













TRM-R



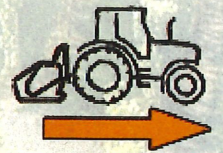
MOD								
		cm / inch	cm / inch	cm / inch	kg / lbs	lt / U.S. Gal	Hp	
TRM-R 130	20	130 / 51	150 / 59	65	380 / 836	850 / 225	30 - 40	2
TRM-R 150	24	150 / 59	170 / 67	75	410 / 902	1000 / 265	30 - 40	2











TRC-R



Ø 6 cm
2,4 inch



Optional

MOD								
	kg 1,3 lbs 2,9	cm / inch	cm / inch	cm / inch	kg / lbs	lt / U.S. Gal	Hp	
TRC-R 150	18	150 / 59	170 / 67	75 / 29	890 / 1960	1800 / 475	70 - 110	3
TRC-R 175	20	175 / 69	195 / 77	87 / 34	940 / 2070	2100 / 555	80 - 110	4
TRC-R 200	22	200 / 79	220 / 87	100 / 39	990 / 2180	2400 / 635	90 - 110	4

