













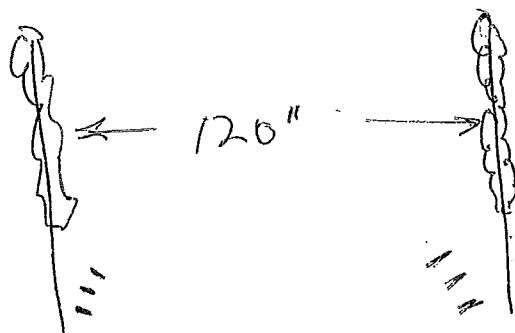


Part No	Orifice	Flow	14 psi GPM	21psi GPM	28 psi GPM	35 psi GPM	42 psi GPM	49 psi GPM	63 psi GPM	70 psi GPM
7008	0.8		0.11	0.12	0.15	0.16	0.17	0.19	0.20	0.21
			0.08	0.10	0.11	0.13	0.14	0.15	0.16	0.18
7010	1.0		0.19	0.21	0.25	0.30	0.31	0.33	0.35	0.37
			0.12	0.13	0.16	0.18	0.20	0.21	0.24	0.25
7012	1.2		0.26	0.30	0.35	0.38	0.42	0.44	0.48	0.50
			0.16	0.18	0.22	0.25	0.27	0.29	0.33	0.35
7015	1.5		0.38	0.43	0.48	0.56	0.61	0.65	0.72	0.74
			0.29	0.31	0.38	0.43	0.47	0.49	0.55	0.57
7018	1.8		0.51	0.57	0.70	0.75	0.83	0.88	0.98	1.01
			0.39	0.44	0.55	0.61	0.65	0.70	0.78	0.82
7020	2.0		0.66	0.74	0.91	1.00	1.09	1.17	1.31	1.38
			0.47	0.52	0.64	0.72	0.77	0.83	0.94	0.96
7023	2.3		0.83	0.91	1.11	1.22	1.35	1.43	1.59	1.68
			0.61	0.69	0.85	0.94	1.01	1.09	1.24	1.30

$$GPM = \frac{GPA \times MPH \times \text{nozzle Spacing}''}{5940}$$

$$GPA = \frac{5940 \times GPM \text{ (per nozzle)}}{MPH \times \text{nozzle spacing}}$$

To get nozzle spacing for orchard or vineyard



6 nozzles

$$\frac{120}{6} = 20'' \text{ nozzle spacing}$$