






*Over 40 Years Of
Dependable Equipment
For Progressive Farming*

POULTRY HOUSE CLEANER DUMP MODEL 4260D Standard Height



Great for composting & unloads quickly



Model 4260D



Additional Features for Heavy Duty Models:

- ◆Larger and stronger sifter and leveler chains.
- ◆Re-enforced leveler bars.
- ◆1 1/2" dia. sifter and leveler shafts (1 1/4" on standard machine).
- ◆Re-enforced feeder reel.
- ◆12 ply tires.

Specifications:

	Model 4260 D
Weight	With Tandem Axle Wheels: 5,570 lbs. With Single Axle Wheels: 5,345 lbs.
Width	82"
Height (Working)	74"
Length	270"
Pickup Width	72"
Tank Capacity	170l cubic feet
Tire Size	Tandem Axle Model: 9.5L x 15 (12 ply) Single Axle Model: 12.5L x 16 (12 ply)
Conveyors	667X Pintle chain on sifter & leveler
Tongue	Swivel clevis, manual side adjustment
Depth Control	Raised, lowered (from tractor) with hydraulic cylinder
Hydraulic Pump	Mounts to tractor PTO shaft, 540 RPM
Blade	Beveled, high strength steel
Recommended HP	55 - 65 HP Tractor




*Choose KMC For
Fast, Easy
Cleanout!*




*Over 40 Years Of
Dependable Equipment
For Progressive Farming*

KMC POULTRY HOUSE CLEAN OUT EQUIPMENT



**Standard Model House Cleaner
4200**




**Low Profile Model House Cleaner
4200LP**


- Can be used for total cleanout or to remove wet, caked litter while reconditioning and allowing finer particles to be sifted back on floor to reduce replacement costs.
- Cleans close to walls to save time and labor expense.
- Unloads quickly to avoid waiting and can be used for spreading or replacing shavings with optional spreading attachment.
- Overhead conveyor keeps litter spread evenly for full capacity loading.

Specifications:

	Model 4200	Model 4200 LP
Weight	Tandem Wheels: 5,570 lbs Single Wheels: 5,334 lbs	Tandem Wheels: 5,400 lbs Single Wheels: 5,180 lbs
Width	90"	90"
Height	74"	64"
Length	270"	270"
Tank Capacity	165 cubic feet	135 cubic feet
Recommended HP	55-65 HP tractor	55-65 HP tractor





Poultry House Sprayer



- Powerful, high volume PTO pump delivers up to 725 PSI of pressure for effective washing and spraying operations.
- Dual reversible swivel nozzles for spraying floors or washing ceilings.
- Retractable hand gun can be used from floor or tractor to clean hard-to-reach spots.

Specifications:

Tank: Low profile, 500 gallon capacity, recirculating, poly construction.
Pump: Diaphragm-type, 39 1/2 GPM at 725 PSI, PTO operated, 540 RPM.
Weight: Approximately 1,100 lbs.
Height: 60"
Length: 168 1/2"
Width: 76 3/4"




Poultry House Wall Cleaner

- Removes litter from walls for convenient pick-up by the cleanout machine.
- Blade extension retracts under spring pressure when wall posts are encountered.
- Litter can be moved from walls of average poultry house in approximately 20 minutes.

Specifications:

Blade width: 88"
Machine width: 9'3"
Weight: 640 lbs
Auger: 12" diameter, 0.12 thick at outside edge
Extension Blade: 28 1/2" in length, spring loaded return
Blade: Beveled, high strength steel



Contact KMC or your nearest KMC dealer for more information!
Kelley Manufacturing Co.
P.O. Drawer 1467 / 80 Vernon Drive
Tifton Georgia 31793 1-800-444-5449 www.kelleymfg.com