




# FEATURES:

- High-performance KMC row crop cultivators are designed to deliver total satisfaction cultivation. S-tyne models are equipped with high-quality spring steel tynes; three shank options available for sweep models.
- Bed-working Capability – front tyne mounting arm and rear tail plow adjust vertically to permit cultivation of beds without severe root pruning.
- Strong, Heavy-duty Gang Construction – box-type parallel linkage has plenty of strength to resist twisting, bending. Linkage arms are 1/2" x 2" flatbar with hardened bushings. Linkage mounting bracket made of 3/8" high grade steel. Vertical and horizontal gang members constructed of 2 1/2" x 2 1/2" x 3/16" tubing. Semi-pneumatic gauge wheel equipped with sealed ball bearings.
- Precision Pin-type Depth Adjusting – convenient hole-to-hole pin adjustment for setting all gangs at same precise cultivation depth. Offers more accuracy than screw-type adjustments. Adjustment range: 5" in 5/8" increments. Tail plow adjustment: 2", 4 x 4 x 1/4", 4 x 7 x 1/4", and 7 x 7 x 5/16" toolbars, Cat. II & III (plus quick hitch).



Front and rear tynes shown adjusted for cultivating beds.





Optional rolling shields have oil-impregnated bearings, telescoping axial adjustment for soil flow control, and sturdy mounting brackets. Shields can be locked in upright and horizontal transport positions. Gang or toolbar mounted models.



Uniform depth control provided by pin-type adjustment.

## AVAILABLE IN SPECIAL "VEGETABLE" MODEL

Designed for precision cultivation of vegetable crops on beds. Features vertically adjusted shanks and special tent shields to keep soil off emerging crops. Rolling discs create guide furrow for shields to run in for more efficient performance. Available in 4, 6, 8, and 12 row models – 30" thru 40" row spacings. Contact us for more information on this special cultivator.



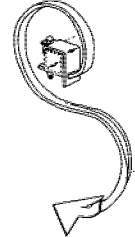
PRICES AND SPECIFICATIONS  
SUBJECT TO CHANGE.



**Kelley Manufacturing Co.**  
P. O. DRAWER 1467  
TIFTON, GEORGIA 31793

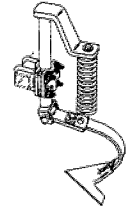
## 4 SHANK CHOICES To Select From

### S-TYNE



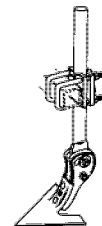
(STANDARD ON  
S-TYNE MODELS)

### Compression Spring



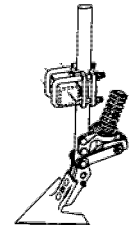
(STANDARD ON  
SWEEP MODELS)

### RIGID



(OPTIONAL FOR  
SWEEP MODELS)

### Spring Trip



(OPTIONAL FOR  
SWEEP MODELS)