





SPEED-WHEEL CULTIVATORS

Your Best
Choice For

High-Speed, High-Performance!


Now Available With 3 Gang Options



KMC Speed-Wheel Cultivators:

More Gang Choices! • Faster Gang Adjustment!

Select From These Options:





KMC WEDGE-TINE

(15" Diameter)

Exclusive patented KMC Wedge-tine Spider Wheels eliminate time-consuming switching of left and right gangs common to other rolling-type cultivators. Just loosen two bolts, angle the gangs to a multitude of positions, and you can:


- move soil to or from the crop.
- build, work, rework, or level beds.
- keep middles clean.

Other types of cultivators can't offer this kind of versatility!



SLICER-TINE

(Left & Right Spiders,
14½" & 16" Sizes)



NOTCHED DISC

(16" for heavy residue and
many specialized applications)

Features:

- 3, 4, 5 spider wheel gangs for wide or narrow row spacings. Ductile cast iron spider wheels with tri-ply sealed bearings (wedge-tine and slicer tine).
- 2, 4, 6, 8 and 12 row models. Hydraulic folding toolbars for 8 and 12 row sizes.
- High speed operation - up to 8-10 miles per hour!
- **OPTIONAL ACCESSORIES:** KMC Fertilizer Attachments; rigid, compression spring, quick-adjust plow shanks; rigid and spring-loaded stabilizer coulters; gauge wheels; jack stands; crop shields.

Kelley Manufacturing Co.



South Industrial Park
P.O. Box 1467
Tifton, Georgia 31794
(912) 382-9393
FAX (912) 382-5259

SPECIFICATIONS SUBJECT TO CHANGE WITHOUT NOTICE