

**2020-2021
PRODUCTION**



FALC

1960-2020

60th ANNIVERSARY

FALC


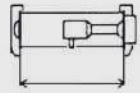




1960-2020


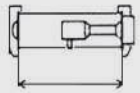







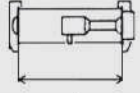




WORLD WIDE DEALER NETWORK


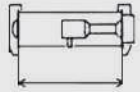







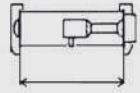




FRESE - ROTARY TILLERS - FRAISES - FRESADORAS

A							 540
	HP.	mm.	inches	KG	LBS	N.	
900	15-30	875	34,44	160	353	20	①
1100	15-30	1055	41,53	170	375	24	
1250	20-30	1246	49,05	180	397	28	
1450	20-30	1435	56,49	190	419	32	
1650	25-30	1625	63,97	200	441	36	


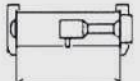




BS							 540
	HP.	mm.	inches	KG	LBS	N.	
900	20-50	922	36,29	195	430	20	②
1100	20-50	1092	42,99	224	494	24	
1250	25-50	1263	49,72	234	516	28	
1450	30-50	1432	56,37	246	542	32	
1550	35-50	1548	60,94	266	586	36	
1650	40-50	1642	64,64	276	608	36	


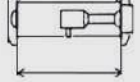




CS							 540
	HP.	mm.	inches	KG	LBS	N.	
1300	40-70	1340	52,75	380	838	30	③
1500	40-70	1495	58,85	400	882	36	
1600	50-70	1585	62,40	420	926	36	
1800	50-70	1830	72,04	450	992	42	
2100	60-70	2090	82,28	490	1080	48	


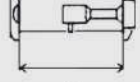




D							 540
	HP.	mm.	inches	KG	LBS	N.	
1600	60-100	1576	62,04	540	1191	36	④
1800	60-100	1821	71,69	590	1300	42	
2100	60-100	2066	81,33	640	1411	48	
2300	60-100	2311	90,98	700	1543	54	
2500	60-100	2556	100,63	740	1631	60	


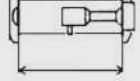




HD							 540
	HP.	mm.	inches	KG	LBS	N.	
1600	60-100	1576	62,04	560	1234	36	⑤
1800	60-100	1821	71,69	615	1355	42	
2100	60-100	2066	81,33	660	1455	48	
2300	60-100	2311	90,98	710	1565	54	
2500	60-100	2556	100,63	750	1653	60	
2800	60-100	2801	110,27	790	1741	66	


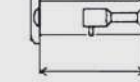




FRESE - ROTARY TILLERS - FRAISES - FRESADORAS

EL								 540-1000
	HP.	mm.	inches	KG	LBS	N.	N.	
2500	60-120	2615	102,95	885	1951	44	60	
3000	60-120	3115	122,64	1005	2216	50	72	

FL								 1000
	HP.	mm.	inches	KG	LBS	N.	N.	
3000	100-160	3115	122,64	1200	2646	60	72	


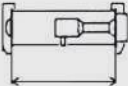



GL								 1000
	HP.	mm.	inches	KG	LBS	N.	N.	
3000	130-220	3115	122,64	1480	3263	60	72	
3500	140-220	3615	142,32	1685	3715	70	84	

GSL								 1000
	HP.	mm.	inches	KG	LBS	N.	N.	
4000	150-240	4115	162,00	1940	4277	80	96	
4500	160-240	4615	181,69	2120	4674	90	108	

KAPPA								 1000
	HP.	mm.	inches	KG	LBS	N.	N.	
4000	190-300	4115	162,00	2690	5930	80	96	
4500	190-300	4615	181,69	3090	6812	90	108	
6000 DT*	190-300	6322	248,89	3920	8642	120	144	

 * A RICHIESTA -  * ON REQUEST -  * SUR DEMANDE -  * A PEDIDO


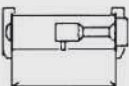




FRESE - ROTARY TILLERS - FRAISES - FRESADORAS

RU							1000
	HP.	mm.	inches	KG	LBS	N.	
3100 *	150-300	3115	122,64	1850	4078	72	
3600 *	150-300	3615	142,32	2060	4541	84	
4100 *	150-300	4115	162,00	2240	4938	96	
4100 DT *	180-300	4115	162,00	2470	5445	96	
4600 DT *	180-300	4615	181,69	2620	5776	108	
4850 DT *	180-300	4865	191,53	2700	5952	120	

 * A RICHIESTA - • PESO SENZA RULLO
  * ON REQUEST - • WEIGHT WITHOUT ROLLER
 * SUR DEMANDE - • POID SANS ROULEAU
  * A PEDIDO - • PESO SIN RODILLO

FRESA PIEGHEVOLE - FOLDING ROTARY TILLER FRAISE PLIABLE - FRESADORA PLEGABLE

New

Gamma				 Ø 550				 50 K	
	HP.	mm.	inches	KG	LBS	mm.	inches	N.	N.
4600 *	180-380	4530	178,35	3890	8576	2796	110,08	82	108
5000 *	180-380	5030	198,03	4090	9017	2796	110,08	92	120
5400 *	200-380	5400	212,60	4340	9568	2796	110,08	/	132
6000	200-380	6030	237,40	4490	9899	2796	110,08	112	144
7000 *	240-380	7030	276,77	4940	10890	2796	110,08	132	168





 * A RICHIESTA -
  * ON REQUEST -
  * SUR DEMANDE -
  * A PEDIDO





DISSODATORI - SUBSOILERS - DECOMPACTEURS- SUBSOLADOR



		 Abbinabili a frese ed erpici rotanti  Combinable with rotary tillers and power harrows  Combinable avec fraises et hersees rotatives  Se puede combinar con fresadoras y gradas rotativas
---	--	---

FRESA - ROTARY TILLER - FRAISE - FRESADORA

Cultiline		 foto 2			540 
	HP.	KG	LBS	N.	
1300	60-80	674	1486	34	①
1600	60-80	720	1588	40	



-  Con rullo costipatore (foto 1)
Con rullo idraulico motorizzato (foto 2)
Con cofano baulatore (foto 3)
-  With compacting roller (photo 1)
With motorized hydraulic roller (photo 2)
With bed former (photo 3)


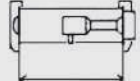



-  Avec rouleau comprimant (photo 1)
Avec rouleau hydraulique motorisé (photo 2)
Avec capot butteur (photo 3)
-  Con rodillo compactador (foto 1)
Con rodillo hidráulico motorizado (foto 2)
Con tabla acaballonadora (foto 3)

**RULLI MOTORIZZATI
MOTORIZED ROLLERS
ROULEAUX MOTORISES
RODILLOS MOTORIZADOS**

**COFANI BAULATORI
BEDS FORMER
CAPOT BUTTEURS
TABLAS ACABALLONADORAS**








INTERRATRICE PER SASSI E RESIDUI VEGETALI BURIER FOR STONES AND VEGETAL RESIDUALS ENFOUISSEUR DE PIERRES ET DE RESIDUS VEGETALS ENTERRADORA DE PIEDRAS Y RESTOS VEGETALES

Reverse									
	HP.	mm.	inches	KG	LBS	KG	LBS	N.	N.
1500	80-120	1500	59,06	850	1874	233	514	31	42
1700	80-120	1700	66,93	940	2072	258	569	41	48
1850	80-120	1850	72,83	1010	2227	280	618	45	54
2000	80-120	2000	78,74	1070	2359	303	668	49	54
2300	90-120	2300	90,55	1180	2601	348	768	56	60
2500 *	100-120	2500	98,43	1320	2910	380	838	61	66

 * A RICHIESTA -  * ON REQUEST -  * SUR DEMANDE -  * A PEDIDO




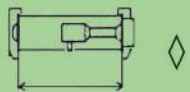


FRESE - ROTARY TILLER - FRAISE - FRESADORA

Ypsilon					 540
	HP.	KG	LBS	N.	
1600	40-65	500	1102	36	
1800	50-65	530	1168	42	
2100	55-65	560	1235	48	

 Fresa a spostamento idraulico automatico  Fraise avec déplacement hydraulique automatique
 Rotary tiller with hydraulic automatic side shift  Fresadora con desplazamiento hidráulico automático

"BIO" FRESA - "BIO" ROTARY TILLER FRAISE "BIO" - FRESADORA "BIO"

New


"BIO"					Senza ruote Without wheels Sans roues Sin ruedas	
	HP.	mm.	inches	KG	LBS	N.
BIO FL 3000	100-160	3115	122,64	1200	2646	72
BIO GL 3000	130-220	3115	122,64	1480	3263	72
BIO GL 3500	130-220	3615	142,32	1685	3715	84
BIO GSL 4000	150-240	4115	162,00	1940	4277	96
BIO GSL 4500	150-240	4615	181,69	2120	4674	108
BIO KAPPA 4000	190-300	4115	162,00	2200	4850	96
BIO KAPPA 4500	190-300	4615	181,69	2500	5512	108
BIO KAPPA 6000 DT	190-300	6322	248,89	3300	7275	144
BIO GAMMA 6000/P	180-380	6030	237,40	3500	7716	144


  Larghezza macchina, senza ruote


  Largeur machine, sans roues


  Width of the machine, without wheels

  Ancho de la máquina, sin ruedas

 Fresa "BIO" con rotore speciale tipo "S": per la distruzione di erba e residui colturali senza utilizzo di diserbanti chimici

 "BIO" rotary tiller with special rotor type "S": destruction of grass and crop residues without the use of chemical herbicides


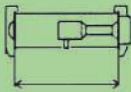

 Fraise "BIO" avec rotor special type "S": pour la destruction des couverts végétaux sans utilisation de désherbant chimique

 Fresadora "BIO" con rotor especial tipo "S": terminación de precisión del crecimiento de las plantas sin el uso de herbicidas químicos



FRESA PER COLTURE A FILE ROW CROPS ROTARY TILLER FRAISE POUR CULTURES EN RANGEES FRESADORA PARA CULTIVOS EN LINEA

New


Strip-Till				File/Sezioni Rows/Sections Rangées/Sections Filas/Secciones	Interasse Spacing Distance Distancia		
	HP.	mm.	inches	N.	mm.	KG	LBS
3000 *	130-220	3115	122,64	4	750	2750	6063
	130-220	3115	122,64	6	500	2750	6063


 * A RICHIESTA -  * ON REQUEST -  * SUR DEMANDE -  * A PEDIDO


 # CON RULLO PACKER 550 E DENTI ANTERIORI -  # AVEC ROULEAU PACKER 550 ET DENTS ANTERIEURS


 # WITH PACKER ROLLER 550 AND FRONT TINES -  # CON RODILLO PACKER 550 Y DIENTES ANTERIORES




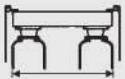




 A seconda della larghezza prevista della fila, non viene lavorato fino al 70% della superficie del suolo. Ciò non solo protegge il terreno dall'erosione e dall'essiccazione, ma riduce anche i tempi ed i costi di lavorazione creando un perfetto letto di semina per le colture a filari in un unico passaggio. Gli utensili lavorano ad una profondità tra i 15 ed i 25 cm e possono essere facilmente regolati alla profondità desiderata in cui il terreno deve essere lavorato.


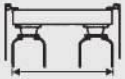




 Depending on the width of the row, up to 70% of the soil surface is not worked. This not only protects the soil from erosion and drying, but also reduces working times and costs by creating a perfect seed bed for row crops, in a single pass. The tools work at a depth between 15 and 25 cm. and can easily adjusted to the desired depth.


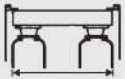




 Selon la largeur prévu de la ligne, jusqu'au 70% de la surface du sol n'est pas travaillé. Cela protège non seulement le sol de l'érosion et du séchage, mais réduit également les temps de traitement et les coûts en créant un lit de semences parfait pour les cultures en rangées, tout ça dans un seul passage. Les outils travaillent à une profondeur comprise entre 15 et 25 cm et peuvent être facilement ajustés à la profondeur souhaitée.

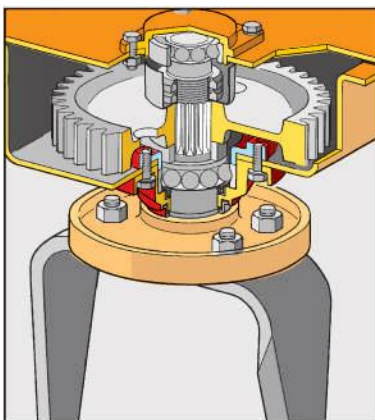
 Dependiendo de la anchura prevista de la fila, no se trabaja hasta el 70% de la superficie del suelo. Esto no sólo protege el suelo de la erosión y el secado, sino que también reduce el tiempo y los costes de elaboración creando un perfecto lecho de siembra para los cultivos de filares en un solo paso. Las herramientas trabajan a una profundidad entre 15 y 25 cm y se pueden regular fácilmente a la profundidad deseada en la que el suelo tiene que ser trabajado.





ERPICI ROTANTI - POWER HARROWS HERSES ROTATIVES - GRADAS ROTATIVAS

Fox Vigneron							540	
	HP.	mm.	inches	KG	LBS	N.		
1000	40-90	1070	42,12	410	904	4	①	
1300	40-90	1316	51,81	450	992	5		
1500	40-90	1562	61,49	510	1124	6		
1800	40-90	1808	71,18	570	1257	7		

Fox Special							540	
	HP.	mm.	inches	KG	LBS	N.		
2000	50-100	2112	83,14	660	1455	8	②	
2300	50-100	2358	92,83	710	1565	9		
2500	50-100	2549	100,35	760	1675	10		
3000	50-100	3049	120,03	860	1895	12		


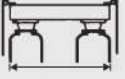




Fox							540-1000	
	HP.	mm.	inches	KG	LBS	N.		
2500	60-120	2553	100,51	945	2083	10	③	
3000	60-120	3053	120,20	1060	2337	12		









-  Erpici Rotanti con cuscinetti a sfera
-  Power Harrows with ball bearings
-  Herse Rotatives avec roulements à billes
-  Gradas Rotativas con rodamientos de bola

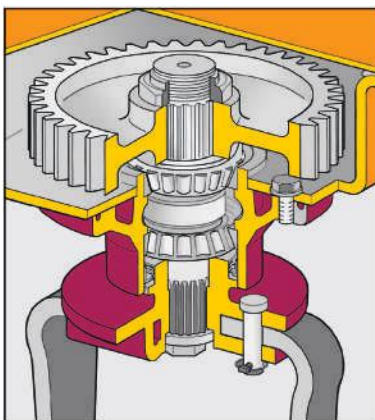






ERPICI ROTANTI - POWER HARROWS HERSES ROTATIVES - GRADAS ROTATIVAS

Smart							540-1000
	HP.	mm.	inches	KG	LBS	N.	
3000	60-140	3091	121,69	1310	2888	12	 ①

Kratos							1000
	HP.	mm.	inches	KG	LBS	N.	
3000	90-200	3115	122,64	1700	3747	12	 ②
3500	120-200	3607	142,01	1980	4365	14	
4000	130-200	4099	161,38	2200	4850	16	


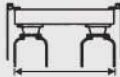





Magnum							1000
	HP.	mm.	inches	KG	LBS	N.	
3000	100-240	3115	122,64	1730	3814	12	 ③
3500	120-240	3607	142,01	2020	4453	14	
4000	130-240	4099	161,38	2310	5093	16	
4500	150-240	4591	180,75	2600	5732	18	
5000	160-240	5083	200,12	2890	6371	20	


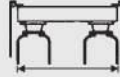











-  Erpici Rotanti con cuscinetti a rulli conici
-  Power Harrows with tapered roller bearings
-  Herse Rotatives avec roulements à rouleaux coniques
-  Gradas Rotativas con cojinetes a rodaminetos conicos


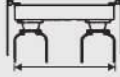









ERPICI ROTANTI PIEGHEVOLI - FOLDING POWER HARROWS HERSES ROTATIVES PLIABLES - GRADAS ROTATIVAS PLEGABLES

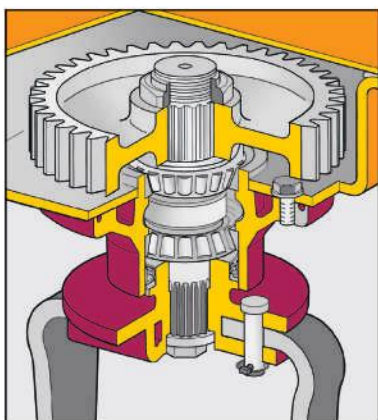
Fox/P							1000	
	HP.	mm.	inches	KG	LBS	N.		
4000/P	140-200	4057	159,72	1700	3748	16		
5000/P	140-200	5041	198,46	2150	4740	20		

Kratos/P							1000	
	HP.	mm.	inches	KG	LBS	N.		
4000/P	140-240	4128	162,52	2790	6150	16		
5000/P	140-240	5112	201,25	3210	7076	20		
6000/P	140-240	6096	240,00	3690	8135	24		





Magnum/P							1000	
	HP.	mm.	inches	KG	LBS	N.		
5000/P	160-240	5112	201,25	3650	8046	20		
6000/P	170-240	6096	240,00	4440	9788	24		

Super Magnum/P							1000	
	HP.	mm.	inches	KG	LBS	N.		
5000/P	160-350	5112	201,25	3770	8311	20		
6000/P	170-350	6096	240,00	4570	10075	24		
7000/P *	170-350	7080	278,75	4920	10847	28		


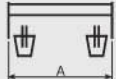





 * A RICHIESTA -  * ON REQUEST -  * SUR DEMANDE -  * A PEDIDO


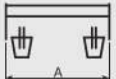







Mod: Kratos/P - Magnum/P - Super Magnum/P







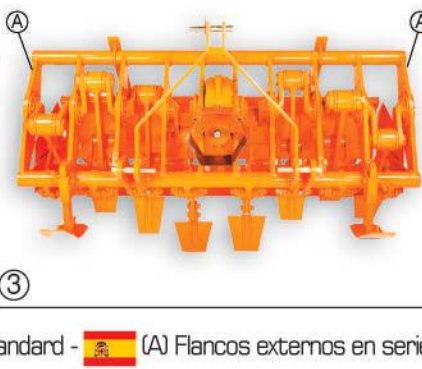
-  Erpici Rotanti con cuscinetti a rulli conici
-  Power Harrows with tapered roller bearings
-  Herse Rotatives avec roulements à rouleaux coniques
-  Gradas Rotativas con cojinetes a rodaminetos conicos

VANGATRICI - DIGGING MACHINES MACHINES A BECHER - CAVADORAS

Panda									 540
	HP.	mm.	inches	mm.	inches	KG	LBS	N.	
1000	20-35	997	39,25	220	8,66	225	496	4	①
1300	20-35	1307	51,45	220	8,66	310	683	6	
1500	20-35	1477	58,15	220	8,66	330	727	6	

Mini Toro									 540
	HP.	mm.	inches	mm.	inches	KG	LBS	N.	
1000	30-60	1004	39,53	250	9,84	380	837	4	②
1200	30-60	1165	45,87	250	9,84	395	870	4	
1300	40-60	1412	55,59	250	9,84	480	1058	6	
1500	40-60	1508	59,37	250	9,84	500	1102	6	
1700	45-60	1684	66,30	250	9,84	520	1146	6	
1800	50-60	1818	71,57	250	9,84	590	1300	8	
2000	50-60	1952	76,85	250	9,84	610	1344	8	

 (A) Flange esterne a richiesta -  (A) External flanges on request -  (A) Brides externes sur demande -  (A) Flancos externos a pedido

Toro									 540
	HP.	mm.	inches	mm.	inches	KG	LBS	N.	
1500	40-90	1504	59,21	350	13,78	675	1488	6	③
1700	45-90	1680	66,14	350	13,78	710	1565	6	
1800	60-90	1814	71,42	350	13,78	830	1829	8	
2000 (A)	60-90	1958	77,09	350	13,78	880	1940	8	
2200 (A)	70-90	2210	87,01	350	13,78	1080	2380	10	
2500 (A)	70-90	2480	97,64	350	13,78	1120	2469	10	

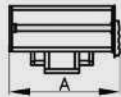

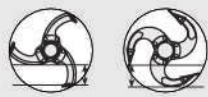



 (A) Flange esterne di serie -  (A) Standard external flanges -  (A) Brides externes standard -  (A) Flancos externos en serie



ARATRI ROTATIVI - ROTARY PLOUGHS CHARRUES ROTATIVES - ARADO ROTATIVO

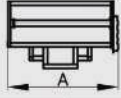

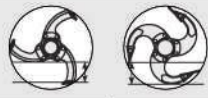



Bobland



Bobland									
	mm.	inches	KG	LBS	mm.	inches	N.	HP.	PTO
1900	1900	74,80	960	2116	350	13,78	11	80-120	540
2100	2100	82,67	1260	2778	350	13,78	12	90-120	540
2350	2350	92,52	1460	3219	350	13,78	14	100-120	540
2500	2500	98,43	1650	3638	350	13,78	15	100-120	540

Freeland



Freeland									
	mm.	inches	KG	LBS	mm.	inches	N.	HP.	PTO
2500 *	2869	112,95	2460	5423	350	13,78	16	110-180	540
3000	3199	125,94	2610	5754	350	13,78	18	130-180	540
3000	3199	125,94	2610	5754	350	13,78	18	130-230	1000
4000	4199	165,32	3230	7121	350	13,78	24	180-230	1000

 * A RICHIESTA -  * ON REQUEST -  * SUR DEMANDE -  * A PEDIDO

ARATRI ROTATIVI - ROTARY PLOUGHS CHARRUES ROTATIVES - ARADO ROTATIVO

Falcland



Falcland									
	mm.	inches	KG	LBS	mm.	inches	N.	HP.	PTO
3000	3190	125,59	4100	9039	450	17,71	18	240-300	1000

L'aratro rotativo garantisce la capacità di operare in condizioni di estremo bagnato o di estremo secco, ottenendo un'eccellente velocità ed un'ottima esecuzione del lavoro. Con l'aratro rotativo si elimina il problema dei solchi da chiudere, si elimina la formazione di macrozolle, di residui colturali vengono rimescolati in modo omogeneo e il terreno rimane soffice. Si elimina la suola compatta e liscia che ostacola la penetrazione dell'acqua e delle radici. Il consumo degli pneumatici viene ridotto (slittamento zero) e viene eliminato lo sforzo di traino. Migliore ossigenazione e fertilità del suolo. L'impiego della potenza tramite la presa di forza migliora il rendimento del trattore.


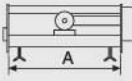


The rotary plough allows operating in extremely wet conditions so as extremely dry, obtaining a very good feed speed and optimal result. Moreover the advantages of the rotary plough are: the problem of furrows to close is eliminated, the problem of the forming of macrosod is eliminated, the rest of cultivations are mixed in a homogeneous way; the soil is soft. Elimination of a deep compact layer of earth that prevents the penetration of water and roots. Reduced wear and tear of tyres (zero slipping); towing force is eliminated. Improve of soil's oxygenation and fertility. The employment of the power through the PTO improves the tractor's performance.


La charrue rotative peut opérer en conditions trempé ou de sec, obtenant une excellente vitesse et une bonne exécution du travail. Les avantages de la charrue rotative sont: on élimine le problème des sillons à refermer, on élimine la formation de macromotte de terre; les résidus des cultures sont mêlés en manière homogène; le sol reste mou. Elimination de semelle de labour compacte et lisse, qui empêche la pénétration de l'eau et de l'enracinement. Usure réduite des pneumatiques (patinage annulé); effort de traction annulé. Meilleure oxygénation et fertilité du sol. L'emploi de la puissance par la prise de force améliore le rendement du tracteur.


L'arado rotativo es capaz de trabajar en condiciones extremas tanto en terrenos húmedos como secos, obteniendo una excelente velocidad y un optimo trabajo. Las ventajas del arado rotativo entre otras son: eliminado el problema de surcos por cerrar. Eliminada la formación de macro-terrones; los residuos del cultivo se remezclan de manera homogénea; el terreno permanece blando. Eliminación de la capa compacta y lisa que obstaculiza la penetración de agua y de raíces. Bajo consumo energético; consumo reducido de neumáticos (desliz cero); eliminado el esfuerzo de remolque. Empleo de la potencia tramite toma de fuerza mejora el rendimiento del tractor.

		Vomeri convessi rotanti per terreni bagnati.			Denti concavi rotanti per terreni secchi.
		Rotary convex shares for wet soils.			Rotary concave tines for tough dry soils.
		Socs convexes rotatives pour terrains mouillés.			Dents concaves rotatives pour terrains secs.
		Rejas convexas rotantes para terrenos mojados.			Dientes cóncavos rotantes para terrenos secos y duros.


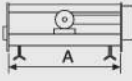


TRINCIA per campo aperto - SHREDDERS for open fields
BROYEURS pour champ ouvert
DESBROZADORAS para campo abierto


Agila						
	HP.	mm.	inches	KG	LBS	N.
1600	50-100	1581	62,24	660	1455	32
1800	50-100	1761	69,33	706	1556	36
2100	50-100	2121	83,50	750	1653	44
2300	50-120	2305	90,75	910	2006	48
2500	50-120	2485	97,83	965	2127	52
2700	50-120	2665	104,92	1020	2249	56
3000	50-120	3025	119,09	1080	2380	64




 540


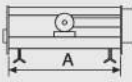


①


Unika						
	HP.	mm.	inches	KG	LBS	N.
2100	50-100	2121	83,50	751	1656	44
2300	50-120	2305	90,75	887	1955	48
2500	50-120	2485	97,83	926	2041	52
2700	50-120	2665	104,92	968	2134	56




 540-1000

②

Unika Sp.						
	HP.	mm.	inches	KG	LBS	N.
2300	70-120	2305	90,75	840	1851	48
2500	70-120	2485	97,83	880	1940	52
2700	70-120	2665	104,92	920	2028	56
3000	70-120	3025	119,09	980	2160	64


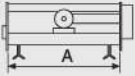









 540-1000


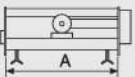



③








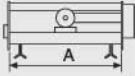



TRINCIA per campo aperto - SHREDDERS for open fields BROYEURS pour champ ouvert DESBROZADORAS para campo abierto





Wind							1000
	HP.	mm.	inches	KG	LBS	N.	
2700	70-160	2665	104,92	1326	2923	56	
3200	70-160	3184	125,35	1441	3177	68	
3200/DT	70-160	3184	125,35	1681	3706	68	
3600	70-160	3655	143,90	1566	3452	80	
4000	70-160	4015	158,07	1671	3684	88	
6000/DT *	100-160	6081	239,41	2700	5952	136	

 * A RICHIESTA -  * ON REQUEST -  * SUR DEMANDE -  * A PEDIDO

Vision							1000
	HP.	mm.	inches	KG	LBS	N.	
2700	70-160	2665	104,92	1196	2637	56	
3200	70-160	3184	125,35	1316	2901	68	
3600	70-160	3655	143,90	1440	3175	80	
4000	70-160	4015	158,07	1545	3406	88	



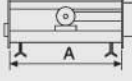


 * A RICHIESTA -  * ON REQUEST -  * SUR DEMANDE -  * A PEDIDO





Kronos							1000
	HP.	mm.	inches	KG	LBS	N.	
4000 DT	100-160	4011	157,91	2500	5511	88	
4800 DT	100-160	4821	189,80	2820	6217	104	
5400 DT	120-180	5541	218,15	3300	7275	120	
6400 DT	120-180	6441	253,58	3820	8422	144	
8000 DT *	160-280	8018	315,66	4840	10670	176	



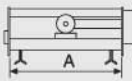


 * A RICHIESTA -  * ON REQUEST -  * SUR DEMANDE -  * A PEDIDO



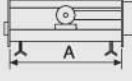





TRINCIA PIEGHEVOLI per campo aperto
FOLDING SHREDDERS for open fields
BROYEURS PLIABLES pour champ ouvert
DESBROZADORAS PLEGABLES para campo abierto

Atlas/P								
	HP.	mm.	inches	mm.	inches	KG	LBS	N.
4000/P	100-160	2200	86,61	4086	160,87	1580	3483	44
5000/P	100-160	2200	86,61	4986	196,30	1830	4034	52
6000/P	100-160	2200	86,61	6066	238,82	2090	4607	64





 ° PESO CON RULLO -  ° WEIGHT WITH ROLLER -  ° POID AVEC ROULEAU -  ° PESO CON RODILLO

Agila 5000/P								
	HP.	mm.	inches	mm.	inches	KG	LBS	N.
5000/P	120-160	2444	96,22	4982	196,14	2560	5643	104

Kronos 6000/P								
	HP.	mm.	inches	mm.	inches	KG	LBS	N.
6000/P	120-200	2473	97,36	6096	240,00	3250	7165	136



TRINCIA con coclea - SHREDDER with auger BROYEUR avec vis sans fin - DESBROZADORA con cóclea

Fast								
	HP.	A mm.	B	A inches	B	KG	LBS	N.
4800 DT	120-180	4821	5310	189,80	209,05	3600	7396	104



Il trincia FAST permette - in un solo passaggio - la trinciatura e la messa in andana del materiale trinciato. L'andana così fatta è pronta per essere imballata. E' possibile fare una seconda andana vicino alla prima. In poco tempo è facile convertire il FAST in trincia standard con scarico a terra del trinciato.



FAST shredder allows to shred and windrow stalks in one pass. Uniform windrows are ready for baling. It is possible to lay a second windrow adjacent to the first one. In a short time, it is easy to convert FAST into a standard shredder with unload of the chopped material on the ground.


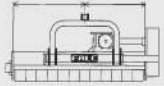





Le broyeur FAST permet - en un seul passage - le broyage et la mise en rang du produit broyé. L'andain ainsi réalisée est prête à être emballée. Il est possible de réaliser un autre rang à proximité du premier. On peut facilement et rapidement convertir le FAST en broyeur standard avec vidage à terre du produit broyé.


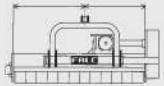





La desbrozadora FAST permite - en una sola pasada - el picado y el hilerado del material picado. La hieira hecha de esta manera está lista para ser embalada. Es posible realizar una segunda hieira cerca de la primera. Lo modelo FAST se puede convertir, con facilidad y rapidez, en una trituradora standard con descarga directa al suelo del producto triturado.


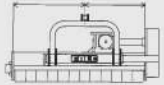

TRINCIA per vigneto e frutteto
SHREDDERS for vineyards and orchards
BROYEURS pour vignes et vergers
DESBROZADORAS para viñedos y huertos



Cat						N.
	HP.	mm.	inches	KG	LBS	
800 F *	20-60	814	32,05	260	573	10
1000 F *	20-60	1027	40,43	280	617	14
1200 F *	20-60	1240	48,82	300	661	16
1350 F - SP	20-60	1382	54,41	353	778	18
1500 F - SP	20-60	1524	60,00	374	824	20
1800 F - SP	20-60	1808	71,18	417	919	24
2100 SP	20-60	2092	82,36	468	1032	28
2500 SP *	20-60	2518	99,13	550	1213	34


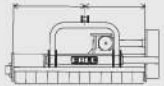

 540

 ①



Condor						N.
	HP.	mm.	inches	KG	LBS	
1400 SP	50-70	1405	55,31	495	1091	14
1600 F - SP	50-70	1585	62,40	515	1135	16
1800 F - SP	50-70	1765	69,48	545	1202	18
2100 SP	50-70	2125	83,66	600	1323	22
2300 SP	50-70	2305	90,74	635	1400	24
2700 SP	50-70	2665	104,92	690	1521	28

 540

 ②

Beta						N.
	HP.	mm.	inches	KG	LBS	
1200 SP	50-90	1225	48,22	540	1190	12
1400 SP	50-90	1405	55,31	610	1345	14

 540

 ③


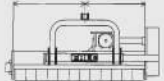



Zenit						N.
	HP.	mm.	inches	KG	LBS	
1600 F - SP	50-90	1585	62,40	660	1455	16
1800 F - SP	50-90	1765	69,48	720	1587	18
2100 F - SP	50-90	2125	83,66	800	1764	22
2300 F - SP	60-90	2305	90,74	850	1874	24
2500 F - SP	60-90	2485	97,83	910	2006	26
2700 F - SP	60-90	2665	104,92	990	2183	28
3000 F - SP	60-90	3025	119,09	1090	2403	32

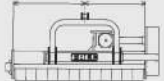



 540

 ④


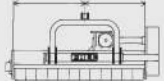



 **F:** fisso, **SP:** con spostamento idraulico - * A RICHIESTA  **F:** fixe, **SP:** avec déplacement hydraulique - * SUR DEMANDE


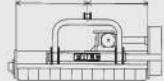



 **F:** fix, **SP:** with hydraulic side shift - * ON REQUEST  **F:** fijo, **SP:** con desplazamiento hidráulico - * A PEDIDO


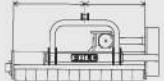



TRINCIA anteriori e posteriori - Front and back SHREDDERS BROYEUR tiré-poussé - DESBROZADORAS anteriores y posteriores





Cat Avant							540	
	HP.	mm.	inches	KG	LBS	N.		
1500	40-60	1524	60,00	415	914	20	①	
1800	40-60	1808	71,18	458	1010	24		

Condor Avant							540 - 1000	
	HP.	mm.	inches	KG	LBS	N.		
1800	50-90	1765	69,49	610	1345	18	②	
2100	50-90	2125	83,66	660	1455	22		
2700	50-90	2665	104,92	760	1676	28		





Zenit Avant							1000	
	HP.	mm.	inches	KG	LBS	N.		
2100	80-100	2125	83,66	827	1823	22	③	
2300	80-100	2305	90,74	860	1896	24		
2500	80-100	2485	97,83	910	2006	26		
2700	80-100	2665	104,92	960	2116	28		
3000	80-100	3025	119,09	1030	2271	32		


Super Sax							540	
	HP.	mm.	inches	KG	LBS	N.		
1500	50-100	1471	57,91	750	1654	12	④	
1600	50-100	1594	62,75	760	1676	12		
1800	55-100	1840	72,44	810	1786	14		
2100	60-100	2086	82,12	860	1896	16		


Sonar							540	
	HP.	mm.	inches	KG	LBS	N.		
1800	40-90	1801	70,90	640	1410	24	⑤	
2100	40-90	2085	82,08	680	1499	28		





-  I trincia "AVANT", SUPER SAX e SONAR sono abbinabili posteriormente e anteriormente al trattore
-  The shredders "AVANT", SUPER SAX and SONAR can be coupled in front and in the back of the tractor
-  Les broyeurs "AVANT", SUPER SAX et SONAR sont accouplés à l'avant ou à l'arrière du tracteur
-  Los desbrozadoras "AVANT", SUPER SAX y SONAR son acoplables al tractor a la parte delantera o trasera


TRINCIA laterali - Lateral SHREDDERS BROYEURS d'accotement - DESBROZADORAS laterales


Master Special						
	HP.	mm.	inches	KG	LBS	N.
1600	50-80	1666	65,59	600	1323	22
1800	50-80	1808	71,18	620	1367	24
2100	50-80	2092	82,36	660	1455	28







New
①  540


Master Special Out						
	HP.	mm.	inches	KG	LBS	N.
1800	50-80	1808	71,18	670	1478	24
2100	50-80	2092	82,36	710	1566	28


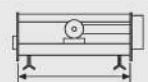





New
②  540


Master						
	HP.	mm.	inches	KG	LBS	N.
1600	80-90	1585	62,40	750	1654	16
1800	80-100	1765	69,48	790	1742	18
2100	80-120	2125	83,66	900	1985	22


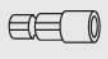





New
③  540


Master Super						
	HP.	mm.	inches	KG	LBS	N.
1600	80-90	1585	62,40	850	1874	16
1800	80-100	1765	69,49	920	2028	18
2100	80-120	2125	83,66	980	2160	22
2500	100-150	2485	97,83	1130	2491	26







New
④  540


TLF					
	HP.	PTO	KG	LBS	N.
1600	70-120	540	990	2182	48
2000	70-120	540	1070	2358	60
2500	90-120	1000	1320	2910	78








⑤  540 - 1000


TRINCIA con raccoglitore - SHREDDERS with collector
BROYEURS avec ramassage - DESBROZADORAS con recogedor


Jolly						Raccoglitore Collector	
	HP.	mm.	inches	KG	LBS	m ³	N.
1350	40-70	1382	54,40	650	1433	1,00	18
1650	40-70	1666	65,59	730	1609	1,20	22








①  540


Solex						Raccoglitore Collector	
	HP.	mm.	inches	KG	LBS	m ³	N.
1500	70-90	1524	60,00	970	2138	1,56	20
1800	80-90	1808	71,18	1090	2403	1,86	24
2100	80-90	2092	82,36	1200	2646	2,16	28



②  540






Vortex						Raccoglitore Collector	
	HP.	mm.	inches	KG	LBS	m ³	N.
2100	100-140	2125	83,66	1430	3153	2,33	22




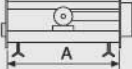



③  540







TRINCIA speciali - Special SHREDDERS BROYEURS speciaux - DESBROZADORAS especial


Lince							1000	
	HP.	mm.	inches	KG	LBS	N.		
2300 *	100-160	2305	90,75	1680	3704	48		①






 * A RICHIESTA -  * ON REQUEST -  * SUR DEMANDE -  * A PEDIDO

Top							1000	
	HP.	mm.	inches	KG	LBS	N.		
2700 *	110-160	2665	104,92	1800	3968	28		②
3200 *	110-160	3205	126,18	2020	4453	34		


 * A RICHIESTA -  * ON REQUEST -  * SUR DEMANDE -  * A PEDIDO






Spit Green							540	
	HP.	mm.	inches	KG	LBS	N.		
1200	50-70	1240	48,81	470	1036	16		⑤
1350	50-70	1382	54,40	510	1124	18		
1650	50-70	1666	65,59	560	1235	22		

Spit Green Vegetables							540	
	HP.	mm.	inches	KG	LBS	N.		
1800	50-90	1808	71,18	495	1091	24		⑥

ELEVATORI IDRAULICI - HYDRAULIC FORKLIFTS ELEVATEURS HYDRAULIQUES - ELEVADORES HIDRAULICOS

Mondial		Portata Load capacity Porté Capacidad de carga	Altezza di sollevamento Lifting height Hauteur d'élevation Altura de levantamiento	Brandeggio avanti indietro Forks forwards backwards Pointage en avant en arrière Movimiento para adelante y para atrás	Traslatore laterale Side-translator Translateur latéral Traslador lateral
	KG	KG	mm.		mm.
3200	440	1500	3200	12°-17°	100+100



Triplex		Portata Load capacity Porté Capacidad de carga	Altezza di sollevamento Lifting height Hauteur d'élevation Altura de levantamiento	Brandeggio avanti indietro Forks forwards backwards Pointage en avant en arrière Movimiento para adelante y para atrás	Traslatore laterale Side-translator Translateur latéral Traslador lateral
	KG	KG	mm.		mm.
2500	440	1500	2500	12°-17°	100+100
3200	510	1500	3200	12°-17°	100+100
3800	570	1500	3800	12°-17°	100+100



NOTES

A series of horizontal dotted lines for writing notes.



La FALC fu fondata nel 1960 dall'attuale Presidente PIERO ZAMA, con lo scopo di produrre una macchina agricola completamente innovativa per l'epoca, ideata dallo stesso fondatore: la vangatrice.

Oggi la FALC è una SRL e la proprietà è al 100% della Famiglia ZAMA.

La sede dell'azienda si trova a FAENZA - Italia.

Lo stabilimento si sviluppa su una superficie totale di 40.000 m²; la produzione è composta da 66 modelli di macchine, suddivise in più di 220 versioni, per poter offrire agli agricoltori di tutto il mondo le soluzioni tecniche migliori per ogni tipo di coltura.

Le macchine prodotte dalla FALC sono oggi distribuite in oltre 60 paesi in tutti e cinque i continenti.

La percentuale del fatturato esportato è l'85% del totale.



La maison FALC a été fondée en 1960 par le Président actuel, PIERO ZAMA, dans le but de produire une machine agricole tout à fait nouvelle et innovatrice, conçue par le fondateur même: la machine à bêcher.

Aujourd'hui la maison FALC est une S.A.R.L. et la famille ZAMA possède 100%.

La maison FALC a son siège à FAENZA - Italie.

L'établissement occupe une superficie de 40.000 mètres carrés; la production comprend 66 différents modèles de machines qui, à leur tour, se partagent en 220 versions, afin d'offrir aux agriculteurs du monde entier les meilleures solutions pour tout type de culture.

Les machines produites par la maison FALC actuellement sont distribuées dans plus de 60 pays de tous les cinq continents.

Le chiffre d'affaires des exportations atteint 85% du total.



FALC was established in 1960 by the present managing director, PIERO ZAMA, in order to produce a completely new and innovative agricultural machine, the digging machine, which was planned by the founder himself.

Today FALC is a limited company and ZAMA family owns at 100%.

The firm is located in FAENZA - Italy - over an area of 40.000 square meters; the production includes 66 different models of machines, divided into 220 versions, in order to offer the farmers from all over the world the best solutions for each type of cultivation.

At present the machines produced by FALC are delivered to more than 60 countries in the five continents.

85% of its sales revenue comes from exports.



La FALC fué fundada nel 1960 por el actual Presidente PIERO ZAMA, con la finalidad de producir una máquina agrícola completamente nueva e innovativa, ideada por el mismo fundador: la Cavadora.

Hoy la FALC es una SRL y la propiedad es al 100% de la Familia ZAMA.

La sede de la empresa se encuentra en FAENZA - Italia. El establecimiento ocupa una superficie total de 40.000 m²; la producción comprende 66 modelos diferentes de máquinas, a su vez subdivididos en 220 versiones, para poder ofrecer a los agricultores de todo el mundo las mejores soluciones para cada tipo de cultivo.

Las máquinas producidas por FALC hoy se distribuyen en más de 60 países en todos los cinco continentes.

El porcentaje de la facturación exportada alcanza el 85% del total.

FALC

FALC SRL
Via Proventa, 41
48018 FAENZA (RA)
ITALIA

Tel. +39 0546 29050
Fax +39 0546 663986

info@falc.eu
www.falc.eu



I dati tecnici, le caratteristiche e le illustrazioni sono indicative e non impegnano il costruttore.

The technical data, features and pictures are indicative and do not bind the manufacturer.

Les données techniques, les caractéristiques et les illustrations sont indicatives et n'engagent pas le constructeur.

Los datos técnicos y las ilustraciones son indicativas y no comprometen al constructor.



www.falc.eu