

"Quick Tach" Side Mount Tank Units

for mechanical front wheel drive tractors

Features






- Demco's slim-line polyethylene tanks come in two sizes: 200 or 250 gallon capacities. These tanks feature a dual jet agitator, sump, molded sight gauge and fillwell with a no-splash cover.
- Demco Quick Tach brackets come with saddles, tank bands, carrier brackets and all necessary bolts for complete installation.
The undercarriage is bolted to the tractor and can remain on the tractor while the tanks can be removed quickly and easily.
- Transport width: 16'

NOTE: Not applicable on tractors with deep lug front tires or front duals. Fenders need to be removed on most models.

NOTE: Do not exceed the tractor manufacturer's frame load capacity recommendation.



HOW TO ORDER Choose in this order: 1. Tank 2. Tractor Mounting Brackets 3. Pump 4. Plumbing / Controls 5. Accessories

	Tank (2 required)			
	200 gallon	PA200 24C	84 lbs.	each \$490.00
	250 gallon	PA250 24C	100 lbs.	each \$606.00
	Tractor Mounting Brackets			
	Case-IH® 7100, 7200 & 8900 Series			
	400 Gallon	TB470QTMFD	912 lbs.	\$2,554.00
	500 Gallon	TB570QTMFD	918 lbs.	\$2,580.00
	Ford Genesis 8670, 8770, 8870 & 8970 Buhler 2145, 2160, 2180 & 2210 (Not applicable with 18.4 or wider front tires)			
	400 Gallon	TB440QTMFD	927 lbs.	\$2,484.00
	500 Gallon	TB540QTMFD	933 lbs.	\$2,505.00
	John Deere® 4000 series			
	400 Gallon	TB460QTMFD	1075 lbs.	\$2,847.00
	500 Gallon	TB560QTMFD	1081 lbs.	\$2,869.00
	John Deere® 7600, 7700, 7800, 7610, 7710 & 7810			
	Adaptor Kit for Tractors with ILS™ front axles	9470022	20 lbs.	\$89.00
	400 Gallon	TB740QTMFD	907 lbs.	\$2,554.00
	500 Gallon	TB750QTMFD	913 lbs.	\$2,580.00
	John Deere® 8000 Series High Clearance Mounting Brackets (Not applicable for 30 series with IVT® transmissions) (Not applicable with 20.8 or wider front tires)			
	400 Gallon	TB940QTMFD	725 lbs.	\$2,484.00
	500 Gallon	TB950QTMFD	731 lbs.	\$2,505.00
	Massey Ferguson® 3630, 3650, 3670, 3680 & 3690			
	400 Gallon	TB430QTMFD	912 lbs.	\$2,484.00
	500 Gallon	TB530QTMFD	918 lbs.	\$2,505.00
	Pumps			
	NOTE: For Pump Specifications, see Components Section.			
	Hypro® Gear Drive Pump 540 RPM	C9006 540	44 lbs.	\$902.00
	Hypro® Hydraulic Pump (C9303HM1)	C9303HM1	26 lbs.	\$851.00
	Plumbing / Controls (Pump not included)			
	Plumbing kit (1 section electric)	9470012	40 lbs.	\$828.00
	Plumbing kit (3 section electric)	9470013	65 lbs.	\$1,395.00
	Accessories			
	Quick refill (1½" quick couplers)	9470009	15 lbs.	\$105.00
	Quick refill (2" quick couplers)	PTCTK1	15 lbs.	\$145.00
	Quick Tach wheels and jackstand	QTWL	30 lbs.	\$237.00
	Quick Tach wheels and jackstand (for John Deere® 8000)	9470001	33 lbs.	\$282.00