

# DEMCO

## 2022 APPLICATION EQUIPMENT



**PRO SERIES  
LAWN & GARDEN**



**FIELD SPRAYERS  
PULL SPRAYERS**



**50 SERIES  
FIELD SPRAYERS**



**SIDEQUEST  
FIELD SPRAYERS**



**TRACTOR MOUNT  
QUICK FIT LIST**

MODEL	Quick T
MX Magnum 200	400
MX Magnum 210	N/A
MX Magnum 220	N/A
MX Magnum 230	N/A
MX Magnum 240	N/A
MX Magnum 255	N/A

**SIDEQUEST  
SIDE TRACTOR MOUNTS**



**QUICK TACH  
TRACTOR MOUNTS**



**RM SERIES  
REAR TRACTOR MOUNTS**



**BOOMS**



**PUMPS & TANKS**



**PARTS & SPRAY TIPS**



14 & 25 Gallon.....	3
40, 60, 80 Gallon.....	4-5
110 & 150 Gallon.....	6
150 & 200 Gallon.....	7
RM 150, 200, & 300 Gallon .....	8
Booms - 80", 12', 18' .....	9
Truss-T Booms - 21',30', 40' .....	9

300 Gallon.....	10-11
500 Gallon.....	12-13
850 & 1050 - 45', 60', 66'.....	14-15
1050 & 1250 - 80', 90' .....	16-17
SideQuest® 1200 - 80', 90' .....	18-19

Tractor Mount Quick Fit List.....	20-23
SideQuest® 1000 Gallon.....	24-25
SideQuest® 1000 & 1200 Gallon.....	26-27
4WD Tractor Mounts 1200 .....	28
SideQuest® Track Mounts 1000 .....	29
8RX Track Mounts 1000.....	29
4WD Articulating 600 .....	30
Quick Tach InLine .....	31
RM Series 600.....	32
RMLE 300, 400, & 500 .....	33

Truss Booms - 30', 45' .....	34
Hydraulic X-Fold Booms - 45', 60' .....	35

Lil' Thumper Piston Pumps .....	36
---------------------------------	----

Tanks & Saddles .....	37-38
Tank Accessories.....	39
Sprayer Controls.....	40
Pumps .....	41-43
Parts.....	44-47
Spray Nozzle Accessories .....	48-51

Over the years we've been printing catalogs to help customers like you purchase quality products. Every item in this catalog reflects our commitment to quality, durability, efficiency and value.

Our 2022 Application Equipment catalog is specifically designed to help you configure, price items, and to avoid much of the confusion related to choosing features available on specific implement models. You'll find an ordering procedure (black header bar) at the top of each chart to help you gather all the features you need to make a successful and hassle free order.

If you have any questions on availability or compatibility to your application, call us at

**DEMCO 1-800-543-3626**

We'll be glad to answer any questions. We're committed to your full satisfaction. It's just part of ...  
*"Doing our best to provide you the best".*



© 2022 Dethmers Mfg Co.

*Demco Mfg. has attempted to show each product in this catalog in an accurate manner. Because we are continually updating product and/or production enhancements, it may sometimes change the appearance of an item before new photos can be taken.*

*Demco Mfg. is not responsible for typographical errors.*

Banjo is a registered trademark of Banjo Corporation. Roundup is a registered trademark of Monsanto. TeeJet, FloodJet, Al TeeJet and BoomJet are registered trademarks of Spraying Systems Co. Viton and Rynite are registered trademarks of E. I. du Pont de Nemours and Company or its affiliates. du Pont is a trademark of E. I. du Pont de Nemours and Company or its affiliates. Raven is a registered trademark of Raven Industries Inc. Hypro is a registered trademark of Hypro. LLC. Cleanload is a trademark of Hypro. LLC. AGCO, Massey Ferguson and Challenger are registered trademarks of AGCO Corporation. Cat is a registered trademark of Caterpillar Inc. John Deere is a registered trademark of Deere & Company. IVT is a trademark of Deere & Company. ILS is a trademark of Deere & Company. Case IH, New Holland and Maxum are registered trademarks of CNH America LLC. Magnum & SuperSteer are a trademark of CNH America LLC. SAFi is a registered trademark of SAFi SAS. UltraFlyte™ is a trademark of Cadorath Unifyte, Extender are the trademark of Stewart Steel, Inc., Bull-Pull is a trademark of Terog Manufacturing



## 14 GALLON 25 GALLON

### FEATURES OF 14 GALLON

- 5" fill well - 1/2" outlet
- Two formed steel channels bolt directly to the bottom of the tank - the rear bracket is used for the boom installation
- 15" spray gun with adjustable nozzle
- 15' lead hose (380RB)

### TWO BOOMS AVAILABLE:

- 80" spray boom with 2 nozzles
- 12' spray boom with 4 nozzles has spring loaded boom breakaway

### FEATURES OF 25 GALLON

- 5" fillwell - 1/2" outlet with agitation
- Heavy duty tube steel welded frame fits most ATV's. Tie down straps make mounting easy
- 18" handgun with adjustable nozzle
- 15' lead hose
- Plumbing includes pressure gauge & regulator

### FOUR BOOMS AVAILABLE:

- 12' and 18' booms feature 1.5 floodjet tips and spring loaded boom wing breakaway. 10 GPA at 4 MPH output
- 21' or 30' Truss-T booms feature vertical and horizontal boom breakaway with 20" nozzle spacing



9464047  
9428147



SM314



SM314  
DB12

*NOTE: Do not exceed manufacturer's load limit  
All sprayers are partially preassembled*

**HOW TO ORDER:** 1. Choose desired **Sprayer/Pump Model** 2. Choose appropriate **Accessories**

#### MODEL AND PUMP

14 Gallon skid mount, no boom, 1.8 GPM electric pump	<b>SM14</b>	38 lbs.	\$532.00
14 Gallon skid mount, no boom, 3 GPM electric pump, pressure gauge & regulating valve	<b>SM314</b>	43 lbs.	\$670.00
25 Gallon rear ATV mount, 5 GPM electric pump, pressure gauge & regulating valve	<b>9464047</b>	74 lbs.	\$979.00

#### BOOMS

Universal Mounting Brackets for ATV cargo rack for 14 gallon	<b>HYMB</b>	2 lbs.	\$62.00
80" Two Nozzle Boom Assembly (40" spacing) for 14 gallon	<b>80B10</b>	15 lbs.	\$154.00
144" Four Nozzle Boom Assembly (40" spacing) for 14 gallon	<b>144B14</b>	33 lbs.	\$347.00
12' Boom (1 section)(4 nozzles)(40" spacing) for 25 gallon	<b>DB12</b>	27 lbs.	\$282.00
18' Boom (1 section)(6 nozzles)(40" spacing) for 25 gallon	<b>DB18</b>	38 lbs.	\$397.00
2 nozzle boomless kit - includes 2 FC-XT010 tips, sprays approximately 30' for 25 gallon	<b>9428147</b>	8 lbs.	\$280.00
21' Truss-T boom (1 section)(13 nozzles) See Components Section for tips, for 25 gallon	<b>DB21TDF</b>	85 lbs.	\$1,154.00
30' Truss-T boom (1 section)(19 nozzles) See Components Section for tips, for 25 gallon	<b>DB30TDF</b>	115 lbs.	\$1,444.00

#### ACCESSORIES

14 Gal. Front Tank, Frame, Mounting Brackets and Plumbing for 2 Tanks on 1 ATV	<b>EX14KT</b>	30 lbs.	\$263.00
25 Gal. Front Tank w/ Agitation, Frame, Mounting Bracket & Plumbing for 2 Tanks on 1 ATV	<b>9464048</b>	40 lbs.	\$323.00

# PRO SERIES LAWN & GARDEN

**40 GALLON**  
**60 GALLON**  
**80 GALLON**

9464077  
80B25



## COMMON FEATURES

- Tank with a sloped bottom sump for total drainage, 5" fillwell
- Gallon and liter markings on the tank
- Agitation is standard in all tanks
- Special molded-in baffling in bottom of tank for enhanced agitation
- 15 x 6 flotation turf tires on 40 gallon trailer models
- 18 x 9.50 flotation tires on 60 and 80 gallon trailer models
- Handgun with 15' spray hose (380RB)
- Rear mount fits category "1" three-point

9464105  
DB12



9464084  
DB12



9464068



9464090  
DB21TDF  
9428114



9464116  
DB12  
with optional hose reel  
(9428114)



9464111  
DB18



Control console    Electric pump and boom control

**40 MODEL AND PUMP**

40 gallon skid mount with electric 5 GPM pump. Skid base is 34" wide x 26 1/2" deep	<b>9464109</b>	112 lbs.	\$1,248.00
40 gallon skid mount with electric 5 GPM pump. Skid base is 34" wide x 26 1/2" deep w/ control console	<b>9464115</b>	112 lbs.	\$1,248.00
40 gallon trailer with electric 5 GPM pump	<b>9464077</b>	154 lbs.	\$1,440.00
40 gallon rear mount with electric 5 GPM pump	<b>9464084</b>	139 lbs.	\$1,289.00

**60 MODEL AND PUMP**

60 Gallon Skid with electric 5 GPM pump. Skid base is 34" wide x 26 1/2" deep	<b>9464110</b>	122 lbs.	\$1,340.00
60 Gallon Skid with electric 5 GPM pump. Skid base is 34" wide x 26 1/2" deep with control console	<b>9464116</b>	165 lbs.	\$1,340.00
60 Gallon Skid with elec. 5 GPM pump. Skid base is 34" wide x 26 1/2" deep with control console - yellow	<b>9464119</b>	165 lbs.	\$1,340.00
60 Gallon Skid with electric 5 GPM pump. Skid base is 34" wide x 26 1/2" deep - yellow	<b>9464113</b>	122 lbs.	\$1,340.00
60 Gallon Skid with 3.5 HP B&S engine and C4101GE pump Skid base is 26 1/2" wide x 34" deep	<b>9464066</b>	165 lbs.	\$1,962.00
60 Gallon Skid with 4 HP Honda® and "Silver Cast" pump (XL4101) Skid base is 26 1/2" wide x 34" deep	<b>9464068</b>	165 lbs.	\$2,671.00
60 Gallon Skid with Ace centrifugal pump and 3 HP Honda® engine (1-section)	<b>9464101</b>	165 lbs.	\$2,599.00
60 Gallon Skid with Ace centrifugal pump and 3 HP Honda® engine (3-section)	<b>9464096</b>	165 lbs.	\$2,840.00
60 Gallon Trailer with electric 5 GPM pump	<b>9464078</b>	186 lbs.	\$1,684.00
60 Gallon Trailer with 3.5 HP B&S engine and C4101GE pump	<b>9464080</b>	229 lbs.	\$2,324.00
60 Gallon Trailer with 4 HP Honda® and "Silver Cast" pump (XL4101)	<b>9464082</b>	229 lbs.	\$3,033.00
60 Gallon Trailer with Ace centrifugal pump and 3 HP Honda® engine (1-section)	<b>9464105</b>	165 lbs.	\$2,969.00
60 Gallon Trailer with Ace centrifugal pump and 3 HP Honda® engine (3-section)	<b>9464103</b>	165 lbs.	\$3,204.00
60 Gallon Rear Mount with electric 5 GPM pump	<b>9464085</b>	149 lbs.	\$1,372.00
60 Gallon Rear Mount with PTO 6 roller pump for 80", 12', or 18' boom (1-section)	<b>9464087</b>	168 lbs.	\$1,577.00
60 Gallon Rear Mount with PTO 6 roller pump for 21', 28', or 30' boom (3-section)	<b>9464089</b>	183 lbs.	\$1,813.00

**80 MODEL AND PUMP**

80 Gallon Skid with electric 5 GPM pump. Skid base is 34" wide x 26 1/2" deep	<b>9464111</b>	138 lbs.	\$1,472.00
80 Gallon Skid with electric 5 GPM pump. Skid base is 34" wide x 26 1/2" deep with control console	<b>9464117</b>	181 lbs.	\$1,472.00
80 Gallon Skid with 3.5 HP B&S engine and C4101GE pump. Skid base is 26 1/2" wide x 34" deep	<b>9464067</b>	181 lbs.	\$2,133.00
80 Gallon Skid with 4 HP Honda® and "Silver Cast" pump (XL4101). Skid base is 26 1/2" wide x 34" deep	<b>9464069</b>	181 lbs.	\$2,854.00
80 Gallon Skid with Ace centrifugal pump and 3 HP Honda® engine (1-section)	<b>9464102</b>	181 lbs.	\$2,678.00
80 Gallon Skid with Ace centrifugal pump and 3 HP Honda® engine (3-section)	<b>9464097</b>	181 lbs.	\$2,915.00
80 Gallon Trailer with electric 5 GPM pump	<b>9464079</b>	202 lbs.	\$1,844.00
80 Gallon Trailer with 3.5 HP B&S engine and C4101GE pump	<b>9464081</b>	245 lbs.	\$2,519.00
80 Gallon Trailer with 4 HP Honda® and "Silver Cast" pump (XL4101)	<b>9464083</b>	245 lbs.	\$3,243.00
80 Gallon Trailer with Ace centrifugal pump and 3 HP Honda® engine (1-section)	<b>9464104</b>	181 lbs.	\$3,135.00
80 Gallon Trailer with Ace centrifugal pump and 3 HP Honda® engine (3-section)	<b>9464106</b>	181 lbs.	\$3,372.00
80 Gallon Rear Mount with electric 5 GPM pump	<b>9464086</b>	165 lbs.	\$1,534.00
80 Gallon Rear Mount with PTO 6 roller pump for 80", 12', or 18' boom (1-section)	<b>9464088</b>	184 lbs.	\$1,745.00
80 Gallon Rear Mount with PTO 6 roller pump for 21', 28', or 30' boom (3-section)	<b>9464090</b>	199 lbs.	\$2,013.00

**BOOM WITH PLUMBING - 40, 60, 80**

80" boom - 2 nozzles, 40" spacing	<b>80B25</b>	10 lbs.	\$131.00
12' boom - 4 nozzles, 40" spacing	<b>DB12</b>	27 lbs.	\$282.00
Conversion kit changes DB12 from 40" to 20" spacing - 7 nozzles	<b>9428173</b>	27 lbs.	\$60.00
18' boom - 6 nozzles, 40" spacing	<b>DB18</b>	38 lbs.	\$397.00
Conversion kit changes DB18 from 40" to 20" spacing - 11 nozzles	<b>9428174</b>	27 lbs.	\$103.00
2 nozzle boomless kit - includes 2 FC-XT010 tips, sprays approximately 30'	<b>9428147</b>	8 lbs.	\$280.00
Rear Mount Mounting Kit - Required for 9428147 Boom	<b>6241</b>	2 lbs.	\$14.44

**BOOM WITH PLUMBING - 60, 80**

2 nozzle boomless kit roller/centrifugal pump - sprays approximately 30'	<b>9428149</b>	8 lbs.	\$324.00
21' Truss-T, rear cross/fold boom (13 nozzles) spray tips not included (3-section)	<b>DB21TDF</b>	85 lbs.	\$1,154.00
30' Truss-T, rear cross/fold boom (19 nozzles) spray tips not included (3-section)	<b>DB30TDF</b>	115 lbs.	\$1,444.00

**ACCESSORIES**

Hose reel with 50' of 3/8" hose (uses existing handgun)	<b>9428114</b>	20 lbs.	\$257.00
Lawn and turf gun with #3 nozzle	<b>25660-3</b>	1 lbs.	\$138.00
LTL freight shipments require crating	<b>CRATE</b>	NET	\$63.00

*NOTE: All sprayers are partially preassembled*

# PRO SERIES LAWN & GARDEN

## 110 GALLON 150 GALLON

### SKID DIMENSIONS

WIDTH: 30"

LENGTH: 70"



### FEATURES OF 110 & 150 MOUNTED

- Tank features sump, molded sight gauge and large fillwell and agitation
- 18" handgun
- 15' hose (380RB)

### THREE BOOMS AVAILABLE:

- 12' and 18' booms feature floodjet tips (AN1.5 with 40" nozzle spacing) and spring loaded boom wing breakaway
- 21' Truss-T boom features vertical and horizontal boom breakaway with 20" nozzle spacing (spray tips not included)

**HOW TO ORDER:** Choose in this order: 1. Tank 2. Frame 3. Plumbing 4. Engine 5. Pump 6. Boom 7. Accessories

#### TANK

110 Gallon Tank with agitation	<b>P110 24A</b>	40 lbs.	\$489.00
150 Gallon Tank with agitation	<b>P150 30A</b>	50 lbs.	\$598.00

#### FRAME

110 Gallon Skid Frame	<b>9464035</b>	105 lbs.	\$655.00
150 Gallon Skid Frame	<b>9464036</b>	110 lbs.	\$704.00

#### PLUMBING

5 GPM Electric pump plumbing kit (pump included)	<b>9465008</b>	10 lbs.	\$684.00
4 Roller pump plumbing kit (1 Section) (engine/pump not included)	<b>SMR</b>	36 lbs.	\$590.00
4 Roller pump plumbing kit (3 Section) (engine/pump not included)	<b>SMR3</b>	36 lbs.	\$725.00
Centrifugal plumbing kit (1 Section) (engine/pump not included)	<b>9465009</b>	36 lbs.	\$580.00
Centrifugal plumbing kit (3 Section) (engine/pump not included)	<b>9465010</b>	36 lbs.	\$838.00
Centrifugal plumbing kit (1 Section) (3.5 HP B&S engine/pump included)	<b>9465128</b>	36 lbs.	\$1,346.00
Centrifugal plumbing kit (1 Section) (3 HP Honda® engine/pump included)	<b>9465129</b>	36 lbs.	\$1,844.00

#### ENGINES

3.5 HP B&S	<b>GE3HP</b>	28 lbs.	\$658.00
4 HP Honda®	<b>GH4HP</b>	30 lbs.	\$1,297.00
5.5 HP Honda® with centrifugal pump	<b>DHC155H</b>	65 lbs.	\$2,066.00

#### PUMPS

4 Roller pump	<b>C4101</b>	5 lbs.	\$194.00
4 Roller "Silver Cast" pump	<b>XL4101</b>	5 lbs.	\$522.00

#### BOOM WITH PLUMBING

12' Boom (4 Nozzles) (40" spacing) (1 Section)	<b>DB12</b>	27 lbs.	\$282.00
18' Boom (6 Nozzles) (40" spacing) (1 Section)	<b>DB18</b>	38 lbs.	\$397.00
21' Truss-T Boom (13 Nozzles) spray tips not included (3 Section)	<b>DB21T</b>	85 lbs.	\$855.00

#### ACCESSORIES

Hose Reel with 100' of 1/2" Hose. Reel will hold 200'	<b>9428035</b>	90 lbs.	\$870.00
1/2" Rubber Hose	<b>120RB</b>	per foot	\$2.29
Lawn and Turf handgun	<b>25660-3</b>	1 lbs.	\$138.00
LTL freight shipments require crating	<b>CRATE</b>		Net. \$63.00

*NOTE: All sprayers are partially preassembled*

## FEATURES OF 150 & 200 GALLON SPRAYERS

- Elliptical tank features jet agitation, sump, and molded sight gauge
- Walking tandem axles with 22 x 11 x 8 pneumatic tires, or single axle with 24 x 12 turf tires
- 2" ball coupler hitch
- 2 1/2 gallon clean water tank is mounted for added safety

## FOUR BOOMS AVAILABLE:

- 21', 30', 45' or 60'

## SPECIFICATIONS

**WHEEL SPACING TANDEM:** 44" to 90" centers

**TRANSPORT WIDTH:** 8': 21' & 30', 10': 40', 45' & 60'

**GROUND CLEARANCE:** 18"



**150 GALLON  
200 GALLON**

**HOW TO ORDER:** Choose in this order: 1. Tank/Trailer Frame Assembly with Tires 2. Pump and Plumbing 3. Controls 4. Boom 5. Accessories

### TANK/TRAILER FRAME ASSEMBLY 21', 30', 40' X-FOLD

150 Gallon Tandem Axle Tank and Trailer Assembly	9464055	580 lbs.	\$4,780.00
200 Gallon Tandem Axle Tank and Trailer Assembly	9464056	610 lbs.	\$5,049.00
150 Gallon ATV Single Axle Tank and Trailer Assembly	9464121	545 lbs.	\$4,393.00
200 Gallon ATV Single Axle Tank and Trailer Assembly	9464123	665 lbs.	\$4,439.00

### TANK/TRAILER FRAME ASSEMBLY 45' & 60' FRONT FOLD

200 Gallon ATV Tandem Axle Tank and Trailer Assembly	9464124	710 lbs.	\$5,049.00
--	---------	----------	------------

### PUMPS AND PLUMBING KIT (LESS CONTROLS) *NOTE: For Pump Specifications, see Components section*

5.5 HP Honda® Gas Engine with Centrifugal Pump and Plumbing Kit	9465029	75 lbs.	\$2,603.00
5.5 HP Honda® Gas Engine with Centrifugal Pump and Plumbing Kit Electric Start	9465131		\$3,387.00
PTO Mounted 6 Roller Pump and Plumbing Kit for 21' & 30' Boom	9970100	35 lbs.	\$769.00
PTO Mounted 6 Roller "Silver Cast" Pump and Plumbing Kit for 21' & 30' Boom	9465025	35 lbs.	\$1,147.00

### CONTROLS

Manual Control Valves	9465037	5 lbs.	\$219.00
Electric Plunger Control Valves	9465069	15 lbs.	\$1,716.00
Raven® 450 Sprayer Control with Ball Valves	9428106	15 lbs.	\$5,514.00
Raven 450 Control Less Console/Wheel Sensor	9428182		\$3,023.00

### BOOM WITH PLUMBING *NOTE: order spray tips separately (see components section)*

21' Truss-T, X-fold boom (13 nozzles)	DB21TDF	85 lbs.	\$1,154.00
30' Truss-T, X-fold boom (19 nozzles)	DB30TDF	115 lbs.	\$1,444.00
40' Truss-T, X-fold boom (25 nozzles)	DB40TDF	170 lbs.	\$1,932.00

### BOOM WITHOUT PLUMBING *NOTE: order spray tips separately (see components section)*

45' Front Fold boom	9488144	565 lbs.	\$4,415.00
TeeJet® Drip Free (27 Nozzles) for 45' Front Fold Plumbing	9428180	20 lbs.	\$776.00
60' Front Fold boom	9488143	600 lbs.	\$4,820.00
TeeJet® Drip Free (37 Nozzles) for 60' Front Fold Plumbing	9428178	25 lbs.	\$1,048.00

### ACCESSORIES

Factory setup with 21', 30', and 40' Boom (boom may be removed for shipping.)	SU157		Net. \$495.00
Factory setup with 45' & 60' Boom (boom may be removed for shipping.)	SU341		Net. \$720.00
Hose Reel with 100' of 1/2" Hose. Reel will hold 200' (handgun included)	DHR	95 lbs.	\$969.00
Handgun	DBHGL	13 lbs.	\$293.00
Fence Line Spray Kit, Manual	9428003	5 lbs.	\$100.00
Feeder Line Filter	9422068		\$159.00
Electric Boom Wing Leveling - 45' & 60' Front Fold	9428181		\$2,000.00

# PRO SERIES REAR TRACTOR MOUNTS

**150 GALLON**

**200 GALLON**

**300 GALLON**



300 gallon shown



Three section electric solenoid valve and control



One section electric

## FEATURES

- Tanks include jet agitation, molded sight gauge, sump, fillwell with no-splash cover
- Category "1" and "2" - 150 and 200 gallon
- Category "2" and "3" - 300 gallon
- May be used with a "Quick Attach" three point hookup
- Built-in ground stand for storage when empty on 150 and 200 gallon
- Retractable stand
- 21', 30' and 40' Truss-T booms feature vertical and horizontal boom breakaway, no drip diaphragm check nozzles spaced at 20"
- Handgun with 25' of hose (optional)

**HOW TO ORDER:** Choose in this order: 1. Frame 2. Tank 3. Pump 4. Plumbing 5. Controls 6. Boom 7. Accessories

### FRAME

Rear Mount with 150 gallon tank	9416027	190 lbs.	\$2,034.00
Rear Mount with 200 gallon tank	9416026	200 lbs.	\$2,271.00
Rear Mount with 300 gallon tank	9416025	473 lbs.	\$3,368.00

### BOOM - WITH PLUMBING NOTE: ORDER SPRAY TIPS SEPARATELY (SEE COMPONENTS SECTION)

21' Boom (3 section, 13 nozzles)	DB21TDF	85 lbs.	\$1,154.00
30' Boom (3 section, 19 nozzles)	DB30TDF	115 lbs.	\$1,444.00
40' Boom (3 section, 27 nozzles)	DB40TDF	170 lbs.	\$1,932.00
BoomJet® Nozzle Bracket Kit (1 section, nozzle not included)	9464050	5 lbs.	\$105.00
2 Nozzle Boomless Kit - sprays approximately 30'	9428149	8 lbs.	\$324.00
RM Mounting Kit - Required for 9428149 Boom	6241	5 lbs.	\$14.44

### PUMP AND PLUMBING KIT (LESS CONTROLS)

NOTE: For Pump Specifications (see Components Section)

PTO Mounted 8 Roller Pump and Plumbing Kit (1 section)	9465064	28 lbs.	\$613.00
PTO Mounted 8 Roller Pump and Plumbing Kit (3 section)	9465066	56 lbs.	\$681.00
Centrifugal Pump Plumbing Kit (3 section) (Pump not included) See pages 42 & 43	9465068	65 lbs.	\$469.00

### PUMPS

Hypro® Gear Drive - 540 RPM	C9006 540	44 lbs.	\$1,192.00
Hypro® Hydraulic (hoses included)	9425056	49 lbs.	\$1,359.00

### CONTROLS

Manual (1 section)	9465054	2 lbs.	\$82.00
Electric (1 section)	9465055	5 lbs.	\$261.00
Manual (3 section)	9465056	5 lbs.	\$213.00
Electric (3 section)	9465057	15 lbs.	\$993.00

### ACCESSORIES

Handgun (includes 25' of 1/2" hose)	DBHGR	13 lbs.	\$270.00
Factory setup (Booms may be removed for shipping.)	SURMU		Net. \$332.00
LTL freight shipments require crating	CRATE1		Net. \$73.00
Bottom Fill Kit	6383		\$197.00



# BOOMS PRO SERIES

**80"**  
**12'**  
**18'**



## BOOM - WITHOUT PLUMBING

12' Boom without Plumbing	<b>DB12B</b>	25 lbs.	\$217.00
18' Boom without Plumbing	<b>DB18B</b>	35 lbs.	\$310.00

## BOOM - WITH PLUMBING 40" SPACING

80" Boom (2 nozzles)	<b>80B25</b>	10 lbs.	\$131.00
12' Boom (4 nozzles)	<b>DB12</b>	27 lbs.	\$282.00
Conversion kit changes DB12 from 40" to 20" spacing - 7 nozzles	<b>9428173</b>	27 lbs.	\$60.00
18' Boom (6 nozzles)	<b>DB18</b>	8 lbs.	\$397.00
Conversion kit changes DB18 from 40" to 20" spacing - 11 nozzles	<b>9428174</b>	27 lbs.	\$103.00

# BOOMS TRUSS-T

**21'**  
**30'**  
**40'**



*NOTE: 21' & 30' booms are partially preassembled.  
45' boom is shipped unassembled.  
Feeder lines not included.*

## FEATURES

- Vertical and horizontal breakaway minimizes needless wear and tear
- All hose is 1/2" EPDM chemical resistant rubber
- Truss-T booms are available on 150, 200 & 300 gallon trailer sprayers and rear mounts

## BOOM - WITH PLUMBING

*NOTE: Order Spray Tips separately (see Components section)*

21' Truss-T boom (without plumbing) Transport width 8'	<b>DB21TB</b>	85 lbs.	\$714.00
30' Truss-T boom (without plumbing) Transport width 8'	<b>DB30TB</b>	115 lbs.	\$840.00
40' Truss-T boom (without plumbing) Transport width 10'	<b>DB40TB</b>	170 lbs.	\$1,266.00
21' Truss-T boom (13 conventional nozzles) Transport width 8'	<b>DB21T</b>	85 lbs.	\$855.00
30' Truss-T boom (19 conventional nozzles) Transport width 8'	<b>DB30T</b>	115 lbs.	\$1,018.00
40' Truss-T boom (27 conventional nozzles) Transport width 10'	<b>DB40T</b>	170 lbs.	\$1,450.00
21' Truss-T boom (13 TeeJet® drip free nozzles) Transport width 8'	<b>DB21TDF</b>	85 lbs.	\$1,154.00
30' Truss-T boom (19 TeeJet® drip free nozzles) Transport width 8'	<b>DB30TDF</b>	115 lbs.	\$1,444.00
40' Truss-T boom (27 TeeJet® drip free nozzles) Transport width 10'	<b>DB40TDF</b>	170 lbs.	\$1,932.00

## ACCESSORIES

Convert a 21' Boom to a 30' Boom with Conventional Nozzles	<b>DB30TEX</b>	30 lbs.	\$171.00
Convert a 21' Boom to a 30' Boom with TeeJet® Drip Free Nozzles	<b>DB30TEXDF</b>	30 lbs.	\$314.00
Convert a 21' Boom to a 30' Boom without Plumbing	<b>DB30TEXB</b>	26 lbs.	\$129.00

# SINGLE AXLE FIELD SPRAYERS

## 300 GALLON



### FEATURES

- Elliptical tank with two dual jet agitators and sump
- Large convenient step and work platform with safety rail
- A clean water tank is conveniently mounted on each 300 gallon frame
- Three section manual or electric boom controls

### THREE BOOMS AVAILABLE:

- 21', 30', 40', 45' or 60'

### SPECIFICATIONS

**GROUND CLEARANCE:** 27"

**WHEEL SPACINGS:** 60" to 80"

**HOW TO ORDER:** Choose in this order: 1. Tank 2. Trailer Frame 3. Pump 4. Plumbing 5. Controls 6. Boom 7. Accessories

#### TANK

300 Gallon Tank PE300RA 120 lbs. \$1,314.00

#### TRAILER FRAME

300 Gallon Single Axle Trailer with T11L Tires (60" - 80" wheel spacing) HCMETR 780 lbs. \$3,444.00

#### PUMPS

*NOTE: For Pump Specifications, see Component Section*

Hypro® 5 Roller Pump C1700D 19 lbs. \$580.00

Hypro® "Silver Cast" 5 Roller Pump XL1700D 19 lbs. \$1,496.00

Hypro® Belt Drive Pump with Constant Velocity PTO Shaft (C9402 540S) 9425071 66 lbs. \$1,995.00

Hypro® Hydraulic Pump (C9303HM1) (hose kit included) 9425056 36 lbs. \$1,359.00

#### PLUMBING / PUMP MOUNT

Roller Pump Kit (controls included) 9425002 44 lbs. \$734.00

Hypro® Belt Drive Kit 9425003 55 lbs. \$730.00

Hypro® Hydraulic Kit 9425004 49 lbs. \$711.00

#### CONTROLS

Manual Control Valves for Centrifugal Pumps CP3B3HV 22 lbs. \$847.00

Electric Plunger Control Valves for Centrifugal Pumps 9428175 26 lbs. \$1,821.00

#### BOOM WITH PLUMBING

*NOTE: Order Spray Tips separately see Component Section*

21' Truss-T boom DB21TDF 85 lbs. \$1,154.00

30' Truss-T boom DB30TDF 115 lbs. \$1,444.00

40' Truss-T boom DB40TDF 170 lbs. \$1,932.00

Boomless Jet Nozzle (Nozzle not included) 9464007 10 lbs. \$105.00

#### ACCESSORIES

Factory setup SU341 Net. \$720.00

Quick Refill (utilizes nurse tank transfer pump for refilling) CPTK1 15 lbs. \$234.00

Fence Line Spray Kit, Electric 9428002 5 lbs. \$207.00

Fence Line Spray Kit, Manual 9428003 5 lbs. \$100.00

Handgun (includes 25' of 1/2" hose) DBHG 13 lbs. \$293.00

*NOTE: Sprayer is less spray tips  
Factory setup is available  
Boom may be removed for shipping*

# FIELD SPRAYERS DELUXE SINGLE AXLE

## 300 GALLON

### FEATURES

- Elliptical tank with two dual jet agitators and sump
- Large convenient step and work platform with safety rail
- A clean water tank is conveniently mounted on each 300 gallon frame
- Demco's DBFT flotation boom mechanism is required on 300 gallon "Deluxe" sprayers

### THREE BOOMS AVAILABLE:

- 30', 45', or 60'

### SPECIFICATIONS

**GROUND CLEARANCE:** 27"

**WHEEL SPACINGS:** 60" to 80"



**HOW TO ORDER:** Choose in this order: 1. Tank 2. Trailer Frame 3. Pump 4. Plumbing 5. Controls 6. Boom 7. Accessories

#### TANK

300 Gallon Tank	PE300RA	120 lbs.	\$1,314.00
-----------------	---------	----------	------------

#### TRAILER FRAME

300 Gallon Single Axle Trailer with T11LTires (60" - 80" wheel spacing)	9411015	1080 lbs.	\$4,066.00
---	---------	-----------	------------

#### PUMPS

*NOTE: For Pump Specifications, see Component Section*

Hypro® 5 Roller Pump	C1700D	19 lbs.	\$580.00
----------------------	--------	---------	----------

Hypro® "Silver Cast" 5 Roller Pump	XL1700D	19 lbs.	\$1,496.00
------------------------------------	---------	---------	------------

Hypro® Gear Drive Pump with Constant Velocity PTO Shaft (C9016 540)	9425015	69 lbs.	\$1,842.00
---	---------	---------	------------

Hypro® Hydraulic Pump (C9303HM1) (hoses included)	9425056	36 lbs.	\$1,359.00
---	---------	---------	------------

#### PLUMBING / PUMP MOUNT

Roller Pump Kit (Manual Controls included)	9425002	44 lbs.	\$734.00
--	---------	---------	----------

Hypro® Gear Drive Centrifugal Kit	9425043	60 lbs.	\$719.00
-----------------------------------	---------	---------	----------

Hypro® Hydraulic Centrifugal Kit	9425004	49 lbs.	\$711.00
----------------------------------	---------	---------	----------

#### CONTROLS

Manual Control Valves for Centrifugal Pumps	CP3B3HV	22 lbs.	\$847.00
---	---------	---------	----------

Electric Plunger Control Valves for Centrifugal Pumps	9428175	26 lbs.	\$1,821.00
---	---------	---------	------------

#### TRUSS BOOM WITH PLUMBING

*NOTE: Order Spray Tips separately (see Component Section)*

Flotation Boom Mechanism (required on this model)	DBFT	112 lbs.	\$1,041.00
---	------	----------	------------

30' Truss Boom with Drip Free Plumbing	DB30DF	272 lbs.	\$2,498.00
--	--------	----------	------------

45' Truss Boom with Drip Free Plumbing	DB45DF	305 lbs.	\$3,223.00
--	--------	----------	------------

#### FRONT FOLD BOOM WITHOUT PLUMBING

45' Front Fold Boom	9488144	565 lbs.	\$4,415.00
---------------------	---------	----------	------------

TeeJet® Drip Free (27 Nozzles) for 45' Front Fold Plumbing, spray tips not included	9428180	20 lbs.	\$776.00
---	---------	---------	----------

60' Front Fold Boom	9488143	600 lbs.	\$4,820.00
---------------------	---------	----------	------------

TeeJet® Drip Free (37 Nozzles) for 60' Front Fold Plumbing, spray tips not included	9428178	25 lbs.	\$1,048.00
---	---------	---------	------------

#### ACCESSORIES

Factory setup	SU341		Net. \$720.00
---------------	-------	--	---------------

Wheel Assisted Boom Tip Protectors Truss Boom	DBTP	27 lbs.	\$260.00
---	------	---------	----------

Auto Boom Leveler Truss Boom	DBSAL	50 lbs.	\$726.00
------------------------------	-------	---------	----------

Quick Refill (utilizes nurse tank transfer pump for refilling)	CPTK1	15 lbs.	\$234.00
--	-------	---------	----------

Hydraulic Height Adjuster (24" travel) Truss Boom	9428009	190 lbs.	\$1,418.00
---	---------	----------	------------

Hydraulic Boom Wing Leveling Truss Boom	DBHY	26 lbs.	\$754.00
---	------	---------	----------

Electric Boom Wing Leveling - 45' & 60' Front Fold	9428183		\$2,000.00
--	---------	--	------------

Fence Line Spray Kit, Electric	9428002	5 lbs.	\$207.00
--------------------------------	---------	--------	----------

Fence Line Spray Kit, Manual	9428003	5 lbs.	\$100.00
------------------------------	---------	--------	----------

Handgun (includes 25' of 1/2" hose)	DBHG	13 lbs.	\$293.00
-------------------------------------	------	---------	----------

*NOTE: Sprayer is less spray tips. Factory setup is available. Boom may be removed for shipping. Centrifugal pump recommended for 60' boom*

# BIG WHEEL FIELD SPRAYERS

## 500 GALLON



### FEATURES

- Elliptical tank with two dual jet agitators, sump, baffle and 16" floptop manway
- 11.2 x 38 bias 6 ply tires provide a large narrow footprint with less field compaction
- The hydraulic X-fold boom features independent wing leveling and folding and height adjustment
- All booms have stainless steel boom and hose clamps

### SPECIFICATIONS

**GROUND CLEARANCE:** 29"

**WHEEL SPACINGS:** 62" to 120"

**TRANSPORT WIDTH:** 11'9"

**HOW TO ORDER:** Choose in this order: 1. Tank & Trailer Frame 2. Pump 3. Plumbing 4. Controls 5. Boom 6. Boom Accessories 7. Accessories

#### TANK AND TRAILER FRAME WITH TIRES

500 Gallon Tank and Big Wheel Trailer (62" - 120" wheel spacing) (Red)	<b>9411027-10</b>	2229 lbs.	\$12,192.00
--	-------------------	-----------	-------------

#### PUMPS,

*NOTE: For Pump Specifications, see Component Section.*

Hypro® 5 Roller Pump	<b>C1700D</b>	19 lbs.	\$580.00
Hypro® Gear Drive Pump with Constant Velocity PTO Shaft (C9016 540)	<b>9425015</b>	69 lbs.	\$1,842.00
Hypro® Belt Drive Pump with Constant Velocity PTO shaft (C9403 540S)	<b>9425026</b>	75 lbs.	\$2,055.00
Hypro® Hydraulic Pump (C9303HM1)(hoses included)	<b>9425056</b>	36 lbs.	\$1,359.00
Ace Belt Drive Pump with Constant Velocity PTO shaft (PTOC600 10B150)	<b>9425055</b>	75 lbs.	\$2,016.00
Ace Hydraulic Pump (FMC155HYD206) (hoses included)	<b>9425057</b>	44 lbs.	\$1,332.00

#### PLUMBING / PUMP MOUNT

Roller Pump Kit (Manual Controls included)	<b>9425002</b>	44 lbs.	\$734.00
Hypro® Gear Drive Centrifugal Kit	<b>9425020</b>	60 lbs.	\$1,110.00
Hypro®/Ace Belt Drive Centrifugal Kit	<b>9425010</b>	55 lbs.	\$1,040.00
Hypro®/Ace Hydraulic Centrifugal Kit	<b>9425011</b>	49 lbs.	\$973.00

#### CONTROLS

Motorized Ball Valves for Centrifugal Pumps	<b>9428090</b>	35 lbs.	\$2,355.00
Raven® 450 Sprayer Control w/Motorized Ball Valves for Centrifugal Pumps	<b>9428043</b>	45 lbs.	\$6,168.00

#### Hydraulic X-Fold Boom without Plumbing

45' Hydraulic X-Fold Boom with weight transfer kit	<b>9488125</b>	1550 lbs.	\$12,075.00
60' Hydraulic X-Fold Boom with weight transfer kit	<b>9488127</b>	1620 lbs.	\$13,361.00

#### X-FOLD BOOM ACCESSORIES

TeeJet® Drip Free (27 Nozzles) for 45' Hydraulic X-Fold Boom	<b>9428024</b>	20 lbs.	\$1,067.00
TeeJet® Drip Free (37 Nozzles) for 60' Hydraulic X-Fold Boom	<b>9428026</b>	25 lbs.	\$1,282.00
TeeJet® Triple Drip Free (27 Nozzles) for 45' Hydraulic X-Fold Boom	<b>9428046</b>	23 lbs.	\$1,431.00
TeeJet® Triple Drip Free (37 Nozzles) for 60' Hydraulic X-Fold Boom	<b>9428008</b>	28 lbs.	\$1,845.00
Wheel Assisted Boom Tip Protectors	<b>9488012</b>	27 lbs.	\$260.00
Light Kit	<b>9428084</b>	10 lbs.	\$368.00

#### ACCESSORIES

Quick Refill (utilizes nurse tank transfer pump for refilling)	<b>CPTK1</b>	5 lbs.	\$234.00
55 Gallon Water Tank and Mountings for Flushing the Sprayer Tank	<b>DFS55HP</b>	95 lbs.	\$1,065.00
33 Gallon Foam Marker	<b>9428156</b>	107 lbs.	\$2,238.00
Chemical Eductor Vacuum Flow	<b>9428165</b>	125 lbs.	\$1,633.00
Fence Line Spray Kit, Electric	<b>9428002</b>	5 lbs.	\$207.00
Fence Line Spray Kit, Manual	<b>9428003</b>	5 lbs.	\$100.00
Feeder Line Filter Kit (60 mesh)	<b>9428068</b>	3 lbs.	\$159.00
Handgun (includes 25' of 1/2" hose)	<b>DBHG</b>	13 lbs.	\$293.00

*NOTE: Booms may be removed for shipping.*

## 500 GALLON

### FEATURES

- Elliptical tank with two dual jet agitators, sump, baffle and 16" fliptop manway
- 10 gauge formed steel trailer
- 11L x 15 8 ply tires.
- Constant velocity PTO shaft with centrifugal pump, or hydraulic driven centrifugal pump
- DFB boom offers manual rear folding, auto leveling and flotation suspension
- All booms have stainless steel boom and hose clamps

### SPECIFICATIONS

**GROUND CLEARANCE:** 29"     **TRANSPORT WIDTH 45' Boom:** 11'  
**WHEEL SPACINGS:** 80" to 120"     **TRANSPORT WIDTH 60' Boom:** 13' 10"



**HOW TO ORDER:** Choose in this order: 1. Tank & Trailer Frame 2. Pump 3. Plumbing 4. Controls 5. Boom 6. Boom Accessories 7. Accessories

#### TANK AND TRAILER FRAME WITH TIRES

500 Gallon Tank and Tandem Axle Trailer (80" - 120" wheel spacing) (Red)	9411028-10	2013 lbs.	\$10,894.00
--	------------	-----------	-------------

#### PUMPS

*NOTE: For Pump Specifications, see Component Section.*

Hypro® 5 Roller Pump	C1700D	19 lbs.	\$580.00
Hypro® Gear Drive Pump with Constant Velocity PTO Shaft (C9016 540)	9425015	69 lbs.	\$1,842.00
Hypro® Belt Drive Pump with Constant Velocity PTO shaft (C9403 540S)	9425026	75 lbs.	\$2,055.00
Hypro® Hydraulic Pump (C9303HM1)(hoses included)	9425056	36 lbs.	\$1,359.00
Ace Belt Drive Pump with Constant Velocity PTO shaft (PTOC600 10B150)	9425055	75 lbs.	\$2,016.00
Ace Hydraulic Pump (FMC155HYD206) (hoses included)	9425057	44 lbs.	\$1,332.00

#### PLUMBING / PUMP MOUNT

Roller Pump Kit (Manual Controls included)	9425002	44 lbs.	\$734.00
Hypro® Gear Drive Centrifugal Kit	9425020	60 lbs.	\$1,110.00
Hypro®/Ace Belt Drive Centrifugal Kit	9425010	55 lbs.	\$1,040.00
Hypro®/Ace Hydraulic Centrifugal Kit	9425011	49 lbs.	\$973.00

#### CONTROLS

Motorized Ball Valves for Centrifugal Pumps	9428090	35 lbs.	\$2,355.00
Raven® 450 Sprayer Control w/Motorized Ball Valves for Centrifugal Pumps	9428043	45 lbs.	\$6,168.00

#### Hydraulic X-Fold Boom without Plumbing

45' Hydraulic X-Fold Boom with weight transfer kit	9488125	1550 lbs.	\$12,075.00
60' Hydraulic X-Fold Boom with weight transfer kit	9488127	1620 lbs.	\$13,361.00

#### X-FOLD BOOM ACCESSORIES

TeeJet® Drip Free (27 Nozzles) for 45' Hydraulic X-Fold Boom	9428024	20 lbs.	\$1,067.00
TeeJet® Drip Free (37 Nozzles) for 60' Hydraulic X-Fold Boom	9428026	25 lbs.	\$1,282.00
TeeJet® Triple Drip Free (27 Nozzles) for 45' Hydraulic X-Fold Boom	9428046	23 lbs.	\$1,431.00
TeeJet® Triple Drip Free (37 Nozzles) for 60' Hydraulic X-Fold Boom	9428008	28 lbs.	\$1,845.00
Wheel Assisted Boom Tip Protectors	9488012	27 lbs.	\$260.00
Light Kit	9428084	10 lbs.	\$368.00

#### ACCESSORIES

Quick Refill (utilizes nurse tank transfer pump for refilling)	CPTK1	15 lbs.	\$234.00
55 Gallon Water Tank and Mountings for Flushing the Sprayer Tank	DF555HP	95 lbs.	\$1,065.00
33 Gallon Foam Marker	9428156	107 lbs.	\$2,238.00
Chemical Educator Vacuum Flow	9428165	125 lbs.	\$1,633.00
Fence Line Spray Kit, Electric	9428002	5 lbs.	\$207.00
Fence Line Spray Kit, Manual	9428003	5 lbs.	\$100.00
Feeder Line Filter Kit (60 mesh)	9428068	3 lbs.	\$159.00
Handgun (includes 25' of 1/2" hose)	DBHG	13 lbs.	\$293.00

*NOTE: Booms may be removed for shipping.*

# 50 SERIES 45', 60', OR 66' BOOM FIELD SPRAYERS

## 850 GALLON 1050 GALLON



### Hydraulic front fold booms

The hydraulic front fold booms feature a nitrogen charged accumulator system combined with leveling linkage and shock absorbers to soften the ride. Live hydraulic control block requires only one set of remote outlets to perform all boom functions.



Pendant boom control with live hydraulic front fold models



Electric motorized ball valves



7 gallon chemical eductor and the 33 gallon foam marker are optional

### FEATURES

- Tanks have a 16" flip-top lid and 2 high volume jet agitators, molded-in trough drains spills to rear of sprayer
- 100 gallon 2 stage sump provides optimum tank drainage and decreases sloshing
- External liquid site gauge
- 120 gallon rear mounted rinse tank and 2 1/2 gallon hand wash tank
- Fold-away ladder provides easy access to the large work platform for added safety when filling tank
- One of the shortest "hitch pin to axle" lengths in the industry - 140"
- Large storage compartment conveniently located for storing extra nozzles, clamps, etc.
- Single tube hitch frame allows for improved turning - can be adjusted vertically in 1 1/2" increments
- 13.6 x 38 bias tires
- Pump and plumbing are center mounted allowing for shorter hoses and improved pump priming
- 50 mesh main filter and 60 mesh feeder line filters prevent tip plugging
- 160 lb. glycerin-filled gauge
- 2" quick couplers for bottom filling tanks
- The Hydraulic pendant/block can be used with open or closed center tractor hydraulic systems
- Booms feature independent wing fold, hydraulic height adjust, wing leveling and outer wing breakaway
- All booms have stainless steel boom and hose clamps
- Light system consists of flasher/turn signal and taillights for added road safety
- Booms are available with 3/4" high volume plumbing and TeeJet® diaphragm check nozzles spaced at 20"

### SPECIFICATIONS

**GROUND CLEARANCE:** 30"

**APPROX WEIGHT:** 6100 lbs.

**TRANSPORT WIDTH:** 9'6"

**HOW TO ORDER:** Choose in this order: 1. Tank & Trailer Frame w/Tires 2. Pump 3. Controls & Plumbing 4. Boom & Accessories 5. Accessories

**TRAILER ASSEMBLY WITH TANK**

**Includes 38" wheels & tires**

850 Gallon Big Wheel Tank & Trailer Assembly (62"- 120" wheel spacing) (Red)	<b>9411134-10</b>		\$24,466.00
850 Gallon Big Wheel Tank & Trailer Assembly (62"- 120" wheel spacing) (Black)	<b>9411134-76</b>		\$24,466.00
850 Gallon Big Wheel Tank & Trailer Assembly (90"- 144" wheel spacing) (Red)	<b>9411135-10</b>		\$25,348.00
850 Gallon Big Wheel Tank & Trailer Assembly (90"- 144" wheel spacing) (Black)	<b>9411135-76</b>		\$25,348.00
1050 Gallon Big Wheel Tank & Trailer Assembly (62"- 120" wheel spacing) (Red)	<b>9411139-10</b>		\$26,340.00
1050 Gallon Big Wheel Tank & Trailer Assembly (62"- 120" wheel spacing) (Black)	<b>9411139-76</b>		\$26,340.00
1050 Gallon Big Wheel Tank & Trailer Assembly (90"- 144" wheel spacing) (Red)	<b>9411140-10</b>		\$28,214.00
1050 Gallon Big Wheel Tank & Trailer Assembly (90"- 144" wheel spacing) (Black)	<b>9411140-76</b>		\$28,214.00

**PUMPS**

Hypro® Hydraulic Pump with Life Guard™ Seal & Flanged Ports (hoses included) (C9314HM1)	<b>9425073</b>	40 lbs.	\$1,828.00
Ace Hydraulic Pump with Silicone Carbide Seal & Flanged ports (FMC155HYD304) (hoses included)	<b>9425074</b>	38 lbs.	\$1,746.00

**PLUMBING**

Motorized Ball Valves (control console included)	<b>9425075</b>	35 lbs.	\$2,835.00
Raven® Flow Meter, Regulator, & Trailer Wire Harness w/3 Motorized Valves & Plumbing (7 valves maximum)	<b>9425078</b>		\$3,487.00

**CONTROLS**

Raven® 450 Automatic Rate Control, Cable and Speed Sensor	<b>9425087</b>		\$3,435.00
Raven® ECU Automatic Rate Control, Auto Boom Shut Off & Mapping, works with most late model VT	<b>9425096</b>		\$5,778.00

*Note: Unlock required from OEM*

**BOOM WITHOUT PLUMBING**

**Hydraulic Front Fold Boom**

45' Hydraulic Front Fold Boom	<b>9488132</b>		\$15,980.00
60' Hydraulic Front Fold Boom	<b>9488134</b>		\$16,709.00
66' Hydraulic Front Fold Boom	<b>9488135</b>		\$17,149.00

**Front Fold Boom Accessories**

TeeJet® Drip Free (27 Nozzles) for 45' Boom	<b>9428118</b>	20 lbs.	\$1,067.00
TeeJet® Triple Drip Free (27 Nozzles) for 45' Boom	<b>9428121</b>	23 lbs.	\$1,431.00
TeeJet® Drip Free (37 Nozzles) for 60' Boom	<b>9428108</b>	25 lbs.	\$1,282.00
TeeJet® Triple Drip Free (37 Nozzles) for 60' Boom	<b>9428109</b>	28 lbs.	\$1,866.00
TeeJet® Drip Free (40 Nozzles) for 66' Boom	<b>9428120</b>	25 lbs.	\$1,336.00
TeeJet® Triple Drip Free (40 Nozzles) for 66' Boom	<b>9428123</b>	30 lbs.	\$1,957.00
Wheel Assisted Boom Tip Protectors	<b>9488013</b>	27 lbs.	\$213.00

**ACCESSORIES**

Astro II GPS Speed Sensor 1Hz (for use with Raven® 450)	<b>14071</b>	1 lbs.	\$558.00
2" Flow Meter with digital display for tank fill	<b>9428163</b>	5 lbs.	\$1,470.00
33 Gallon Foam Marker Charcoal Tank	<b>9428167</b>	107 lbs.	\$2,238.00
33 Gallon Foam Marker Yellow Tank	<b>9428156</b>	107 lbs.	\$2,238.00
Chemical Eductor Vacuum Flow	<b>9428164</b>	125 lbs.	\$2,030.00
Fence Line Spray Kit, Electric	<b>9428002</b>	5 lbs.	\$207.00
Fence Line Spray Kit, Manual	<b>9428003</b>	5 lbs.	\$100.00

**NOTE:** *Sprayer is less spray tips.  
All factory setup units are tested to 90 PSI.  
15" nozzle spacing available by special order.*

# 50 SERIES 80'/90' BOOM FIELD SPRAYERS

**1050 GALLON**  
**1250 GALLON**



## Hydraulic front fold booms

The hydraulic front fold booms feature a nitrogen charged accumulator system combined with leveling linkage and shock absorbers to soften the ride. Live hydraulic control block requires only one set of remote outlets to perform all boom functions.



Raven® 450 sprayer control system



Astro II GPS Speed Sensor for use with Raven® 450



Pendant boom control with live hydraulic front fold models



2" Flow Meter with digital display



7 gallon chemical eductor and the 33 gallon foam marker are optional

## FEATURES

- Tanks have a 16" flip-top lid and 2 high volume jet agitators, molded-in trough drains spills to rear of sprayer
- 100 gallon 2 stage sump provides optimum tank drainage and decreases sloshing
- External liquid site gauge
- 120 gallon rear mounted rinse tank and 2 1/2 gallon hand wash tank
- Fold-away ladder provides easy access to the large work platform for added safety when filling tank
- One of the shortest "hitch pin to axle" lengths in the industry - 140"
- Large storage compartment conveniently located for storing extra nozzles, clamps, etc.
- Single tube hitch frame allows for improved turning - can be adjusted vertically in 1 1/2" increments
- 320 / 90R46 radial tires provide a smooth ride and low field compaction
- Pump and plumbing are center mounted allowing for shorter hoses and improved pump priming
- 50 mesh main filter and 60 mesh feeder line filters prevent tip plugging
- 160 lb. glycerin-filled gauge
- 2" quick couplers for bottom filling tanks
- The Hydraulic folding pendant/block designed for closed center tractor hydraulic systems
- Booms feature 2 stage wing fold, hydraulic height adjust, wing leveling and outer wing breakaway
- Booms are available with 3/4" high volume plumbing and TeeJet® diaphragm check nozzles spaced at 20"
- Booms can be folded to spray in a 60' or an unfolded 80/90' width
- All booms have stainless steel boom and hose clamps
- Light system consists of flasher / turn signal and taillights for added road safety

## SPECIFICATIONS

**GROUND CLEARANCE:** 30"

**APPROX WEIGHT:** 1050 - 6700 lbs.  
1250 - 7600 lbs.

**TRANSPORT WIDTH:** 12'



**HOW TO ORDER:** Choose in this order: 1. Tank & Trailer Frame w/Tires 2. Pump 3. Controls & Plumbing 4. Boom & Accessories 5. Accessories

**TRAILER ASSEMBLY WITH TANK**

**Includes 46" wheels & tires**

1050 Gallon Big Wheel Tank & Trailer Assembly (90"- 144" wheel spacing) (Red)	<b>9411141-10</b>		\$32,444.00
1050 Gallon Big Wheel Tank & Trailer Assembly (90"- 144" wheel spacing) (Black)	<b>9411141-76</b>		\$32,444.00
1250 Gallon Big Wheel Tank & Trailer Assembly (90"- 144" wheel spacing) (Red)	<b>9411138-10</b>		\$33,789.00
1250 Gallon Big Wheel Tank & Trailer Assembly (90"- 144" wheel spacing) (Black)	<b>9411138-76</b>		\$33,789.00

**PUMPS**

Hypro® Hydraulic Pump w/ Life Guard™ Seal & Flanged Ports (hoses included)(C9314HM1)	<b>9425073</b>	40 lbs.	\$1,828.00
Ace Hydraulic Pump with Silicone Carbide Seal & Flanged ports (FMC155HYD304) (hoses included)	<b>9425074</b>	38 lbs.	\$1,746.00

**PLUMBING**

Raven® Flow Meter, Regulator, & Trailer Wire Harness w/5 Motorized Valves & Plumbing (7 valves maximum)	<b>9425081</b>		\$4,319.00
---	----------------	--	------------

**CONTROLS**

Raven® 450 Automatic Rate Control, Cable and Speed Sensor	<b>9425087</b>		\$3,435.00
Raven® ECU Automatic Rate Control, Auto Boom Shut Off & Mapping	<b>9425096</b>		\$5,778.00

*\* This feature may require an additional unlock from the Original Manufacture of the ISO Tractor Display*

**BOOM WITHOUT PLUMBING**

**Hydraulic Front Fold Boom**

60', 80/90' Combination Hydraulic Front Fold Boom (Tractor must be equipped with closed center hydraulic system.)	<b>9488130</b>		\$27,033.00
---	----------------	--	-------------

*Note: For 80' spray pattern, outer 5' sections can be removed.*

**Front Fold Boom Accessories**

TeeJet® Drip Free (55 Nozzles) for 60', 80/90' Boom	<b>9428159</b>		\$1,667.00
TeeJet® Triple Drip Free (55 Nozzles) for 60', 80/90' Boom	<b>9428160</b>		\$2,555.00
Hydraulic Glide Suspension System (factory installed only) (Tractor must be equipped with closed center hydraulic system.)	<b>9428152</b>	20 lbs.	\$4,356.00

**ACCESSORIES**

Astro II GPS Speed Sensor 1Hz (for use with Raven® 450)	<b>14071</b>	1 lbs.	\$558.00
2" Flow Meter with digital display for tank fill	<b>9428163</b>	5 lbs.	\$1,470.00
33 Gallon Foam Marker Charcoal Tank	<b>9428168</b>	107 lbs.	\$2,350.00
33 Gallon Foam Marker Yellow Tank	<b>9428157</b>	107 lbs.	\$2,350.00
Chemical Eductor Vacuum Flow	<b>9428164</b>	125 lbs.	\$2,030.00
Fence Line Spray Kit, Electric	<b>9428002</b>	5 lbs.	\$207.00

**NOTE:** *Sprayer is less spray tips.  
All factory setup units are tested to 90 PSI.  
15" nozzle spacing available by special order.*

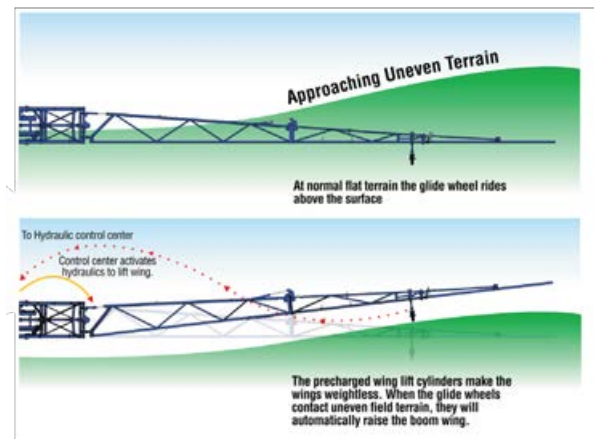
**HYDRAULICS NOTES:** Tractor must be equipped with closed center hydraulic system.

**How the Hydraulic Glide Suspension Works**

*Unique hydraulic glide suspension system makes the boom wings weightless. The guide wheels activate the hydraulic system and automatically adjust for uneven terrain. Guide wheels have puncture proof tires. (optional)*



*Cab mounted console allows operator to adjust the precharge on the wing lift cylinders for optimal boom performance.*



# SIDEQUEST® FIELD SPRAYERS

## 1200 GALLON



U.S. Patent No. 8,839,999

Extended rear axle spindle mount allows weight to be shifted to the rear, relieving stress on the tractor's front axle and chassis. Units will fit on tractors with or without front duals. Rear duals are required.



Easy access controls



Easy attach tank mounts

- NOTE:** Tractors with after market dual hubs may require different mounting bolts  
Hub spacer assembly is designed for tractors with 520 or narrower rear tractor tires  
Front fenders need to be removed on most models  
Factory setup is standard for 3-point frame and boom assembly  
Not applicable on tractors with mid frame hydraulics and front 3-point  
All factory setup units are tested to 90 PSI. 15" nozzle spacing available by special order. Warranty void if mounted on track units  
\*Tractors equipped with Aftermarket LSW tires require a 2nd hub from JD and a spacer ring for hub  
\*Not applicable on JD 20 Series Models with 46" rear tires

## FEATURES

- Two 600 gallon tanks with 16" fillwells, molded sight gauge, large centered drainage sump and high volume jet agitator
- Tanks are mounted longitudinal for superb visibility
- Tank mounting brackets deliver excellent front to rear weight distribution ratio (25% front; 75% rear) and optimal row crop spraying clearance
- 3 point 80/90' hydraulic front fold boom with leveling linkage and shock absorbers to soften the ride. Live hydraulic control block requires only one set of remote outlets to perform all boom functions
- Boom can be folded to spray in a 60' or an unfolded 80/90' width.
- Unique hydraulic glide suspension system makes the boom wings weightless (see page 15 for details)
- Quick & easy - 3-point (category II or III) rear mount hookup with quick couple plumbing and jack stands for easy installation and removal
- Easy access control panel - makes easy work of preparation, refilling and clean-up
- 100 gallon rinse tank - thoroughly flushes entire system

## SPECIFICATIONS

**GROUND CLEARANCE:** 30"

**APPROX WEIGHT:** 3870 lbs.

**TRANSPORT WIDTH:** 16' 11"



**TANKS & BRACKETS WITH 10 BOLT HUB ASSEMBLY** (Order White Tanks for optimum fluid level visibility)

1200 Gallon, White Tanks, 30" row spacing	<b>9422247</b>	3550 lbs.	\$20,705.00
1200 Gallon, Charcoal Tanks, 30" row spacing	<b>9422246</b>	3550 lbs.	\$20,705.00
1200 Gallon, Yellow Tanks, 30" row spacing	<b>9422245</b>	3550 lbs.	\$20,705.00

**TRACTOR MOUNTING BRACKETS (BRACKETS ARE REQUIRED)**

Case IH® Magnum™ Tier 4 Emissions System 180, 190, 210, & 225 (Will not fit 4.75 front suspension)	<b>9422197</b>	270 lbs.	\$2,800.00
Tractors with water/fuel separator - relocation kit	<b>6032</b>	5 lbs.	\$66.00
Case IH® MX Magnum™ 180, 200, 210, 220, 230, 240, 255, 270, & 285	<b>9422197</b>	270 lbs.	\$2,800.00
Case IH® MX 215, 245, 275 & 305	<b>9422197</b>	270 lbs.	\$2,800.00
Case IH® Magnum™ Tier 3 Emissions System 245, 275, 305 & **335	<b>9422197</b>	270 lbs.	\$2,800.00
**Not applicable for 335 with front axle suspension			
Case IH® Magnum™ Tier 4 Emissions System 235, 260, 290, 315 & ***340 & 370	<b>9422225</b>	235 lbs.	\$2,800.00
***340 Tier 4 Emissions System hydraulic hose kit	<b>14063</b>	5 lbs.	\$132.00
Case IH® Magnum™ Tier 4B Emissions System 250, 280, 310, ***340 & 380	<b>9422225</b>	235 lbs.	\$2,800.00
***340 & 380 Tier 4B Emissions System hydraulic hose kit w/ 4 1/2" spindle use <b>6303</b> (5" does not work)	<b>14063</b>	5 lbs.	\$132.00
Tractors with 5" Rear Axles 2 required	<b>17054-76</b>		\$1,098.00
Spacer kit for models 380	<b>6303</b>	46 lbs.	\$208.00
Tractors with front suspension that have factory line interference will need a line kit from Case IH®			
Tractors with water/fuel separator - relocation kit	<b>6032</b>	5 lbs.	\$66.00
Challenger® MT645C/D, MT655C/D, MT665C/D, MT675C/D, & MT685C/D with stamped wheels	<b>9422218</b>		\$2,835.00
Massey Ferguson® 8650, 8660, 8670, 8680 & 8690 with stamped wheels	<b>9422218</b>		\$2,835.00
New Holland® TG210, TG215, TG230, TG245, TG255, TG275, TG285, TG305, T8010, T8020, T8030, T8040 & T8050	<b>9422191</b>	340 lbs.	\$2,800.00
New Holland® 4AT8.275, T8.300, T8.330, T8.360 & T8.390 NA for front suspension	<b>9422193</b>	340 lbs.	\$2,800.00
New Holland® 4B T8.320, T8.350, T8.380, T8.410 & T8.435 NA for front suspension	<b>9422236</b>	340 lbs.	\$2,800.00
Spacer kit required on 4B Emission models	<b>6303</b>		\$208.00
Tractors with water/fuel separator - relocation kit	<b>6027</b>	5 lbs.	\$18.94
John Deere® 7200R, 7215R, 7230R, 7260R, 7280R, 7210R, 7230R, 7250R, 7270R, 7290R & 7310R	<b>9422190</b>	340 lbs.	\$2,800.00
*John Deere® w/ powershift trans. & HD hubs. 8120, 8220, 8320, 8120, 8220, 8320, 8420, 8520, 8130, 8230			
FT4 8245R, 8270R, 8295R, 8320R, 8335R, 8345R,			
*not applicable on 20 series models w/46" rear tires			
John Deere® FT4 w/ E23 or IVT™ trans. 8130, 8230, 8330, 8430, 8530, 8225R, 8235R, 8245R, 8260R, 8270R, 8285R, 8295R, 8310R, 8320R, 8335R, 8345R, 8360R, 8370R, & 8400R w/ HD hubs	<b>9422248</b>	230 lbs.	\$2,800.00
John Deere® FT4 w/ PS16, E23 & IVT™ trans. 8R 230, 8R 250, 8R 280, 8R 310, 8R 340, 8R 370, 8R 410	<b>9422248</b>	230 lbs.	\$2,800.00
For tractors with standard Hubs order Kit	<b>6072</b>		\$210.00
Spacer Kit for Aftermarket LSW Tires. (not applicable with new factory installed LSW tires)	<b>6358</b>	35 lbs.	\$106.00
Tractors with water/fuel separator - relocation kit	<b>6139</b>	5 lbs.	\$66.00
Tractors with long frames - require 4" spacer kit	<b>6127</b>	46 lbs.	\$208.00

**FRAME**

3 Point Frame	<b>9488131</b>		\$4,795.00
---------------	----------------	--	------------

**PUMPS**

Ace Hydraulic Pump (FMC155HYD304) (hose kit included)	<b>9425068</b>	33 lbs.	\$1,674.00
Hypro Hydraulic Pump (C9314HM1) (hose kit included)	<b>9425067</b>	35 lbs.	\$1,805.00

**PLUMBING / PUMP MOUNT / BALL VALVES**

Raven® Flow Meter, Regulator, & Trailer Wire Harness w/5 Motorized Valves & Plumbing (7 valves max.)	<b>9425084</b>		\$6,811.00
--	----------------	--	------------

**CONTROLS**

Raven® 450 Automatic Rate Control, Power Cable and Astro II GPS Speed Sensor 1Hz	<b>9425088</b>		\$3,068.00
Raven® ECU Automatic Rate Control, Auto Boom Shut Off & Mapping, works with most late model VT	<b>9425096</b>		\$5,778.00

Note: Unlock required from OEM

**BOOM WITHOUT PLUMBING**

NOTE: Warranty is void if mounted on track units.

60', 80/90' Combination Hydraulic Front Fold Boom (Tractor must be equipped with closed center hydraulic system.)	<b>9488137</b>		\$27,033.00
--	----------------	--	-------------

**FRONT FOLD BOOM ACCESSORIES** NOTE: Order Spray Tips Separately

TeeJet® Drip Free (55 nozzles) for 60', 80/90' Hydraulic Front Fold Boom (5 section)	<b>9428159</b>		\$1,667.00
TeeJet® Triple Drip Free (55 nozzles) for 60', 80/90' Hydraulic Front Fold Boom (5 section)	<b>9428160</b>		\$2,555.00
Hydraulic Glide Suspension System (factory installed only) (Tractor must be equipped with closed center hydraulic system.)	<b>9428152</b>	20 lbs.	\$4,356.00

**ACCESSORIES**

33 Gallon Charcoal Foam Marker	<b>9428168</b>	111 lbs.	\$2,350.00
33 Gallon Yellow Foam Marker	<b>9428157</b>	111 lbs.	\$2,350.00
Fence Line Spray Kit, Electric	<b>9428002</b>	5 lbs.	\$207.00
36" row spacing kit	<b>6044</b>		\$670.00
Tank Sight Gauge (Kit to do one tank)	<b>6202</b>		\$36.00

# TRACTOR MOUNT QUICK FIT LIST

## CASE-IH

MODEL	Inline/Tear Drop 600	SideQuest 1000	SideQuest 1200
MX Magnum 200	9422199	9422197	9422197
MX Magnum 210	9422199	9422197	9422197
MX Magnum 220	9422199	9422197	9422197
MX Magnum 230	9422199	9422197	9422197
MX Magnum 240	9422199	9422197	9422197
MX Magnum 255	9422199	9422197	9422197
MX Magnum 270	9422199	9422197	9422197
MX Magnum 285	9422199	9422197	9422197
MX 215	9422199	9422197	9422197
MX 245	9422199	9422197	9422197
MX 275	9422199	9422197	9422197
MX 305	9422199	9422197	9422197
Magnum 7110	9422064	N/A	N/A
Magnum 7120	9422064	N/A	N/A
Magnum 7130	9422064	N/A	N/A
Magnum 7140	9422064	N/A	N/A
Magnum 7150	9422064	N/A	N/A
Magnum 7210	9422064	N/A	N/A
Magnum 7220	9422064	N/A	N/A
Magnum 7230	9422064	N/A	N/A
Magnum 7240	9422064	N/A	N/A
Magnum 7250	9422064	N/A	N/A
Magnum 7250	9422064	N/A	N/A
Magnum 8910	9422064	N/A	N/A
Magnum 8920	9422064	N/A	N/A
Magnum 8930	9422064	N/A	N/A
Magnum 8940	9422064	N/A	N/A
Magnum 8950	9422064	N/A	N/A
Magnum 180	9422199	9422197	9422197
Magnum 190	9422199	9422197	9422197
Magnum 210	9422199	9422197	9422197
Magnum 215	9422199	9422197	9422197
Magnum 225	9422199	9422197	9422197
**Magnum 235	N/A	9422225	9422225
Magnum 245	9422199	9422197	9422197
**Magnum 260	N/A	9422225	9422225
Magnum 275	9422199	9422197	9422197
**Magnum 290	N/A	9422225	9422225
*Magnum 305	9422199	9422197	9422197
**Magnum 315	N/A	9422225	9422225
*Magnum 335	9422199	9422197	9422197
**Magnum 340	N/A	9422225	9422225
Magnum 370	N/A	9422225	9422225
Magnum 380	N/A	9422225	9422225
Magnum 250 T4B	9422226	9422225	9422225
Magnum 280 T4B	9422226	9422225	9422225
Magnum 310 T4B	9422226	9422225	9422225
Magnum 340 T4B	9422226	9422225	9422225
Magnum 380 T4B	9422226	9422225	9422225
Stieger 350 (4WD Rowtrac™ & Wheeled)	9422211	N/A	***9422207
Stieger 400 (4WD Rowtrac™ & Wheeled)	9422211	N/A	***9422207
Stieger 450 (4WD Rowtrac™ & Wheeled)	9422211	N/A	***9422207
Stieger 370 (4WD Rowtrac™ & Wheeled)	9422211	N/A	***9422207
Stieger 420 (4WD Rowtrac™ & Wheeled)	9422211	N/A	***9422207
Stieger 470 (4WD Rowtrac® & Wheeled)	9422211	N/A	***9422207
Stieger 450 (4WD Quadtrac® & Wheeled)	9422227	N/A	N/A
Stieger 470 (4WD Quadtrac® & Wheeled)	9422227	N/A	N/A
Stieger 500 (4WD Quadtrac® & HD Wheeled)	9422227	N/A	N/A
Stieger 540 (4WD Quadtrac® & HD Wheeled)	9422227	N/A	N/A
Stieger 550 (4WD Quadtrac® & HD Wheeled)	9422227	N/A	N/A
Stieger 580 (4WD Quadtrac® & HD Wheeled)	9422227	N/A	N/A
Stieger 600 (4WD Quadtrac® & HD Wheeled)	9422227	N/A	N/A
Stieger 620 (4WD Quadtrac® & HD Wheeled)	9422227	N/A	N/A

\*305 & 335 equipped with optional suspended front end will only fit 700 & 1000 SideQuest with Class 5 should work on 4.75 scissor suspension.

\*\*Tractors with front suspension that have factory line interference will need a line kit from Case IH®

\*\*\*Wheeled only

# TRACTOR MOUNT QUICK FIT LIST

**JOHN DEERE**

MODEL	Inline/Tear Drop 600	SideQuest 1000	SideQuest 1200
8100	9422068	9422229	N/A
8110	9422068	9422229	N/A
*8120	9422068	9422229	N/A
8130	9422068	9422229	N/A
8130 IVT	NA	9422248	9422248
8200	9422068	9422229	N/A
8210	9422068	9422229	N/A
*8220	9422068	9422229	9422229
8225R	9422068	9422229	9422229
8225R IVT	NA	9422248	9422248
8230	9422068	9422229	9422229
8230 IVT	NA	9422248	9422248
8235R	9422068	9422229	9422229
8235R IVT	NA	9422248	9422248
8245R	9422068	9422229	9422229
8245R FT4	9422068	9422229	9422229
8245R IVT	NA	9422248	9422248
8245R IVT/E23 FT4	NA	9422248	9422248
8260R	9422068	9422229	9422229
8260R IVT	NA	9422248	9422248
8270R	9422068	9422229	9422229
8270R FT4	9422068	9422229	9422229
8270R IVT	NA	9422248	9422248
8270R IVT/E23 FT4	NA	9422248	9422248
8285R	9422068	9422229	9422229
8285R IVT	NA	9422248	9422248
8295R	9422068	9422229	9422229
8295R FT4	9422068	9422229	9422229
8295R IVT	NA	9422248	9422248
8295R IVT/E23 FT4	NA	9422248	9422248
8300	9422068	9422229	N/A
8310	9422068	9422229	N/A
8310R	9422068	9422229	9422229
8310R IVT	NA	9422248	9422248
*8320	9422068	9422229	9422229
8320R	9422068	9422229	9422229
8320R FT4	9422068	9422229	9422229
8320R IVT	NA	9422248	9422248
8320R IVT/E23 FT4	NA	9422248	9422248
8330	9422068	9422229	9422229
8330 IVT	NA	9422248	9422248
8335R	9422068	9422229	9422229
8335R IVT	NA	9422248	9422248
8345R IVT	NA	9422248	9422248
8345R IVT/E23 FT4	NA	9422248	9422248
8360R IVT	NA	9422248	9422248
8370R IVT/E23 FT4	NA	9422248	9422248
8400	9422068	9422229	N/A
8400R IVT/E23 FT4	NA	9422248	9422248
8410	9422068	9422229	N/A
8420	9422068	9422229	9422229
8430	9422068	9422229	9422229
8430 IVT	NA	9422248	9422248
8520	9422068	9422229	9422229
8530 IVT	NA	9422248	9422248
8R 230 IVT/E23/PS16	NA	9422248	9422248
8R 250 IVT/E23/PS16	NA	9422248	9422248
8R 280 IVT/E23/PS16	NA	9422248	9422248
8R 310 IVT/E23/PS16	NA	9422248	9422248
8R 340 IVT/E23/PS16	NA	9422248	9422248
8R 370 IVT/E23/PS16	NA	9422248	9422248
8R 410 IVT/E23/PS16	NA	9422248	9422248

\*8120, 8220, 8320, & 8420 models equipped with 46" rear tires are not applicable. Models with 50" rear tires will be a long frame.

# TRACTOR MOUNT QUICK FIT LIST

## JOHN DEERE

MODEL	Inline 600	SideQuest 1000	SideQuest 1200
7200R	9422188	9422190	9422190
7215R	9422188	9422190	9422190
7230R	9422188	9422190	9422190
7260R	9422188	9422190	9422190
7280R	9422188	9422190	9422190
7210R	9422188	9422190	9422190
7230R	9422188	9422190	9422190
7250R	9422188	9422190	9422190
7270R	9422188	9422190	9422190
7290R	9422188	9422190	9422190
7310R	9422188	9422190	9422190
7400	N/A	N/A	N/A
7600	N/A	N/A	N/A
7610	N/A	N/A	N/A
7630	N/A	9422162	N/A
7700	N/A	N/A	N/A
7710	N/A	N/A	N/A
7720	N/A	9422162	N/A
7730	N/A	9422162	N/A
7800	N/A	N/A	N/A
7810	N/A	N/A	N/A
7820	N/A	9422162	N/A
7830	N/A	9422162	N/A
7920	N/A	9422162	N/A
7930	N/A	9422162	N/A

\*Not applicable on Tractors with mid frame hydraulics and front 3-point.

## JOHN DEERE TRACK

T Series	1000 Brackets
9300T	9422128
9320T	9422128
9400T	9422128
9420T	9422128
9430T	9422128
9520T	9422128
9530T	9422128
9620T	9422128
9630T	9422128
8295RT	9422167
8310RT	9422167
8320RT	9422167
8335RT	9422167
8345RT	9422167
8360RT	9422167
8RX 310	9422250
8RX 340	9422250
8RX 370	9422250
8RX 410	9422250
9460RT	9422128
9510RT	9422128
9560RT	9422128
8370RT	9422167
8RT 310	9422167
8RT 340	9422167
8RT 370	9422167
8RT 410	9422167

## JOHN DEERE 4WD

4WD	600 Brackets	1000 Brackets	1200 Brackets
9230	9422210	N/A	9422204
9330	9422210	N/A	9422204
9430	9422210	N/A	9422204
9530	9422210	N/A	9422204
9630	9422210	N/A	9422204
9360R	9422210	N/A	9422204
9410R	9422210	N/A	9422204
9460R	9422210	N/A	9422204
9510R	9422210	N/A	9422204
9560R	9422210	N/A	9422204
9370R	9422243	N/A	N/A
9420R	9422243	N/A	N/A
9470R	9422243	N/A	N/A
9520R	9422243	N/A	N/A
9570R	9422243	N/A	N/A
9620R	9422243	N/A	N/A
9420RX	9422244	9422251	N/A
9470RX	9422244	9422251	N/A
9520RX	9422244	9422251	N/A
9RX 490	N/A	9422251	N/A
9RX 540	N/A	9422251	N/A

# TRACTOR MOUNT QUICK FIT LIST

## NEW HOLLAND

MODEL	Inline 600	SideQuest 1000	SideQuest 1200
TG 210	N/A	9422191	9422191
TG 215	N/A	9422191	9422191
TG 230	N/A	9422191	9422191
TG 245	N/A	9422191	9422191
TG 255	N/A	9422191	9422191
TG 275	N/A	9422191	9422191
TG 285	N/A	9422191	9422191
TG 305	N/A	9422191	9422191
T8.275	9422186	*9422193	*9422193
T8.300	9422186	*9422193	*9422193
T8.330	9422186	*9422193	*9422193
T9.110	9422186	*9422193	*9422193
T8.390	9422186	*9422193	*9422193
T8.320	N/A	*9422235	*9422236
T8.350	N/A	*9422235	*9422236
T8.380	N/A	*9422235	*9422236
T8.410	N/A	*9422235	*9422236
T8.435	N/A	*9422235	*9422236
T8010	N/A	9422191	9422191
T8020	N/A	9422191	9422191
T8030	N/A	9422191	9422191
T8040	N/A	9422191	9422191
T8050	N/A	9422191	9422191
T9.390 4WD	9422211	N/A	9422207
T9.450 4WD	9422211	N/A	9422207
T9.505 4WD	9422211	N/A	9422207
T9.560 4WD	9422211	N/A	9422207

## FENDT

MODEL	SideQuest 1000	SideQuest 1200
930 Vario	N/A	9422260
933 Vario	N/A	9422260
936 Vario	N/A	9422260
939 Vario	N/A	9422260
942 Vario	N/A	9422260

## CHALLENGER

MODEL	SideQuest 1000	SideQuest 1200
MT645C/D	9422218	9422218
MT655C/D	9422218	9422218
MT665C/D	9422218	9422218
MT675C/D	9422218	9422218
MT685C/D	9422218	9422218

## MASSEY FERGUSON

MODEL	SideQuest 1000	SideQuest 1200
8650	9422218	9422218
8660	9422218	9422218
8670	9422218	9422218
8680	9422218	9422218
8690	9422218	9422218

# SIDEQUEST<sup>®</sup> SIDE TRACTOR MOUNTS

## 1000 GALLON



### FEATURES

- Two 500 gallon high capacity side mount tanks with 16" fillwell - delivers excellent front to rear weight distribution ratio (25% front: 75% rear)
- Extended rear axle spindle mount allows weight to be shifted to the rear relieving stress on the tractor's front axle and chassis
- Units will fit on tractors with or without front duals
- Tanks are mounted longitudinal for superb visibility
- Comfortable transport width - 16' 4" when straddle duals are set on 120" centers
- Flanged fittings provide leak free plumbing

*NOTE: Tractors with after market dual hubs may require different mounting bolts*

*Hub spacer assembly is designed for tractors with 520 or narrower rear tractor tires*

*Front fenders need to be removed on most models*

*Not applicable on tractors with mid frame hydraulics and front 3-point*

*Tractors equipped with Aftermarket LSW tires require a 2nd hub from JD and a spacer ring for hub*





**HOW TO ORDER:** Choose in this order: 1. Tank & Brackets 2. Mounting Brackets 3. Accessories

**TANKS AND BRACKETS WITH 10 BOLT HUB ASSEMBLY**

1000 Gallon, Yellow Tanks, 30" row spacing	9422253	2080 lbs.	\$16,530.00
1000 Gallon, Charcoal Tanks, 30" row spacing	9422254	2080 lbs.	\$16,530.00
1000 Gallon, Yellow Tanks, 36" row spacing	9422255	2110 lbs.	\$16,999.00
1000 Gallon, Charcoal Tanks, 36" row spacing	9422256	2110 lbs.	\$16,999.00

**TRACTOR MOUNTING BRACKETS (BRACKETS ARE REQUIRED)**

Case IH® Magnum™ Tier 4 Emissions System 180, 190, 210, & 225 (Will not fit 4.75 front suspension)	9422197	270 lbs.	\$2,800.00
Tractors with water/fuel separator - relocation kit	6032	5 lbs.	\$66.00
Case IH® MX Magnum™ 180, 200, 210, 220, 230, 240, 255, 270, & 285	9422197	270 lbs.	\$2,800.00
Case IH® MX 215, 245, 275 & 305	9422197	270 lbs.	\$2,800.00
Case IH® Magnum™ Tier 3 Emissions System 245, 275, 305 & ***335	9422197	270 lbs.	\$2,800.00
*335 with front axle suspension requires a spacer kit	6019	15 lbs.	\$260.00
Case IH® Magnum™ Tier 4 Emissions System 235, 260, 290, 315 & ***340 & 370	9422225	235 lbs.	\$2,800.00
*340 Tier 4 Emissions System hydraulic hose kit	14063	5 lbs.	\$132.00
Case IH® Magnum™ Tier 4B Emissions System 250, 280, 310, ***340 & 380	9422225	235 lbs.	\$2,800.00
*340 & 380 Tier 4B Emissions System hydraulic hose kit w/ 4 1/2" spindle use 6303	14063	5 lbs.	\$132.00
Tractors with 5" Rear Axles 2 required	17054-76		\$1,098.00
Tractors with CVT Transmission require 4" spacer kit	6127	46 lbs.	\$208.00
Tractors with front suspension that have factory line interference will need a line kit from Case IH®			
Tractors with water/fuel separator - relocation kit	6032	5 lbs.	\$66.00
Challenger® MT645C/D, MT655C/D, MT665C/D, MT675C/D, & MT685C/D with stamped wheels	9422218		\$2,835.00
Massey Ferguson® 8650, 8660, 8670, 8680 & 8690 with stamped wheels	9422218		\$2,835.00
New Holland® TG210, TG215, TG230, TG245, TG255, TG275, TG285, TG305, T8010, T8020, T8030, T8040 & T8050	9422191	340 lbs.	\$2,800.00
New Holland® 4AT8.275, T8.300, T8.330, T8.360 & T8.390 NA for front suspension	9422193	340 lbs.	\$2,800.00
New Holland® 4BT8.320, T8.350, T8.380, T8.410 & T8.435 NA for front suspension	9422236	340 lbs.	\$2,800.00
Spacer kit required on 4B Emission models	6303		\$208.00
Tractors with water/fuel separator - relocation kit	6027	5 lbs.	\$18.94
John Deere® 7200R, 7215R, 7230R, 7260R, 7280R, 7210R, 7230R, 7250R, 7270R, 7290R & 7310R	9422190	340 lbs.	\$2,800.00
*John Deere® w/ powershift trans. & HD hubs. 8120, 8220, 8320, 8120, 8220, 8320, 8420, 8520, 8130, 8230 FT4 8245R, 8270R, 8295R, 8320R, 8335R, 8345R,			
*not applicable on 20 series models w/46" rear tires	9422229	180 lbs.	\$2,800.00
John Deere® FT4 w/ E23 or IVT™ trans. 8130, 8230, 8330, 8430, 8530, 8225R, 8235R, 8245R, 8260R, 8270R, 8285R, 8295R, 8310R, 8320R, 8335R, 8345R, 8360R, 8370R, & 8400R w/ HD hubs	9422248	230 lbs.	\$2,800.00
John Deere® FT4 w/ PS16, E23 & IVT™ trans. 8R 230, 8R 250, 8R 280, 8R 310, 8R 340, 8R 370, 8R 410	9422248	230 lbs.	\$2,800.00
For tractors with standard Hubs order Kit	6072		\$210.00
Spacer Kit for Aftermarket LSW Tires. (not applicable with new factory installed LSW tires)	6358	35 lbs.	\$106.00
Tractors with water/fuel separator - relocation kit	6139	5 lbs.	\$66.00
Tractors with long frames - require 4" spacer kit	6127	46 lbs.	\$208.00

**ACCESSORIES**

Plumbing Kit for joining tanks includes 2" quick refill	9470026		\$526.00
Sight Gauge Kit for one tank	6202		\$36.00

# SIDEQUEST® SIDE TRACTOR MOUNTS

## 1000 - 40" Row Spacing 1200 GALLON



U.S. Patent No. 8,839,999



### FEATURES

- Two 500 or 600 gallon high capacity side mount tanks with 16" fillwell - delivers excellent front to rear weight distribution ratio (25% front: 75% rear)
- Extended rear axle spindle mount allows weight to be shifted to the rear relieving stress on the tractor's front axle and chassis
- Units will fit on tractors with or without front duals (rear duals are required)
- Tanks are mounted longitudinal for superb visibility
- Transport width - 30" Row Spacing (16'11") when straddle duals are set on 120" centers
- Transport width - 36" Row Spacing (18' 11") when straddle duals are set on 144" centers
- Transport width - 40" Row Spacing (20'3")
- Flanged fittings provide leak free plumbing

*NOTE: Tractors with after market dual hubs may require different mounting bolts*

*Hub spacer assembly is designed for tractors with 520 or narrower rear tractor tires*

*Front fenders need to be removed on most models*

*Not applicable on tractors with mid frame hydraulics and front 3-point*

*Tractors equipped with Aftermarket LSW tires require a 2nd hub from JD and a spacer ring for hub*



**HOW TO ORDER:** Choose in this order: 1. Tank & Brackets 2. Mounting Brackets 3. Accessories

**TANKS AND BRACKETS**

1000 Gallon, Yellow Tanks, 40" row spacing	9422241	3550 lbs.	\$17,298.00
1000 Gallon, Charcoal Tanks, 40" row spacing	9422242	3550 lbs.	\$17,298.00
1200 Gallon, White Tanks, 30" row spacing	9422247	3550 lbs.	\$20,705.00
1200 Gallon, Charcoal Tanks, 30" row spacing	9422246	3550 lbs.	\$20,705.00
1200 Gallon, Yellow Tanks, 30" row spacing	9422245	3550 lbs.	\$20,705.00

**TRACTOR MOUNTING BRACKETS (BRACKETS ARE REQUIRED)**

Case IH® Magnum™ Tier 4 Emissions System 180, 190, 210, & 225 (Will not fit 4.75 front suspension)	9422197	270 lbs.	\$2,800.00
Tractors with water/fuel separator - relocation kit	6032	5 lbs.	\$66.00
Case IH® MX Magnum™ 180, 200, 210, 220, 230, 240, 255, 270, & 285	9422197	270 lbs.	\$2,800.00
Case IH® MX 215, 245, 275 & 305	9422197	270 lbs.	\$2,800.00
Case IH® Magnum™ Tier 3 Emissions System 245, 275, 305 & **335	9422197	270 lbs.	\$2,800.00
**Not applicable for 335 with front axle suspension			
Case IH® Magnum™ Tier 4 Emissions System 235, 260, 290, 315 & ***340 & 370	9422225	235 lbs.	\$2,800.00
***340 Tier 4 Emissions System hydraulic hose kit	14063	5 lbs.	\$132.00
Case IH® Magnum™ Tier 4B Emissions System 250, 280, 310, ***340 & 380	9422225	235 lbs.	\$2,800.00
***340 & 380 Tier 4B Emissions System hydraulic hose kit w/ 4 1/2" spindle use 6303	14063	5 lbs.	\$132.00
Tractors with 5" Rear Axles 2 required	17054-76		\$1,098.00
Spacer kit for models 380	6303	46 lbs.	\$208.00
Tractors with front suspension that have factory line interference will need a line kit from Case IH®			
Tractors with water/fuel separator - relocation kit	6032	5 lbs.	\$66.00
Challenger® MT645C/D, MT655C/D, MT665C/D, MT675C/D, & MT685C/D with stamped wheels	9422218		\$2,835.00
Massey Ferguson® 8650, 8660, 8670, 8680 & 8690 with stamped wheels	9422218		\$2,835.00
New Holland® TG210, TG215, TG230, TG245, TG255, TG275, TG285, TG305, T8010, T8020, T8030, T8040 & T8050	9422191	340 lbs.	\$2,800.00
New Holland® 4A T8.275, T8.300, T8.330, T8.360 & T8.390 NA for front suspension	9422193	340 lbs.	\$2,800.00
New Holland® 4B T8.320, T8.350, T8.380, T8.410 & T8.435 NA for front suspension	9422236	340 lbs.	\$2,800.00
Spacer kit required on 4B Emission models	6303		\$208.00
Tractors with water/fuel separator - relocation kit	6027	5 lbs.	\$18.94
John Deere® 7200R, 7215R, 7230R, 7260R, 7280R, 7210R, 7230R, 7250R, 7270R, 7290R & 7310R	9422190	340 lbs.	\$2,800.00
*John Deere® w/ powershift trans. & HD hubs. 8120, 8220, 8320, 8120, 8220, 8320, 8420, 8520, 8130, 8230, FT4 8245R, 8270R, 8295R, 8320R, 8335R, 8345R,			
*not applicable on 20 series models w/46" rear tires			
John Deere® FT4 w/ E23 or IVT™ trans. 8130, 8230, 8330, 8430, 8530, 8225R, 8235R, 8245R, 8260R, 8270R, 8285R, 8295R, 8310R, 8320R, 8335R, 8345R, 8360R, 8370R, & 8400R w/ HD hubs	9422248	230 lbs.	\$2,800.00
John Deere® FT4 w/ PS16, E23 & IVT™ trans. 8R 230, 8R 250, 8R 280, 8R 310, 8R 340, 8R 370, 8R 410	9422248	230 lbs.	\$2,800.00
For tractors with standard Hubs order Kit	6072		\$210.00
Spacer Kit for Aftermarket LSW Tires. (not applicable with new factory installed LSW tires)	6358	35 lbs.	\$106.00
Tractors with water/fuel separator - relocation kit	6139	5 lbs.	\$66.00
Tractors with long frames - require 4" spacer kit	6127	46 lbs.	\$208.00

**ACCESSORIES**

Plumbing Kit for joining tanks includes 2" quick refill	9470026		\$526.00
36" row spacing kit	6044		\$670.00
Sight Gauge Kit for one tank	6202		\$36.00

# SIDEQUEST® JOHN DEERE® 8RX TRACK TRACTOR MOUNTS

## 1000 GALLON



### FEATURES

- Two 500 gallon high capacity side mount tanks with 16" fillwell
- Tanks are mounted longitudinal for superb visibility
- Designed for tractors set on 120" track spacing
- Tractors with 88" track spacing allows 14" between tank and step
- Not applicable on models with 76" or 80" track spacing

**HOW TO ORDER:** Choose in this order: 1. Mounting Brackets

#### TRACTOR MOUNTING BRACKETS (TANKS INCLUDED)

John Deere® Models 8RX 310, 8RX 340, 8RX 370, 8RX 410 - for 18" and 24" tracks  
30" track with 120" spacing

9422250

2500 lbs.

\$12,951.00

9422252

2550 lbs.

\$13,217.00

**COMING  
SOON**

**Case-IH Row Track® 1200 gallon tanks  
coming in 2022!**

# TRACK TRACTOR MOUNTS **SIDEQUEST**<sup>®</sup>

## 1000 GALLON

### FEATURES

- Two 500 gallon high capacity side mount tanks with 16" fillwell
- Tanks are mounted longitudinal for superb visibility



**HOW TO ORDER:** Choose in this order: 1. Tanks 2. Mounting Brackets

#### TANKS (2 REQUIRED)

500 Gallon Tank	35917	705 lbs.	\$4,763.00
-----------------	-------	----------	------------

#### TRACTOR MOUNTING BRACKETS

John Deere <sup>®</sup> Models 8310RT, 8335RT, 8295RT, 8320RT, 8345RT, 8360RT, 8370RT, 8RT 310, 8RT 340, 8RT 370, & 8RT 410	9422257	598 lbs.	\$6,623.00
---	---------	----------	------------

John Deere <sup>®</sup> 2000-2020 9000 T & RT Models 9320T, 9420T, 9520T, 9430T, 9530T, 9630T, 9460RT, 9470RT, 9510RT, 9520RT, 9560RT, & 9570RT	9422258	590 lbs.	\$6,623.00
---	---------	----------	------------

John Deere <sup>®</sup> 9RX 490, 9RX 540, 9420RX, 9470RX, 9520RX	9422259	600 lbs.	\$6,368.00
--	---------	----------	------------

# TRACK TRACTOR MOUNTS FOR FENDT<sup>®</sup> TRACTORS **SIDEQUEST**<sup>®</sup>

## 1200 GALLON

### FEATURES

- Fits Fendt 900 Gen 6 row crop tractors
- 2- 600 gallon high capacity side mount tanks with 16" fillwell
- Undermount support arms for quick install and removal
- Front to rear weight ratio 25% front and 75% rear
- Fits on tractors with or without front duals (rear duals are required)



**HOW TO ORDER:** Choose in this order: 1. Tanks 2. Mounting Brackets

#### TRACTOR MOUNTING BRACKETS (TANKS INCLUDED)

Fendt 900 Vario 930, 933, 936, 939, 942	9422260		\$24,505.00
---	---------	--	-------------

# SIDEQUEST® 4 WD ARTICULATING TRACTOR MOUNT

## 1200 GALLON



### FEATURES

- Two 600 gallon high capacity side mount tanks with 16" fillwell
- Better visibility - tanks are mounted longitudinal for superb visibility
- 21-23" of ground clearance
- 17'-2" transport width

*NOTE: Hub spacer assembly is designed for tractors with 520 or narrower tractor tires*

**HOW TO ORDER:** Choose in this order: 1. Tanks 2. Square Tube Mounting Brackets

#### TANKS AND BRACKETS

1200 - 2/600 Gallon Yellow Tank	9422200	\$21,491.00
1200 - 2/600 Gallon Charcoal Tank	9422208	\$21,491.00

#### TRACTOR MOUNTING BRACKETS (REQUIRED)

*John Deere® 9230, 9330, 9430, 9530, 9630, 9360R, 9410R, 9460R, 9510R & 9560R	9422204	\$3,457.00
Case IH® Steiger® 350, 370, 400, 420, 450 & 470	9422207	\$3,457.00
New Holland® T9.390, T9.450, T9.505 & T9.560	9422207	\$3,457.00

*\*Tractor must be equipped with front tractor reinforcement kit available from John Deere®*

# QUICK TACH 4 WD ARTICULATING TRACTOR MOUNTS

## 600 GALLON



### FEATURES

- Two 300 gallon tanks with dual jet agitation, sump, molded sight gauge and 12" fillwell with no-splash cover
- High clearance brackets include saddles, tank bands, carrier brackets and all necessary bolts for a complete installation
- 22-25" of ground clearance
- Transport width: 15', 16'9" for wide frame

**HOW TO ORDER:** Choose in this order: 1. Tanks 2. Square Tube Mounting Brackets

#### TANKS (2 REQUIRED)

300 Gallon Yellow Tank	9422202	\$1,039.00
300 Gallon Charcoal Tank	9422203	\$1,039.00

#### TRACTOR MOUNTING BRACKETS (REQUIRED)

*John Deere® 9230, 9330, 9430, 9530, 9630, 9360R, 9410R, 9460R, 9510R & 9560R	9422210	\$6,233.00
*John Deere® 9370R, 9420R, 9470R, 9520R, 9570R, 9620R	9422243	\$6,233.00
John Deere® 9420RX, 9470RX, 9520RX, 9570RX, 9620RX, 9RX490, 9RX540	9422244	\$7,183.00
**Case IH® Steiger® Wheeled & Rowtrac™ 350, 370, 400, 420, 450, 470, & 500 <i>Not applicable for STX Models</i>	9422211	\$6,233.00
Case IH® Steiger® Wheeled(Wide Frame) & Quadtrac™ 450, 470, 500, 540, 550, 580, 600 & 620	9422227	\$6,233.00
New Holland® T9.390, T9.450, T9.505 & T9.560	9422211	\$6,233.00
New Holland® T9.600, T9.615, T9.645, T9.670 & T9.700	9422227	\$6,233.00

*\*Tractor must be equipped with front tractor reinforcement kit available from John Deere®*

# TRACTOR MOUNTS **QUICK TACH INLINE**

## FEATURES

- 300 gallon capacity with dual jet agitation, sump, molded sight gauge and fillwell with no-splash cover
- Poly baffle
- High clearance brackets allow for approximately 30" of ground clearance
- Transport width: 16'6"

**NOTE:** Do not exceed the tractor manufacturer's frame load capacity recommendation.

Not applicable on tractors with front duals.

60" front wheel spacing required. 60" diameter x 16" wide maximum front tire.

Check tractor frame interference when equipped with front 3-point.

Not applicable on Tractors with mid frame hydraulics and front 3-point.

## **MECHANICAL FRONT WHEEL DRIVE TRACTORS**



**HOW TO ORDER:** Choose in this order: 1. Tank 2. Tractor Mounting Brackets 3. Pump/Plumbing/Controls 4. Accessories

### TANK (2 REQUIRED)

300 gallon	PC300A	130 lbs.each	\$1,567.00
------------	--------	--------------	------------

### TRACTOR MOUNTING BRACKETS

Case IH® 7110, 7120, 7130, 7140, 7150, 7210, 7220, 7230, 7240, 7250, 8910, 8920, 8930, 8940 & 8950 600 gallon	9422064	1195 lbs.	\$5,322.00
Case IH® MX Magnum™ 180, 200, 210, 220, 230, 240, 255, 270 & 285 (Tractors with suspended beam front axle require relocating accumulator) 600 gallon	9422199	1195 lbs.	\$5,535.00
Case IH® MX 215, 245, 275 & 305 (Tractors with suspended beam front axle require relocating accumulator) 600 gallon	9422199	1195 lbs.	\$5,535.00
Case IH® Magnum™ Tier 3 Emissions System 245, 275, 305 & 335* (Tractors with suspended beam front axle require relocating accumulator) 600 gallon	9422199	1195 lbs.	\$5,535.00
Case IH® Magnum™ Tier 4 Emissions System 180, 190, 210, 225 (Tractors with suspended beam front axle require relocating accumulator) (Will not fit 4.75 front suspension) Tractors with optional water/fuel separator - relocation kit 600 gallon	6032 9422199	5 lbs. 1195 lbs.	\$66.00 \$5,535.00
Case IH® Magnum™ Tier 4B Emissions System 250, 280, 310, 340 & 380 (Tractors with suspended beam front axle require relocating accumulator) (Will not fit 4.75 front suspension) Tractors with optional water/fuel separator - relocation kit 600 gallon	6032 9422226	5 lbs. 1195 lbs.	\$66.00 \$5,535.00
New Holland® T8.275, T8.300, T8.330, T9.110 & T8.390 Tractors with optional water/fuel separator - relocation kit 600 gallon	6027 9422186	5 lbs. 1195 lbs.	\$18.94 \$5,322.00
John Deere® 7200R, 7215R, 7230R, 7260R, 7280R, 7210R, 7230R, 7250R, 7270R, 7290R, & 7310R 600 gallon	9422188	1028 lbs.	\$5,535.00
John Deere® with power shift transmissions 8100, 8200, 8300, 8400, 8110, 8210, 8310, 8410, 8120, 8220, 8320, 8420, 8520, 8130, 8230, 8330, 8430, 8225R, 8235R, 8245R, 8260R, 8270R, 8285R, 8295R, 8310R, 8320R & 8335R 600 gallon	9422068	1028 lbs.	\$5,535.00
John Deere® with IVT® transmissions 8130, 8230, 8330, 8430, 8530, 8225R, 8235R, 8245R, 8260R, 8270R, 8285R, 8295R, 8310R, 8320R, 8335R, 8345R, & 8360R 600 gallon	9422126	1058 lbs.	\$6,212.00

### PLUMBING/CONTROLS (PUMP NOT INCLUDED) NOTE: FOR PUMP, SEE COMPONENTS SECTION

Plumbing kit (1 section electric)	9470012	40 lbs.	\$1,202.00
Plumbing kit (3 section electric)	9470013	65 lbs.	\$2,090.00
Quick refill (2" quick couplers)	PTCTK1	15 lbs.	\$219.00

### ACCESSORIES

Roll-away Jack Stands	9470015	92 lbs.	\$527.00
Quick Refill (1 1/2" quick couplers)	9470009	15 lbs.	\$159.00
Quick Refill (2" quick couplers)	PTCTK1	15 lbs.	\$219.00

# RM SERIES REAR TRACTOR MOUNTS

## 600 GALLON



**NOTE:** Factory setup is standard.  
Order spray tips separately.

### FEATURES

- 600 gallon tank with 16 inch fillwell, jet agitation, molded sight gauge, and large centered drainage sump
- Category "3" or "4" rear mount brackets may be used with "Quick Attach" three point hookup
- Retractable, built-in ground stand for storage when empty
- A clean water tank is conveniently mounted on the rear mount unit
- Available with 45, 60, 66 or 80/90' front fold booms
- Approximate shipping weight 60 - 5110 lbs, 80/90' - 5710 lbs.
- Transport width 12'

**HOW TO ORDER:** Choose in this order: 1. Frame/Tank 2. Pump 3. Plumbing 4. Controls 5. Boom 6. Accessories

#### FRAME

Frame with Charcoal 600 Gallon Tank	<b>9416023</b>	\$7,727.00
-------------------------------------	----------------	------------

#### PUMPS

Ace Hydraulic Pump (FMC155HYD304) (hose kit included)	<b>9425068</b>	33 lbs.	\$1,674.00
---	----------------	---------	------------

Hypro Hydraulic Pump (C9314HM1) (hose kit included)	<b>9425067</b>	35 lbs.	\$1,805.00
---	----------------	---------	------------

#### PLUMBING/PUMP MOUNT/BALL VALVES

Raven® Flow Meter, Regulator, 3 Motorized Valves & Plumbing (use with 45, 60, 66' boom)	<b>9425090</b>	\$4,809.00
---	----------------	------------

Raven® Flow Meter, Regulator, 5 Motorized Valves & Plumbing (use with 80/90' boom)	<b>9425091</b>	\$5,620.00
--	----------------	------------

(7 valves maximum)

#### CONTROLS

Raven® 450 Rate Controller (GPS Speed Sensor 1Hz included)	<b>9425093</b>	\$3,623.00
--	----------------	------------

Raven® ECU Automatic Rate Control, Auto Boom Shut Off & Mapping, works with most late model VT	<b>9425096</b>	\$5,778.00
--	----------------	------------

*Note: Unlock required from OEM*

#### BOOM - WITHOUT PLUMBING

##### Hydraulic Front Fold Boom

45' Hydraulic Front Fold Boom	<b>9488139</b>	\$15,463.00
-------------------------------	----------------	-------------

60' Hydraulic Front Fold Boom	<b>9488140</b>	\$16,087.00
-------------------------------	----------------	-------------

66' Hydraulic Front Fold Boom	<b>9488141</b>	\$16,584.00
-------------------------------	----------------	-------------

60', 80/90' Combination Hydraulic Front Fold Boom (Tractor must be equipped with closed center hydraulic system.)	<b>9488142</b>	\$27,700.00
--	----------------	-------------

*NOTE: Warranty is void if mounted on track units.*

##### Front Fold Boom Plumbing

TeeJet® Drip Free (27 Nozzles) for 45' Boom	<b>9428118</b>	20 lbs.	\$1,067.00
---	----------------	---------	------------

TeeJet® Triple Drip Free (27 Nozzles) for 45' Boom	<b>9428121</b>	23 lbs.	\$1,431.00
--	----------------	---------	------------

TeeJet® Drip Free (37 Nozzles) for 60' Boom	<b>9428108</b>	25 lbs.	\$1,282.00
---	----------------	---------	------------

TeeJet® Triple Drip Free (37 Nozzles) for 60' Boom	<b>9428109</b>	28 lbs.	\$1,866.00
--	----------------	---------	------------

TeeJet® Drip Free (40 Nozzles) for 66' Boom	<b>9428120</b>	25 lbs.	\$1,336.00
---	----------------	---------	------------

TeeJet® Triple Drip Free (40 Nozzles) for 66' Boom	<b>9428123</b>	30 lbs.	\$1,957.00
--	----------------	---------	------------

TeeJet® Drip Free (55 nozzles) for 60', 80/90' Hydraulic Front Fold Boom (5 section)	<b>9428159</b>	\$1,667.00
--	----------------	------------

TeeJet® Triple Drip Free (55 nozzles) for 60', 80/90' Hydraulic Front Fold Boom (5 section)	<b>9428160</b>	\$2,555.00
---	----------------	------------

#### 45, 60, 66' BOOM ACCESSORIES

Foam Marker Mounting Kit	<b>9428170</b>	20 lbs.	\$55.00
--------------------------	----------------	---------	---------

33 Gallon Foam Marker with Charcoal Tank	<b>9428167</b>	107 lbs.	\$2,238.00
--	----------------	----------	------------

Wheel Assisted Boom Tip Protectors	<b>9488013</b>	27 lbs.	\$213.00
------------------------------------	----------------	---------	----------

#### 80/90' BOOM ACCESSORIES

Foam Marker Mounting Kit	<b>9428170</b>	20 lbs.	\$55.00
--------------------------	----------------	---------	---------

33 Gallon Foam Marker with Charcoal Tank	<b>9428168</b>	111 lbs.	\$2,350.00
--	----------------	----------	------------

Hydraulic Glide Suspension System	<b>9428152</b>	\$4,356.00
-----------------------------------	----------------	------------

#### ACCESSORIES

2" Flow Meter with digital display for tank fill	<b>9428163</b>	5 lbs.	\$1,470.00
--	----------------	--------	------------

Fence Line Spray Kit, Electric	<b>9428002</b>	5 lbs.	\$207.00
--------------------------------	----------------	--------	----------

Chemical Eductor Vacuum Flow	<b>9428166</b>	125 lbs.	\$1,633.00
------------------------------	----------------	----------	------------

55 Gallon Tank and Mounting for Flushing the Sprayer Tank	<b>9428169</b>	\$1,193.00
---	----------------	------------



# REAR TRACTOR MOUNTS **RMLE**

**300 GALLON**  
**400 GALLON**  
**500 GALLON**

## FEATURES

- Tanks include jet agitation, molded sight gauge, sump and fillwell with no-splash cover
- Category “2” or “3” rear mount brackets may be used with “Quick Attach” three point hookup
- Large, convenient platform with safety rail and ladder for easy filling of the tank
- Retractable, built-in ground stand for storage when empty
- A clean water tank is conveniently mounted on the rear mount unit
- Available with three section electric controls for boom spraying



500 gallon shown

**HOW TO ORDER:** Choose in this order: 1. Frame 2. Tank 3. Pump 4. Plumbing 5. Controls 6. Boom 7. Accessories

### FRAME

300 Gallon Frame	RMLE300P	615 lbs.	\$2,739.00
400 Gallon Frame	RMLE400P	640 lbs.	\$2,832.00
500 Gallon Frame	RMLE500P	660 lbs.	\$2,916.00

### TANK

300 Gallon Tank	PE300RA	120 lbs.	\$1,314.00
400 Gallon Tank	PE400RA	135 lbs.	\$1,567.00
500 Gallon Tank	PE500RA	180 lbs.	\$1,954.00

### PUMPS

NOTE: For Pump Specifications, see Components Section.

Hypro® Gear Drive Pump 540 RPM	C9006 540	44 lbs.	\$1,192.00
Hypro® hydraulic pump (C9303HM1) (hose kit included)	9425056	36 lbs.	\$1,359.00

### PLUMBING

Plumbing Kit (3 section)	9465059	28 lbs.	\$448.00
--------------------------	---------	---------	----------

### CONTROLS

3 section electric (plunger valve)	9428175	26 lbs.	\$1,821.00
3 section electric (ball valve)	9428129	35 lbs.	\$2,398.00
3 section electric (ball valve) less Raven® 450 sprayer controller (wheel sensor not included)	9428176	45 lbs.	\$3,676.00
3 section electric (ball valve) with Raven® 450 sprayer controller (wheel sensor not included)	9428115	45 lbs.	\$6,168.00
Astro II GPS Speed Sensor	14071	1 lbs.	\$558.00

### BOOM/PLUMBING

NOTE: Order Spray Tips separately (see Component section)

NOTE: Manual Fold Booms (see Boom section)

45' Hydraulic X-Fold Boom without plumbing	9488064	1160 lbs.	\$8,459.00
60' Hydraulic X-Fold Boom without plumbing	9488070	1275 lbs.	\$9,680.00
TeeJet® Drip Free Plumbing (27 nozzles) for 45' hydraulic X-fold boom	9428024	20 lbs.	\$1,067.00
TeeJet® Drip Free Plumbing (37 nozzles) for 60' hydraulic X-fold boom	9428026	25 lbs.	\$1,282.00
TeeJet® Triple Drip Free (27 nozzles) for 45' Hydraulic X-Fold Boom	9428046	23 lbs.	\$1,431.00
TeeJet® Triple Drip Free (37 nozzles) for 60' Hydraulic X-Fold Boom	9428008	28 lbs.	\$1,845.00

### ACCESSORIES

Wheel Assisted Boom Tip Protectors (for X-fold booms)	9488012	27 lbs.	\$260.00
Hydraulic Height Adjuster (24" travel) (for X-fold booms)	9428133	210 lbs.	\$1,905.00
Fence Line Spray Kit, Electric	9428002	5 lbs.	\$207.00
Fence Line Spray Kit, Manual	9428003	5 lbs.	\$100.00
Quick Refill (utilizes nurse tank transfer pump for refilling)	CPTK1	15 lbs.	\$234.00
Handgun (includes 25' of 3/8" hose)	DBHGL	13 lbs.	\$293.00
Foam Marker Mounting Kit	9428036	25 lbs.	\$115.00
33 Gallon Foam Marker (requires mounting kit)	9428156	107 lbs.	\$2,238.00
Feeder Line Filter Kit (60 mesh)	9428068	3 lbs.	\$159.00
Factory setup	SURML		Net. \$826.00

# DTB SERIES TRUSS BOOMS

**30'**

**45'**



## FEATURES

- Ideal for small acreage spraying
- Vertical and horizontal breakaway minimizes needless wear and tear
- All hose is 3/4" EPDM chemical resistant rubber

*NOTE: Booms are unassembled. Factory setup is available. Demco flotation mechanism (DBFT) is recommended for truss boom.*

**HOW TO ORDER:** Choose: 1. Boom 2. Boom Plumbing 3. Accessories

### BOOM WITHOUT PLUMBING

30' Truss Boom without Plumbing	<b>DB30B</b>	272 lbs.	\$1,854.00
45' Truss Boom without Plumbing	<b>DB45B</b>	305 lbs.	\$2,416.00
30' Truss Boom with TeeJet® Drip Free Plumbing (19 nozzles)	<b>DB30DF</b>	281 lbs.	\$2,498.00
45' Truss Boom with TeeJet® Drip Free Plumbing (27 nozzles)	<b>DB45DF</b>	322 lbs.	\$3,223.00

### ACCESSORIES

Order Spray Tips separately (see Components section)

#### 3-POINT Mounting Kit

Mounting Brackets to attach Boom to a tractor's 3-point hitch (Category II & III)	<b>DTB3</b>	145 lbs.	\$787.00
---	-------------	----------	----------

#### REAR MOUNT Mounting Kit

Mounting Brackets to attach Boom to Demco 300 thru 500 gallon Rear Mount units	<b>9416012</b>	80 lbs.	\$372.00
--	----------------	---------	----------

#### TRAILER Mounting Kit

Universal Mounting Brackets to attach Boom to Trailer Frame	<b>DB9</b>	85 lbs.	\$445.00
---	------------	---------	----------

### ACCESSORIES

Factory setup	<b>SUDB</b>		Net. \$276.00
Flotation Mechanism	<b>DBFT</b>	112 lbs.	\$1,041.00
Auto Boom Leveler	<b>DBSAL</b>	50 lbs.	\$726.00
Hydraulic Height Adjuster for trailer and rear mount models (24" travel)	<b>9428009</b>	190 lbs.	\$1,418.00
Hydraulic Boom Wing Leveling	<b>DBHY</b>	26 lbs.	\$754.00
Wheel Assisted Boom Tip Protectors	<b>DBTP</b>	27 lbs.	\$260.00
Fence Line Spray Kit, Electric	<b>9428002</b>	5 lbs.	\$207.00
Fence Line Spray Kit, Manual	<b>9428003</b>	5 lbs.	\$100.00
Convert a 30' Boom to a 45' Boom without Plumbing	<b>DB45EXB</b>	37 lbs.	\$769.00
Convert a 30' Boom to a 45' Boom with TeeJet® Plumbing	<b>DB45EXDF</b>	52 lbs.	\$1,022.00

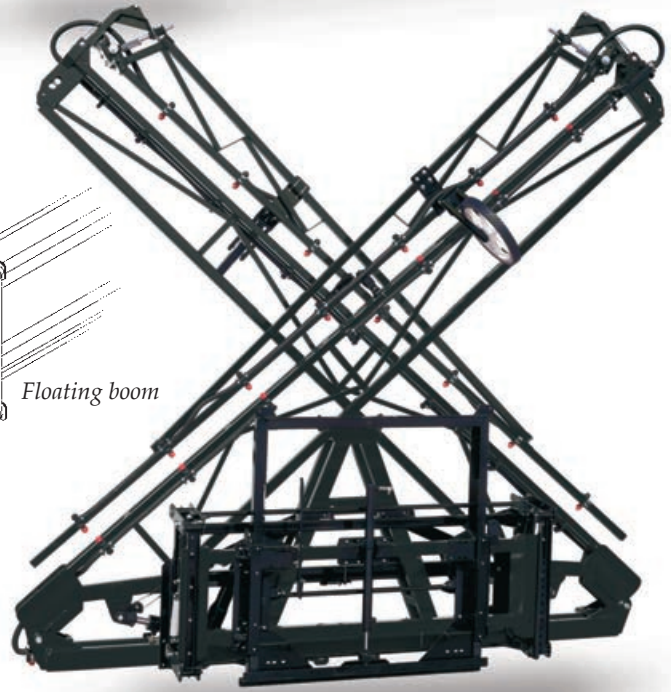
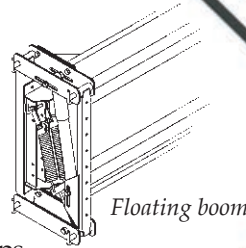
# X-FOLD BOOM HYDRAULIC

**45'**  
**60'**



## FEATURES

- Heavy duty hydraulic X-fold boom
- Auto level ride and shock-spring flotation
- Spring loaded cable ride for cushioning and less swing
- Hydraulic boom wing leveling
- Wings fold independently
- Outer wing breakaway
- Easy access to 3-point pins and hydraulic hookups
- Available in three versions: 3-point tractor mount, trailer mount or rear mounted tank unit
- Transport width: 10' 8"
- Transport height: 11' 9" (at a 20" spraying height)
- Trailer mounts include hydraulic height adjuster (24" travel)



**NOTE:** Factory setup is standard.  
Wings may be removed for shipping.

**HOW TO ORDER:** Choose: 1. Boom 2. Boom Plumbing 3. Accessories

### BOOM WITHOUT PLUMBING

*NOTE: If a 60' boom is ordered, Demco recommends the 80-120" wheel spacing trailer.*

45' Hydraulic X-Fold Boom 3-Point Mount	9488065	1225 lbs.	\$8,724.00
45' Hydraulic X-Fold Boom Rear Mount	9488064	1160 lbs.	\$8,459.00
45' Hydraulic X-Fold Boom Trailer Mount (Includes Height Adjuster)	9488063	1250 lbs.	\$11,393.00
60' Hydraulic X-Fold Boom 3-Point Mount	9488071	1275 lbs.	\$9,947.00
60' Hydraulic X-Fold Boom Rear Mount	9488070	1275 lbs.	\$9,680.00
60' Hydraulic X-Fold Boom Trailer Mount (Includes Height Adjuster)	9488069	1320 lbs.	\$12,615.00

### BOOM PLUMBING

*NOTE: Order Spray Tips separately (see Components section)*


TeeJet® Drip Free (27 nozzles) for 45' Hydraulic X-Fold Boom	9428024	20 lbs.	\$1,067.00
TeeJet® Drip Free (37 nozzles) for 60' Hydraulic X-Fold Boom	9428026	25 lbs.	\$1,282.00
TeeJet® Triple Drip Free (27 nozzles) for 45' Hydraulic X-Fold Boom	9428046	23 lbs.	\$1,431.00
TeeJet® Triple Drip Free (37 nozzles) for 60' Hydraulic X-Fold Boom	9428008	28 lbs.	\$1,845.00

### ACCESSORIES

3-Point Boom Storage Stand	9488011	75 lbs.	\$527.00
Hydraulic Height Adjuster for rear mount models (24" travel)	9428133	210 lbs.	\$1,905.00
Wheel Assisted Boom Tip Protectors	9488012	27 lbs.	\$260.00
Fence Line Spray Kit, Electric	9428002	5 lbs.	\$207.00
Fence Line Spray Kit, Manual	9428003	5 lbs.	\$100.00
Light Kit	9428084	10 lbs.	\$368.00
LTL freight shipments require crating	CRATE2		Net. \$104.00

# LIL' THUMPER FERTILIZER EQUIPMENT


## GROUND DRIVEN PUMPS



5232



5802



5230

### FEATURES

- Lil' Thumper piston pumps can be mounted on most planters and will adapt to other application equipment
- Ground wheel drive assures accurate rate of application regardless of speed - rate is easily set by dial pointer
- All parts in contact with solution have unequaled corrosion resistance for years of service
- 1-1/2" FPT / 200 Flange, inlet and outlet ports - recommended operating pressure 20 - 40 PSI

**Single piston pump** has 7.35 GPM output at 100 RPM full stroke

**Double piston pump** has 14.7 GPM output at 100 RPM full stroke. Maximum RPM 210. Maximum operating pressure 100 PSI

***NOTE:** Any amount of liquid fertilizer, with or without additives, may cause germination damage when placed in direct contact with the seed.*

### Single and Double Piston Pumps

#### Single

Lil'Thumper Single Piston 1.25" diameter solid shaft	5232	52 lbs.	\$1,786.00
Lil'Thumper Single Piston with clutch, less shut-off	5230	70 lbs.	\$1,905.00

#### Double

Lil'Thumper Double Piston with 35/32 double sprocket	5802	105 lbs.	\$2,941.00
--	------	----------	------------

### Piston Pump Parts

Wiper Replacement Kit with O Rings	5224	\$41.00
Stack Pack Sub-assembly	5136	\$190.00
Clamp Small for Piston Pump	01539	\$5.05
Clamp Large for Piston Pump	01535	\$9.83
Cylinder Housing - Piston Pump	01534	\$57.00
Manifold Intake Exhaust for Piston Pump	01536	\$73.00
Piston UHMW for Piston Pump	01168	\$106.00
Seal Oil Drive Hub for Piston Pump - Adjustable Side	01517	\$25.00
Seal Oil Drive Hub for Piston Pump - Sprocket Side	11929	\$35.00
Wrench Plated for Piston Pump	11521-95	\$17.68
Slide Chart for Piston Pump	01582	\$15.56
Intake Manifold Check Valve Blue for Piston Pump	01320	\$46.00
Intake Manifold Check Valve Red for Piston Pump	01321	\$46.00

## POLYETHYLENE

### Round Tanks (without agitation)

Gallons	Fillwell	Outlet	Measurements			
14	5"	1/2"	14" x 31"	<b>P14 14</b> ③	11 lbs.	\$163.00
55	5"	3/4"	23" x 37"	<b>P55 23</b> ③	20 lbs.	\$335.00
110	5"	3/4"	24" x 59"	<b>P110 24</b> ③	40 lbs.	\$428.00
150	8"	1 1/4"	30" x 56"	<b>P150 30</b> ④	50 lbs.	\$537.00
150	8"	1 1/4"	32" x 52"	<b>P150 32</b> ④	50 lbs.	\$607.00
200	8"	1 1/4"	32" x 65"	<b>P200 32</b> ④	64 lbs.	\$705.00

### Round Tanks (with agitation)

55	5"	(1) 1 1/4"	23" x 37"	<b>P55 23A</b> ③	20 lbs.	\$391.00
110	5"	(1) 1 1/4"	24" x 59"	<b>P110 24A</b> ③	40 lbs.	\$489.00
150	8"	(1) 1 1/4"	30" x 56"	<b>P150 30A</b> ④	50 lbs.	\$598.00
150	8"	(1) 1 1/4"	32" x 52"	<b>P150 32A</b> ④	50 lbs.	\$672.00
200	8"	(1) 1 1/4"	32" x 65"	<b>P200 32A</b> ④	64 lbs.	\$787.00
300	8"	(1) 1 1/4"	38" x 76"	<b>P300 38A</b> ④	92 lbs.	\$884.00

### Tank Saddles (for tank #)

P25 23, P25 23A, P55 23, P55 23A	<b>PS23</b>	14 lbs.	\$239.00
P85 24, P85 24A, P110 24, P110 24A	<b>PS24</b>	30 lbs.	\$349.00
P110 30, P110 30A, P150 30, P150 30A	<b>PS30</b>	40 lbs.	\$396.00
P200 32, P200 32A	<b>PS232A</b>	80 lbs.	\$567.00

### Elliptical Tanks (without agitation)

150	10"	1 1/4"	24" x 38.5" x 56"	<b>PE150R</b> ③	55 lbs.	\$776.00
200	8"	1 1/4"	26" x 41" x 66"	<b>PE200R</b> ④	85 lbs.	\$872.00
300	8"	1 1/4"	30" x 48" x 70"	<b>PE300R</b> ④	120 lbs.	\$1,121.00
400	8"	1 1/4"	36" x 57" x 69"	<b>PE400R</b> ④	135 lbs.	\$1,371.00
500	8"	1 1/4"	36" x 57" x 82"	<b>PE500R</b> ④	180 lbs.	\$1,763.00
500	16"	1 1/4"	36" x 48" x 92"	<b>PE500</b> ① ② ④	188 lbs.	\$1,996.00

### Elliptical Tanks (with agitation)

150	10"	(1) 1 1/4"	24" x 38.5" x 56"	<b>PE150RA</b> ③	56 lbs.	\$884.00
200	8"	(1) 1 1/4"	26" x 41" x 66"	<b>PE200RA</b> ④	86 lbs.	\$1,066.00
300	8"	(1) 1 1/4"	30" x 48" x 70"	<b>PE300RA</b> ④	121 lbs.	\$1,314.00
400	8"	(1) 1 1/4"	36" x 57" x 69"	<b>PE400RA</b> ④	136 lbs.	\$1,567.00
500	8"	(1) 1 1/4"	36" x 57" x 82"	<b>PE500RA</b> ④	181 lbs.	\$1,954.00
500	16"	(1) 2"	36" x 48" x 92"	<b>PE500A</b> ① ② ④	189 lbs.	\$2,272.00

### Tank Saddles (for tank #)

PE150R, PE150RA	<b>PS150RA</b>	75 lbs.	\$508.00
PE200R, PE200RA	<b>PS200RA</b>	80 lbs.	\$593.00
PE300R, PE300RA	<b>PS300RA</b>	90 lbs.	\$641.00
PE400R, PE400RA	<b>PS400RA</b>	128 lbs.	\$744.00
PE500R, PE500RA	<b>PS500RA</b>	158 lbs.	\$838.00
PE750, PE750A	<b>SKD750</b>	315 lbs.	\$1,425.00
PE1000, PE1000A - special order, min of 10	<b>SKD1000</b>	380 lbs.	\$2,080.00
PE1600 - special order, min of 10	<b>SKD1600</b>	630 lbs.	\$3,347.00

① Includes 16" Fliptop Manway ② Includes Baffle ③ Shallow Sump ④ Deep Sump

### FEATURES

- All tanks include sump, molded gallonage markings, o-rings and polypropylene outlet fittings
- Tanks with agitation include extra outlets and jet agitation for Demco sprayers



Saddle bands and hardware are included



Saddle bands and hardware are included

# P-SERIES TANKS COMPONENTS

## POLYETHYLENE



Saddle bands and hardware are included



### Cut-away Side Tanks (with agitation)

Gallons	Fillwell	Outlet	Measurements			
200	8"	1 1/4"	24" x 54" x 46"	PA200 24C ④	84 lbs.	\$734.00
250	8"	1 1/4"	24" x 60" x 51"	PA250 24C ④	100 lbs.	\$908.00

### Cut-away Side Tank Saddles

200 gallon (PA200 24C)	SA24 200	88 lbs.	\$495.00
250 gallon (PA250 24C)	SA24 250	92 lbs.	\$495.00

### Side Tanks (with agitation)

200	8"	1 1/4"	36" x 35" x 48"	PC200A ③	81 lbs.	\$718.00
300	16"	1 1/4"	36" x 35" x 69"	PC300A ① ② ③	130 lbs.	\$1,567.00

### Side Teardrop Tanks (with agitation)

300 Yellow	12"	1 1/4"	44" x 36" x 62"	9422202 ③	110 lbs.	\$1,039.00
300 Charcoal	12"	1 1/4"	44" x 36" x 62"	9422203 ③	110 lbs.	\$1,039.00

### Teardrop Tank Saddles

300 gallon Teardrop	9422237	200 lbs.	\$642.00
---------------------	---------	----------	----------

### Side Tanks (with agitation)

300	16"	1 1/4"	31" x 49" x 56"	P300 31 ④	108 lbs.	\$1,151.00
-----	-----	--------	-----------------	-----------	----------	------------

### Side Tank Saddles

300 gallon (P300 31)	S31 300	175 lbs.	\$587.00
----------------------	---------	----------	----------

### SideQuest® Tanks (with 200 Flange outlet, 100 Flange agitation & saddle)

500 Yellow	16"	26" x 72" x 102"	35917	705 lbs.	\$5,323.00
500 Charcoal	16"	26" x 72" x 102"	35918	705 lbs.	\$5,323.00

### SideQuest® Tanks (with 200 Flange outlet, 100 Flange agitation)

500 Yellow	16"	26" x 72" x 100"	17365	250 lbs.	\$3,440.00
500 Charcoal	16"	26" x 72" x 100"	17366	250 lbs.	\$3,440.00

### SideQuest® Tanks (with 200 Flange outlet, 100 Flange agitation & saddle & shut-off Valve)

600 Yellow	16"	30" x 72" x 105"	35864	1050 lbs.	\$6,039.00
600 Charcoal	16"	30" x 72" x 105"	35865	1050 lbs.	\$6,039.00
600 White	16"	30" x 72" x 105"	35876	1050 lbs.	\$6,039.00

### SideQuest® Tanks (with 200 Flange outlet, 100 Flange agitation)

600 Yellow	16"	30" x 72" x 102"	14015	260 lbs.	\$3,213.00
600 Charcoal	16"	30" x 72" x 102"	14015C	260 lbs.	\$3,089.00
600 White	16"	30" x 72" x 102"	14015W	260 lbs.	\$3,150.00

① Includes 16" Fliptop Manway ② Includes Baffle ③ Shallow Sump ④ Deep Sump

# COMPONENTS TANK ACCESSORIES

## Fresh Water Tank



2 1/2 gallon Fresh Water Tank with Universal Mounting Bracket

**6054** \$103.00

## Replacement Fillwell Covers



PL5A

5" diameter lid with ball vent **PL5A** \$30.00  
5" diameter lid with step vent **15388** \$30.00



09319



5478R

8" diameter lid with splash baffle (with fillwell) **09319** \$38.00  
10" threaded replacement fillwell cover **5478R** \$44.00  
10" threaded replacement fillwell **5479R** \$35.00  
12" threaded replacement fillwell cover **12226** \$46.00  
16" threaded replacement fillwell cover (complete) **5470R** \$105.00  
4" diameter replacement lid with vent for 16" threaded tank lid **PL4** \$43.00  
16" threaded replacement fillwell **5052R16** \$48.00  
Stainless steel screw **12108** \$0.22



5486A

16" fliptop lid & fillwell (new style) **5486A** \$139.00  
Stainless steel screw (10 required) **12108** \$0.22  
Replacement gasket - fits 3/16" groove **10905** \$64.00  
Replacement gasket for old style (5486R) - fits 5/16" groove **5486G** \$34.00

## Flanged Tank Fittings



1" **FTF100** \$50.00  
1" replacement gasket **14625** \$4.50  
2" **FTF200** \$59.00  
2" replacement gasket **14624** \$6.30



2" full port **FTF220BD** \$96.00  
2" full port gasket (inside) (4 required) **BF200GFE** \$4.53  
2" full port gasket (outside) **13081** \$15.43

## Polyethylene Tank Fittings

### Ace Fittings



P114AV

	Hole Size Requirement		
1/2" double thread	1 1/4"	<b>P012DA</b>	\$27.00
3/4" double thread	1 3/4"	<b>P034DA</b>	\$19.28
1" double thread	1 3/4"	<b>P100DA</b>	\$19.28
1 1/4" double thread	2 1/4"	<b>P114A</b>	\$27.00
1 1/4" double thread	2 1/4"	<b>P114AV</b>	\$50.00
1 1/2" double thread	3"	<b>P112A</b>	\$28.00

### Tank Fittings

Hole size requirements for polyethylene tanks are: 1/2" outlet fittings require a 1 1/2" diameter hole. 1 1/4", 1 1/2", & 2" outlet fittings require a 2 3/4" diameter hole. EPDM gasket.



P200PAV

1/2"	<b>P012DN</b>	\$37.00
2"	<b>P200</b>	\$56.00
2" double thread	<b>P200D</b>	\$52.00
2" anit-vortex	<b>P200PAV</b>	\$56.00

## Jet Agitation Assembly

### Ace Agitators

Hole size requirements for tanks are: 1 1/4"

S3371P

D3371PSA

Single agitation for 110 gal. tanks or smaller **S3371PA** \$63.00  
Double agitation for polyethylene tanks **D3371PSA** \$75.00



09941

Jet agitation wand **5044 1** \$6.49  
High volume jet agitation wand **09941** \$50.00

## Replacement Tank Straps



1 3/4" strap/ft. **05367** \$2.42  
4" strap/ft. **03728** \$4.17

### Attaching Hardware

Anchor for 1/3/4" strap **05785-95** \$6.50  
Anchor for 4" strap **05784-95** \$10.86  
5/16"x4" bolt for 1 3/4" strap **04352** \$1.08  
3/8"x5" bolt for 4" strap **01885** \$0.97

# SPRAYER CONTROL SYSTEMS COMPONENTS

## Flanged Tank Fittings



Three section manual control for centrifugal pump systems. Inlet: 1" Outlet: 3/4" Capacity: 27 GPM at 30 PSI (Includes 4" pressure gauge)

**CP3B3HV** 22 lbs. \$847.00

## Electric Control



Plunger Valve three section controls for centrifugal pump systems. Inlet: 1" Outlet: 3/4" Capacity: 27 GPM at 30 PSI

	<b>9428175</b>	26 lbs.	\$1,821.00
Replacement Console	<b>3318</b>		\$618.00
Gauge (Glycerine filled)	<b>12118</b>		\$110.00
15' Extension Cable	<b>21720 15</b>		\$150.00
Union Fitting	<b>21486NY</b>		\$7.85

## Electric Control



Motorized Ball Valve three section electric control for centrifugal pump systems. Inlet: 1 1/4" Outlet: 3/4"

	<b>9428129</b>	45 lbs.	\$2,398.00
Replacement Console	<b>3318</b>		\$618.00
Gauge (Glycerine filled)	<b>12118</b>		\$110.00
Union Fitting	<b>21486NY</b>		\$7.85

## Electric Control



Single section controls for centrifugal pump systems. Inlet: 3/4" Outlet: 3/4"

	<b>CPER</b>	11 lbs.	\$901.00
Replacement Console	<b>5120</b>		\$269.00
with 15' Harness			
Replacement Gauge	<b>01072</b>		\$59.00

## Raven® 450 Sprayer Control



The data window in the SCS450 console continually displays the actual rate of spray application. A variety of other spraying information is also available in the rate window on command.

450 (3 Section)	<b>9428043</b>	\$6,168.00
450 (5 Section)	<b>9428045</b>	\$7,235.00

### Replacement Components

Flow meter	<b>5890</b>	\$1,086.00
Proximity wheel sensor	<b>10308</b>	\$167.00
1" regulating butterfly valve	<b>10311</b>	\$780.00
Speed sensor 12' harness	<b>10046</b>	\$217.00
Speed sensor 18' harness	<b>11430</b>	\$192.00
Console to hitch harness	<b>10960</b>	\$554.00
Hitch to valve harness with packard valve plugs (37') 16 pin	<b>10959</b>	\$985.00
Hitch to valve harness with packard valve plugs (24') 16 pin	<b>12851</b>	\$856.00



# COMPONENTS CENTRIFUGAL SPRAYER PUMPS

## Hypro® Gear-driven Centrifugal Pump



Viton® shaft seal standard. Cast iron body, molded nylon impeller. Planetary gear drive and bearings are factory lubricated. Ports: 1 1/2" NPT suction, 1 1/4" NPT discharge. Max. pressure: 80 PSI. Max. output: 106 GPM at open discharge at 20 PSI on 9006 & 9016. Max. output: 110 GPM at open discharge at 20 PSI on 9008, 9018 & 9028.

540 RPM tractor mounted pump. For 1 3/8" PTO. 47 GPM @ 60 PSI (540 RPM)	<b>C9006 540</b>	44 lbs.	\$1,192.00
1000 RPM tractor mounted pump. For 1 3/8" PTO. 70 GPM @ 60 PSI (1000 RPM)	<b>C9008 1000</b>	45 lbs.	\$1,237.00
1000 RPM tractor mounted pump. For 1 3/4" PTO. 70 GPM @ 60 PSI (1000 RPM)	<b>C9028 1000</b>	48 lbs.	\$1,433.00
540 RPM frame mounted pump. (1" diameter stub shaft) 47 GPM @ 60 PSI (540 RPM)	<b>C9016 540</b>	41 lbs.	\$1,175.00
1000 RPM frame mounted pump. (1" diameter stub shaft) 70 GPM @ 60 PSI (1000 RPM)	<b>C9018 1000</b>	42 lbs.	\$1,222.00
Viton® Seal Repair Kit	<b>5564</b>		\$67.00
Silicone Carbide Seal Repair Kit. Excellent Life Guard™ survivability	<b>3430 0591</b>		\$249.00

## Hypro® Belt-driven Centrifugal Pump

Includes 12 groove belt drive. The Cast iron body and epoxy coating inside and out provides excellent protection from corrosion as well as a stainless steel shaft and Viton® mechanical seal.



1 1/4" x 1" pump, 600 RPM for 1" solid shaft. 54 GPM at 60 PSI (540 RPM)	<b>C9402 540S</b>	45 lbs.	\$1,164.00
1 1/4" x 1" pump, 600 RPM w/ 1 3/8" PTO, 6 spline, quick coupler. 98 GPM at 60 PSI (540 RPM)	<b>C9402 540Q</b>	45 lbs.	\$1,164.00
1 1/2" x 1 1/4" pump, 1000 RPM for 1 3/4" PTO, 21 spline. 128 GPM at 60 PSI (1000 RPM)	<b>C9403 1000L</b>	42 lbs.	\$1,311.00
1 1/2" x 1 1/4" pump, 600 RPM for 1" solid shaft. 98 GPM at 60 PSI (540 RPM).	<b>C9403 540S</b>	45 lbs.	\$1,314.00
Viton® Seal Repair Kit	<b>5565</b>		\$74.00
Silicone Carbide Seal Repair Kit. Excellent Life Guard™ survivability	<b>3430 0589</b>		\$238.00
1000 RPM 12 Groove Belt	<b>3100 0005</b>		\$81.00
540 RPM 12 Groove Belt	<b>3100 0006</b>		\$109.00
540 RPM Cogged Belt F/9401 Series	<b>3103 0009</b>		\$86.00
1000 RPM Cogged Belt F/9401 Series	<b>3103 0010</b>		\$68.00

## Hypro® Centrifugal Pump with Hydraulic Motor

The Hypro® centrifugal pump is made of pressure tested epoxy coated cast iron housing with a closed-type, molded nylon impeller mounted on a hardened stainless steel shaft. The epoxy coating on the housing provides for superior internal chemical and abrasion resistance for longer pump life, as well as extra protection of the external surface of the pump. 180 PSI maximum spraying pressure. C9303HM2 includes a restrictor orifice. Standard Viton® shaft seals unless noted.



8-15 GPM motor with 1 1/2" x 1 1/4" cast iron pump.			
104 GPM @ 60 PSI. (3000 PSI. maximum @ remote outlet)	<b>C9303HM1</b>	26 lbs.	\$1,118.00
4-8 GPM motor with 1 1/2" x 1 1/4" cast iron pump			
50 GPM @ 60 PSI. (3000 PSI maximum @ remote outlet)	<b>C9303HM2</b>	26 lbs.	\$1,118.00
10-20 GPM oil flow 2" x 2" for closed/open center systems. 120 PSI maximum pressure, 207 GPM @ 60 PSI Includes Life Guard™ seal and 220 Flanged ports.			
(3000 PSI maximum @ remote outlet)	<b>C9314HM1</b>	41 lbs.	\$1,471.00
Viton® Seal Repair Kit	<b>5565</b>		\$74.00
Silicone Carbide Seal Repair Kit. Excellent Life Guard™ survivability	<b>3430 0589</b>		\$238.00
Repair Kit for Orbit Motor - Serial number 18196 and earlier	<b>3430 0178</b>		\$120.00
Repair Kit for Orbit Motor - Serial number 18196 later	<b>17085</b>		\$90.00
8" Hydraulic Hose Kit	<b>9428103</b>		\$123.00

# CENTRIFUGAL SPRAYER PUMPS COMPONENTS

## Ace Belt-driven Centrifugal Pumps

With Pulleys, 10 groove belt and Viton® seals. 0-70 PSI. 1 1/4" suction x 1" discharge. Sprays 48 GPM at 40 PSI when driven by 540 RPM PTO.



Cast iron pump for direct mounting on 1 3/8" 600 RPM PTO shaft. Pump is equipped with quick coupler	<b>PTOC600 10QC</b>	46 lbs.	\$1,255.00
Cast iron pump for direct mounting on 1 3/8" 1000 RPM PTO shaft. Pump is equipped with 21 spline split PTO drive shaft & split ring locking collar	<b>PTOC1000 10</b>	43 lbs.	\$1,368.00
Cast iron pump. 1" dia. stub shaft and integral mounting base for 600 RPM Tumblerod drive shaft	<b>PTOC600 10B</b>	42 lbs.	\$1,213.00
Replacement cast iron pump	<b>FMCMIA</b>	18 lbs.	\$619.00
Pump Seal Repair Kit	<b>RKFMC</b>		\$81.00
540 RPM 10 Groove Belt	<b>BAC28 10</b>		\$60.00
1000 RPM 10 Groove Belt	<b>BAC28 10M</b>		\$59.00

## Ace Belt-driven Centrifugal Pumps

With Pulleys, 10 groove belt and Viton® seals. High Performance. 0-100 PSI. 1 1/2" suction x 1 1/4" discharge. Sprays 85 GPM at 40 PSI when driven by 540 RPM PTO.



Cast iron pump for direct mounting on 1 3/8" 600 RPM PTO shaft. With quickcoupler	<b>PTOC600QC150</b>	51 lbs.	\$1,440.00
Cast iron pump. 1" dia. stub shaft and integral mounting base for 600 RPM Tumblerod drive shaft	<b>PTOC600 10B150</b>	52 lbs.	\$1,408.00
Cast iron pump for direct mounting on 1 3/4" 1000 RPM PTO shaft. With 20 spline PTO shaft & locking collar	<b>PTOC1000 175</b>	50 lbs.	\$1,440.00
Pump Seal Repair Kit	<b>RKFMC155</b>		\$74.00
540 RPM 10 Groove Belt	<b>BAC28 10 150</b>		\$76.00
1000 RPM 10 Groove Belt	<b>BAC28 10M150</b>		\$55.00

## Ace Hydraulic Pumps



1 1/4" x 1" 125 Series frame mounted centrifugal, hydraulic driven pump. 0-100 PSI at max. 75 GPM at open discharge. Tractor hydraulic system must have 4-13 GPM of hydraulic fluid available to the sprayer pump from the tractor remote outlet (at 1000 PSI)	<b>FMCHYD204</b>	26 lbs.	\$1,276.00
1 1/2" x 1 1/4" 155 Series frame mounted centrifugal, hydraulic driven pump. 0-120 PSI at max. 100 GPM at open discharge. Tractor hydraulic system must have 7-16 GPM of hydraulic fluid available to the sprayer pump from the tractor remote outlet (at 1000 PSI)	<b>FMC150HYD206</b>	31 lbs.	\$1,321.00
1 1/2" x 1 1/4" 155 Series frame mounted centrifugal, hydraulic driven pump. 0-120 PSI at max. 100 GPM at open discharge. Tractor hydraulic system must have 7-16 GPM of hydraulic fluid available to the sprayer pump from the tractor remote outlet (at 1000 PSI). Flanged/Threaded ports & silicon carbide seal.	<b>FMC150HYD304</b>	38 lbs.	\$1,572.00
2" x 1 1/2" frame mounted centrifugal, hydraulic driven pump. 0-120 PSI at max. 200 GPM at open discharge. Tractor hydraulic system must have 11-20 GPM of hydraulic fluid available to the sprayer pump from the tractor remote outlet (at 1000 PSI) Flanged/Threaded ports & silicon carbide seal.	<b>FMC200HYD304</b>	33 lbs.	\$1,494.00
Viton® Pump Seal Repair Kit. (125, 150, & 200 Series)	<b>RKFMC</b>		\$81.00
Silicone Carbide Seal (125, 150, & 200 Series)	<b>13563</b>		
Silicone Carbide Seal (155 Series)	<b>17361</b>		
Hydraulic Orbit Motor Repair Kit (for 204, 206, 210)	<b>RKBAC75HYDL</b>		\$93.00
Hydraulic Orbit Motor Repair Kit. (for 304)	<b>RKBAC75HYD300L</b>		\$139.00
8' Hydraulic Hose Kit	<b>9428103</b>		\$123.00

## Hypro® Roller Pumps

**4000 Series** (Viton® seals, 4 polypropylene rollers, 3/4" NPT Ports, Max cap: 3.3GPM @ 150 PSI, 4.4 @ 50 PSI. Max pressure 150 PSI)

Hypro® 1800 RPM cast iron pump	<b>C4001</b>	5 lbs.	\$208.00
"Silver Cast" 1800 RPM pump	<b>XL4001</b>	5 lbs.	\$537.00
2000 RPM, 15 Spline, PTO Adapter	<b>05327</b>	1 lbs.	\$46.00
Hypro® 2600 RPM cast iron pump	<b>C4101</b>	5 lbs.	\$194.00
"Silver Cast" 2600 RPM pump	<b>XL4101</b>	5 lbs.	\$522.00
Pump Repair Kit (includes rollers, seals, & O-ring)	<b>3430 0158</b>	5 lbs.	\$49.00



C4101

**6500 Series** (Viton® seals, 6 polypropylene rollers, 3/4" NPT Ports, Max cap: 21.8GPM @ 1200RPM, 18.2GPM @ 1000RPM, 9.7GPM @ 540RPM. Max pressure 300 PSI)

Hypro® cast iron pump	<b>C6500</b>	8.5 lbs.	\$211.00
Hypro® "Silver Cast" pump	<b>XL6500</b>	9 lbs.	\$675.00
1 3/8" multi-speed quick coupler for 6500 series	<b>1321 0012</b>		\$46.00
Pump Repair Kit (includes rollers, seals, & O-ring)	<b>3430 0380</b>		\$57.00



XL7560

**7560 Series** (Viton® seals, 8 polypropylene rollers, 3/4" NPT Ports and 15/16" solid shaft. Max cap: 22.5GPM @ 1000RPM, 12GPM @ 540RPM. Max pressure 300 PSI)

Hypro® cast iron pump	<b>C7560</b>	13 lbs.	\$276.00
Hypro® "Silver Cast" pump	<b>XL7560</b>	13 lbs.	\$805.00
1 3/8" multi-speed quick coupler for 7560 series	<b>1321 0013</b>		\$48.00
Pump Repair Kit (includes rollers, seals, & O-ring)	<b>3430 0167</b>		\$79.00

*NOTE: For chemical applications such as Roundup®, XL series should be used.*

**1700 Series** (Viton® seals, 5 polypropylene rollers, 1" NPT Ports and 15/16" solid shaft. Max cap: 45GPM @ 1000RPM, 25GPM @ 540RPM. Max cap: .Max pressure 200 PSI)

Hypro® cast iron pump	<b>C1700</b>	19 lbs.	\$437.00
Hypro® "Silver Cast" pump	<b>XL1700</b>	20 lbs.	\$1,222.00
1 3/8" multi-speed quick coupler for 1700 series	<b>1321 0013</b>		\$48.00
Pump Repair Kit (includes rollers, seals, & O-ring)	<b>3430 0161</b>		\$82.00

## 12 Volt Electric Pumps

**Continuous duty motor** and positive displacement diaphragm pump (Viton® valves, totally bypass at 45 PSI, 1.8 GPM max., 4.7 amp draw at 30 PSI, 3/8" FPT ports)

	<b>8000 543 150</b>	5 lbs.	\$146.00
Santoprene (EPDM) Valve Kit (for foam markers)	<b>94 391 06</b>		\$57.00
Viton® Valve Kit (for sprayers)	<b>94 391 09</b>		\$109.00
Diaphragm Kit	<b>94 395 06</b>		\$55.00



8000 543 150

**Intermittent duty motor** and positive displacement diaphragm pump (3 GPM max, 45 PSI max., 8.6 amps draw at 30 PSI. 1/2" PMT ports.)

	<b>2088 353 135</b>	6 lbs.	\$310.00
Viton® Valve Kit	<b>94 232 05</b>		\$123.00

**Heavy duty motor** and positive displacement diaphragm pump (Viton® valves, totally bypass at 60 PSI, 5 GPM max., 9 amp draw at 20 PSI, 1/2" FPT ports)

	<b>12981</b>	7 lbs.	\$457.00
Viton® Valve assembly	<b>13028</b>		\$66.00
Upper housing assembly	<b>13030</b>		\$116.00



12981

## Gasoline Driven Straight Centrifugal Pumps

**Pump with 3.5 HP Briggs & Stratton engine** (Viton® seals are standard. Engine is equipped with ball bearings, rewind starter, and a manual throttle to control engine speed. Pump delivers 18 GPM @ 30 PSI. Pump must be initially primed or seals will be damaged. 1" x 3/4" port size)

	<b>DAC135</b>	28 lbs.	\$1,095.00
--	---------------	---------	------------

**Pump with 3 HP Honda® engine** (Viton® seals are standard. Engine is equipped with ball bearings, rewind starter, and a manual throttle to control engine speed. Pump delivers 12 GPM @ 50 PSI. Pump must be initially primed or seals will be damaged. 1" x 3/4" port size)

	<b>DAC135H</b>	28 lbs.	\$1,550.00
--	----------------	---------	------------

Pump Repair Kit (for DAC135 Series)

	<b>13314</b>	1 lb.	\$102.00
--	--------------	-------	----------

**Pump with 5.5 HP Honda® engine** (Viton® seals are standard. Engine is equipped with ball bearings, rewind starter, and a manual throttle to control engine speed. Pump delivers 82 GPM @ 40 PSI, 70 GPM @ 50 PSI, or 50 GPM @ 60 PSI. Pump must be initially primed or seals will be damaged. 1.5" port size. Suction lift should not exceed 22')

With Honda® 5.5 HP engine	<b>DHC155H</b>	65 lbs.	\$2,066.00
Replacement Pump (for DHC155 or DHC155H)	<b>DHC155LE</b>		\$566.00
Pump Repair Kit (for DHC155 Series)	<b>5565</b>	1 lb.	\$74.00



DAC135H

## Valves



SAFI 12 volt ball valve designed for remote on/off control of spray booms and nozzles at pressures to 300 PSI. 1/2 sec. response time from fully open to fully closed. Flanged inlet and outlet connections. 35 GPM of flow.

12844	Valve with packard	\$444.00
13744	Clamp	\$26.00
13745	O-ring	\$10.74



TeeJet® Model 460 12 volt ball valve designed for remote on/off control of spray booms and nozzles at pressures to 300 PSI. 1/4 sec. response time from fully open to fully closed. Flanged inlet and outlet connections. 32 GPM of flow. Includes metri-pac to packard adapter harness.

16661	Valve	\$479.00
09859	Clamp	\$23.00
09857	O-ring	\$7.55

## Repair Parts



Electrically operated 12 volt valve, with Viton® diaphragm seals, designed for remote on/off control of spray booms and nozzles at pressures to 100 PSI. Direct-O-Valve is suitable for wettable powder applications. 3/4" NPT (F) inlet and 1/2" NPT (F) outlet. 10 GPM of flow.

144A1		\$265.00
AB144A1	EPDM Repair Kit	\$43.00
AB144A1VI	Viton® Repair Kit	\$59.00



12 volt worm gear drive plunger valve assembly. Flanged connections. Requires DIN electrical connection.

463011 900		\$421.00
------------	--	----------



Electric butterfly valve provides remote pressure control. Features two-wire lead for use in 12VDC system. Maximum operating pressure of 100 PSI. 3/4" NPT (F) connections.

244 3/4		\$233.00
AB244	Repair Kit	\$23.00



Electric butterfly valve provides remote pressure control. Features two-wire lead for use in 12VDC system. Maximum operating pressure of 100 PSI. 3/4" NPT (F) connections.

01057		\$179.00
-------	--	----------



Electric solenoid valve provides remote pressure control. Features two-wire lead for use in 12VDC system. Maximum operating pressure of 175 PSI. 8 GPM. 3/4" NPT (F) connections.

11635		\$177.00
-------	--	----------



Manually operated single valve. In open position, liquid is directed to spray line and excess will by-pass through valve. 1/2" NPT (F) spray line connections. 150 PSI max. 12.5 GPM.

6B1		\$69.00
AB6B1	Repair Kit	\$29.00



Teejet® valve for selective control of three section boom sprayers at pressures up to 300 PSI. 3/4" inlet and outlet. Control lever may be set at any of seven indexed locations.

AA171		\$175.00
AB17	Repair Kit	\$49.00

## Pressure Regulators



For regulating flow in systems where sensitive regulation is required. Pressures to 150 PSI.

23120PP	1/2" NPT connections (100 PSI)	\$47.00
23340PP	3/4" NPT connections (150 PSI)	\$50.00

## Pressure Gauges



60GS	2 1/2" SS 60 PSI	\$25.00
64GS	4" SS 60 PSI	\$48.00
60GB	2 1/2" Brass 60 PSI	\$18.15
100GB	2 1/2" Brass 100 PSI	\$25.00
104GB	4" Brass 100 PSI	\$35.00
164GS	4" SS 160 PSI	\$46.00
160GS	2 1/2" SS 160 PSI	\$28.00
160GB	2 1/2" Brass 160 PSI	\$18.15
160GBF	2 1/2" Brass Glycerine filled 160 PSI	\$31.00

200GB	2 1/2" Brass 200 PSI	\$17.45
164GBF	4" Brass Glycerine filled, back port 160 PSI	\$79.00
909P0100	Glycerine filled, back port 100 PSI Arag	\$141.00

12800	4" Brass Glycerine filled, back port with mounting flange 160 PSI (50 Series sprayer)	\$79.00
-------	---	---------

## Chemical Isolator Kits



2250	Texas Industrial Remcor	\$110.00
------	-------------------------	----------

## Hose



120	1/2" Clear Vinyl	\$1.66
340	3/4" Clear Vinyl	\$2.44
1000	1" Clear Vinyl	\$2.85
380RB	3/8" EPDM Rubber	\$1.02
120RB	1/2" EPDM Rubber	\$2.29
340RB	3/4" EPDM Rubber	\$3.34
1010RB	1" EPDM Rubber	\$5.91
1140RB	1 1/4" EPDM Rubber	\$6.02
1120RB	1 1/2" EPDM Rubber	\$7.12
S112	1 1/2" Wire Suction	\$17.93
S2020	2" Wire Suction	\$19.60

## Stainless Steel Hose Clamps and Screw



B4H	1/4"	\$1.55
B6H	3/8"	\$1.89
B12H	3/4"	\$2.08
B20H	1"	\$2.26
B24H	1 1/4"	\$2.41
B32H	1 1/2"	\$2.60
B44H	2"	\$2.91
B64H	3"	\$3.50
B128H	7 1/2"	\$7.33

## 2-Way Ball Valves



UV050FP	1/2"	\$34.00
UV075FP	3/4"	\$34.00
UV100FP	1"	\$43.00
UV125FP	1 1/4"	\$73.00
UV150FP	1 1/2"	\$73.00
UV200FP	2"	\$90.00

## 3-Way Ball Valves



UV100FP3	1"	\$68.00
UV125FP3	1 1/4"	\$71.00
UV200FP3	2"	\$105.00

## Ball Valves



<b>4011 1 1/4R</b>	1 1/4" Ratchet	\$277.00
<b>5542</b>	Seal Repair Kit	\$45.00

## Springs



<b>07580</b>	Cable Tension for X-Fold 5 7/8" x 3/4"	\$5.08
<b>01564</b>	Piston Pump Idler & DB12 Boom	\$12.45
<b>00180-76</b>	Boom Breakaway 13 7/16" x 1 1/4"	\$31.00
<b>00200-76</b>	Floating Boom 10 1/8" x 1 3/4"	\$33.00
<b>07838-51</b>	X-Fold Boom 10 1/8" x 1 3/4"	\$48.00
<b>00306-30</b>	Running Gear Tongue w/Insert 13 5/16" x 2"	\$54.00

## Handguns



<b>2AAL60</b>	15" Hand Spray Gun	\$163.00
<b>AB2AAL</b>	Repair Kit	\$25.00



<b>12434</b>	18" Hand Spray Gun with adjustable tip 3/8" FPT	\$51.00
<b>12496</b>	Replacement tip	\$13.18



<b>25660-3</b>	Lawn / Turf Gun with #3 Black Nozzle & 3/4" FPT Threads	\$138.00
<b>25670-1.5</b>	Nozzle only 1.5 Gray	\$20.00
<b>25670-3</b>	Nozzle only 3 Black	\$20.00
<b>25670-4</b>	Nozzle only 4 Red	\$20.00
<b>AB2566</b>	Repair Kit	\$25.00



<b>12217</b>	15" Hand Spray Gun	\$27.00
--------------	--------------------	---------

## Male Tapered Pipe Threads & Hose Barbs



<b>A1414</b>	1/4"	1/4"	\$0.81
<b>A1438</b>	1/4"	3/8"	\$0.54
<b>A1412</b>	1/4"	1/2"	\$0.56
<b>A3838</b>	3/8"	3/8"	\$0.56
<b>A3812</b>	3/8"	1/2"	\$0.59
<b>A1238</b>	1/2"	3/8"	\$1.13
<b>BA1212</b>	1/2"	1/2"	\$1.94
<b>BA1234</b>	1/2"	3/4"	\$2.16
<b>BA3412</b>	3/4"	1/2"	\$2.16
<b>A3438</b>	3/4"	3/8"	\$1.36
<b>BA3434</b>	3/4"	13/4"	\$2.16
<b>A3410</b>	3/4"	1"	\$0.84
<b>BA1034</b>	1"	3/4"	\$2.71
<b>BA1010</b>	1"	1"	\$2.71
<b>BA1 114</b>	1"	1 1/4"	\$3.41
<b>BA114 34</b>	1 1/4"	3/4"	\$3.41
<b>BA114 1</b>	1 1/4"	1"	\$3.28
<b>BA114</b>	1 1/4"	1 1/4"	\$3.41
<b>A114 112</b>	1 1/4"	1 1/2"	\$4.44
<b>BA112 114</b>	1 1/2"	1 1/4"	\$5.29
<b>BA112</b>	1 1/2"	1 1/2"	\$5.57
<b>BA112 200</b>	1 1/2"	2"	\$9.29
<b>BA200 112</b>	2"	1 1/2"	\$8.87
<b>A200</b>	2"	2"	\$3.28

## Male Tapered Pipe Thread & Hose Barb Elbows



<b>EL1414</b>	1/4"	1/4"	\$1.37
<b>EL1438</b>	1/4"	3/8"	\$0.80
<b>EL1412</b>	1/4"	1/2"	\$0.85
<b>EL3838</b>	3/8"	3/8"	\$0.95
<b>EL3812</b>	3/8"	1/2"	\$1.55
<b>EL1238</b>	1/2"	3/8"	\$0.92
<b>BEL1212</b>	1/2"	1/2"	\$2.16
<b>BEL1234</b>	1/2"	3/4"	\$2.16
<b>BEL3412</b>	3/4"	1/2"	\$2.84
<b>BEL3434</b>	3/4"	13/4"	\$2.84
<b>EL3410</b>	3/4"	1"	\$1.98
<b>BEL1034</b>	1"	3/4"	\$3.59
<b>BEL1010</b>	1"	1"	\$3.59
<b>BEL1 114</b>	1"	1 1/4"	\$4.53
<b>EL114 34</b>	1 1/4"	3/4"	\$4.51
<b>BEL114 1</b>	1 1/4"	1"	\$4.53
<b>BEL114</b>	1 1/4"	1 1/4"	\$4.53
<b>EL114 112</b>	1 1/4"	1 1/2"	\$6.90
<b>BEL112 114</b>	1 1/2"	1 1/4"	\$12.30
<b>EL112</b>	1 1/2"	1 1/2"	\$5.84
<b>BEL200 112</b>	2"	1 1/2"	\$12.84
<b>BEL200</b>	2"	2"	\$11.85

## Hose Barb Tees



<b>T38</b>	3/8"	\$0.90
<b>T12</b>	1/2"	\$0.92
<b>T34</b>	3/4"	\$2.84
<b>T100</b>	1"	\$3.38
<b>T114</b>	1 1/4"	\$5.62
<b>T112</b>	1 1/2"	\$6.68
<b>T200</b>	2"	\$18.34

## Male Tapered Pipe Thread Nipples



<b>M1400</b>	1/4"	1/4"	\$1.02
<b>M3838</b>	3/8"	3/8"	\$1.05
<b>M1214</b>	1/2"	1/4"	\$0.63
<b>BM1238</b>	1/2"	3/8"	\$1.24
<b>M1200</b>	1/2"	1/2"	\$0.61
<b>M3438</b>	3/4"	3/8"	\$1.18
<b>M3412</b>	3/4"	1/2"	\$1.33
<b>BM3400</b>	3/4"	3/4"	\$2.34
<b>BM1034</b>	1"	3/4"	\$4.25
<b>BM1000</b>	1"	1"	\$3.17
<b>BM114 1</b>	1 1/4"	1"	\$4.53
<b>BM1140</b>	1 1/4"	1 1/4"	\$3.17
<b>BM112 114</b>	1 1/2"	1 1/4"	\$4.76
<b>BM1120</b>	1 1/2"	1 1/2"	\$6.05
<b>BM200 112</b>	2"	1 1/2"	\$4.58
<b>BM2000</b>	2"	2"	\$6.97

## Reducer Bushings



<b>RB3814</b>	3/8"	1/4"	\$1.05
<b>RB1214</b>	1/2"	1/4"	\$1.24
<b>BRB1238</b>	1/2"	3/8"	\$4.53
<b>BRB3418</b>	3/4"	1/8"	\$4.53
<b>RB3414</b>	3/4"	1/4"	\$1.38
<b>RB3438</b>	3/4"	3/8"	\$1.24
<b>RB3412</b>	3/4"	1/2"	\$1.98
<b>BRB1014</b>	1"	1/4"	\$4.59
<b>RB1012</b>	1"	1/2"	\$2.34
<b>BRB1034</b>	1"	3/4"	\$4.76
<b>BRB114 34</b>	1 1/4"	3/4"	\$4.76
<b>BRB114 1</b>	1 1/4"	1"	\$4.84
<b>BRB112 114</b>	1 1/2"	1 1/4"	\$5.92
<b>BRB200 100</b>	2"	1"	\$6.50
<b>BRB200 114</b>	2"	1 1/4"	\$6.50
<b>RB200 112</b>	2"	1 1/2"	\$5.57
<b>RB300 200</b>	3"	2"	\$14.32

## Hose Menders




<b>SHM1400</b>	1/4" X 1/4"	\$0.54
<b>SHM3800</b>	3/8" X 3/8"	\$0.92
<b>SHM1238</b>	1/2" X 3/8"	\$0.63
<b>SHM1200</b>	1/2" X 1/2"	\$0.56
<b>SHM1258</b>	1/2" X 5/8"	\$0.67
<b>SHM112</b>	1 1/2" X 1 1/2"	\$4.95

## Threaded Tees



<b>TT14</b>	1/4"	\$3.44
<b>BTT12</b>	1/2"	\$7.12
<b>BTT34</b>	3/4"	\$7.63
<b>BTT100</b>	1"	\$10.80
<b>BTT114</b>	1 1/4"	\$12.60
<b>BTT112</b>	1 1/2"	\$18.29
<b>BTT200</b>	2"	\$19.02

## 90° Street Elbows

	SE14	1/4"	\$2.01
	BSE38	3/8"	\$6.26
	SE12	1/2"	\$2.63
	BSE34	3/4"	\$6.78
	SE100	1"	\$8.17
	BSE114	1 1/4"	\$9.92
	SE112	1 1/2"	\$8.91
	SE200	2"	\$18.21

## Line Strainers & Screens

		
RVB38 80	3/8" HB 80 mesh	\$17.92
RVB12 80	1/2" HB 80 mesh	\$27.00
RVF34 40	3/4" FPT 40 mesh	\$33.00
RVF34 80	3/4" FPT 80 mesh R	\$33.00
RVF100 40	1" FPT 40 mesh	\$75.00
RVF100 80	1" FPT 80 mesh	\$80.00
RVF114 40	1 1/4" FPT 40 mesh	\$75.00
RVF114 80	1 1/4" FPT 80 mesh	\$80.00
RVF112 40	1 1/2" FPT 40 mesh	\$67.00
RVF112 80	1 1/2" FPT 80 mesh	\$80.00

### Replacement Screens

RVB80	3/8" & 1/2" 80 mesh	\$5.23
RVF340	3/4" 40 mesh	\$10.80
RVF380	3/4" 80 mesh	\$10.80
RVF140	1" 40 mesh	\$11.75
RVF180	1" 80 mesh	\$19.32
RVF1140	1 1/4" 40 mesh	\$13.49
RVF1180	1 1/4" 80 mesh	\$21.00
RVF1240	1 1/2" 40 mesh	\$17.51
RVF1280	1 1/2" 80 mesh	\$28.00

### Replacement Gaskets

RVB38GE	3/8" & 1/2"	\$1.68
RVF34GV	3/4"	\$7.50
RVF114GV	1", 1 1/4" & 1 1/2"	\$10.56

### Y-Strainers

LS075 40	3/4" FPT 40 mesh 40	\$54.00
LS075 60	3/4" FPT 60 mesh 60	\$60.00
LS075 80	3/4" FPT 80 mesh 80	\$60.00
LS100 40	1" FPT 40 mesh 40	\$59.00
LS100 80	1" FPT 80 mesh 80	\$67.00
LS125 40	1 1/4" FPT 40 mesh 40	\$56.00
LS125 80	1 1/4" FPT 80 mesh 80	\$67.00
LS150 50	1 1/2" FPT 50 mesh 50	\$130.00
LS150 80	1 1/2" FPT 80 mesh 80	\$130.00
LS200 50	2" FPT 50 mesh 50	\$130.00
LS200 80	2" FPT 80 mesh 80	\$130.00


### Replacement Screens


LS760	3/4" 60 mesh	\$27.00
LS780	3/4" 80 mesh	\$29.00
LS140	1" & 1 1/4" 40 mesh	\$29.00
LS180	1" & 1 1/4" 80 mesh	\$22.00
LS220	1 1/2" & 2" 20 mesh	\$57.00
LS250	1 1/2" & 2" 50 mesh	\$62.00
LS280	1 1/2" & 2" 80 mesh	\$62.00


### Replacement Gaskets


LS075G	3/4"	\$5.51
LS100G	1" & 1 1/4"	\$5.78
LS150G	1 1/2" & 2" O-ring	\$5.78
LS200G	1 1/2" & 2" Square	\$6.45

## Parts


	<b>Gaskets</b>	<b>O.D.</b>	
M100G	1" flange	1.5"	\$3.42
112G	2" flange	2.375"	\$1.99
200G	2" full port flange	2.5"	\$2.16
300G	3" flange		\$2.91

	09938	1"	\$13.92
	09939	2"	\$15.96
	09940	2" Full Port	\$18.28
	12030	3"	\$17.45
	300G	3" flange	\$2.91

	<b>End Plugs</b>	
FF100	1"	\$3.42
FF200	2"	\$7.14
FF220	2" Full Port	\$9.07

	<b>Flanged and Hose Barbs</b>	
FA100 100HB	1" flange x 1" hose	\$3.05
FA200 100HB	2" flange x 1" hose	\$8.11
FA200 125HB	2" flange x 1 1/4" hose	\$8.11
FA200 150HB	2" flange x 1 1/2" hose	\$8.11
FA200 200HB	2" flange x 2" hose	\$7.57
FA220 200HB	2" flange full port x 2" hose	\$7.29
FA300 300HB	3" flange x 3" hose	\$26.00
15674	3" flange x 2" hose	\$22.00

	<b>Flanged and Hose Barbs Elbows</b>	
FEL100 100HB	1" flange x 1" hose	\$3.70
FEL200 100HB	2" flange x 1" hose	\$15.03
FEL200 125HB	2" flange x 1 1/4" hose	\$15.03
FEL200 150HB	2" flange x 1 1/2" hose	\$15.07
FEL200 200HB	2" flange x 2" hose	\$15.07
FEL220 150HB	2" flange full port x 1 1/2" hose	\$15.03
FEL220 200HB	2" flange full port x 2" hose	\$15.03
FEL300 300HB	3" flange x 3" hose	\$68.00

	<b>Flanged and Flanged Couplings</b>	
FA100	1" flange x 1" flange	\$8.11
FA200 100	2" flange x 1" flange	\$24.00
FA200	2" flange x 2" flange	\$21.00
FA300 220	3" flange x 2" flange full port	\$54.00



<b>Flanged and Flanged Elbows</b>		
FEL200	2" flange x 2" flange	\$18.98
FEL220	2" flange full port x 2" flange full port	\$18.98



<b>Flanged Cross</b>		
FCR200	2" flange	\$56.00



<b>Flanged Tees</b>		
FT100 200	1" x 2" x 2" flanges	\$21.00
FT200	2" x 2" x 2" flanges	\$22.00
FT220	2" x 2" x 2" flanges full port	\$22.00



<b>Flanged and Male Pipe Threads</b>		
FA100 100MPT	1" flange x 1" MPT	\$3.32
FA200 125MPT	2" flange x 1 1/4" MPT	\$7.18
FA200 150MPT	2" flange x 1 1/2" MPT	\$7.18
FA200 200MPT	2" flange x 2" MPT	\$7.19
FA220 200MPT	2" flange full port x 2" MPT	\$8.10



<b>Flanged Ball Valves</b>		
MV100CF	1" full port	\$73.00
MV200CF	2"	\$102.00
MV220CF	2" full port	\$135.00



<b>Flanged 3-Way Ball Valves</b>		
FV200BLCF	2" 3-way, bottom load	\$129.00
FV220SLCF	2" 3-way, full port side load	\$191.00



<b>Stubby 2-Way Ball Valves</b>		
VSFHB 200	2" coupler x 2" hose barb	\$103.00
VSF204FP	2" coupler x 2" FPT	\$105.00
MVSF220FP	2" coupler x 2" flange	\$105.00
15673	3" coupler x 3" flange	\$187.00



### Flanged Strainers

<b>FLST150 50</b>	1 1/2" flange strainer w/screen	\$92.00
<b>11537</b>	Gasket (TeeJet®)	\$6.67
<b>14485</b>	Gasket (TeeJet®) bottom cap	\$4.19
<b>11538</b>	50 mesh screen (TeeJet®)	\$29.12
<b>LST150GV</b>	Gasket (Banjo®)	\$12.76
<b>LST1550</b>	50 mesh screen (Banjo®)	\$38.00



### Drop Free Check Valves

<b>DF12NTL</b>	1/2" nozzle elbow & check valve assembly	\$12.93
<b>DF12NTT</b>	1/2" nozzle tee & check valve assembly	\$12.93
<b>DF34NTL</b>	3/4" nozzle elbow & check valve assembly	\$12.93
<b>DF34NTT</b>	3/4" nozzle tee & check valve assembly	\$12.93
<b>DFDV</b>	Replacement Viton® Diaphragm	\$1.77
<b>DFCP</b>	Replacement Diaphragm Cap Assembly	\$5.31
<b>DFGE</b>	EPDM Tip Cap Gasket	\$0.72
<b>DFFD</b>	Floodjet Cap (red)	\$1.24
<b>DFFT</b>	Flat Cap (yellow)	\$1.24



### TeeJet® Nozzle Body Series for Disc, Planter Banding & Pressure Hose Kits

<b>10913</b>	1/2" single end nozzle assembly (less cap & gasket)	\$9.90
<b>10914</b>	1/2" single tee nozzle assembly (less cap & gasket)	\$9.90
<b>21953VI</b>	Replacement Diaphragm - Viton®	\$2.08
<b>21950 10PP</b>	Replacement Diaphragm - Cap Assembly	\$5.10



### TeeJet® Single Nozzle Body

<b>09147</b>	3/4" single end nozzle assembly (less cap & gasket)	\$11.66
<b>09148</b>	3/4" single tee nozzle assembly (less cap & gasket)	\$11.66
<b>09310</b>	1/2" single end nozzle assembly (less cap & gasket)	\$11.66
<b>09311</b>	1/2" single tee nozzle assembly (less cap & gasket)	\$11.66



### TeeJet® Triple Nozzle Body

<b>07782</b>	(360) Triple end	\$29.00
<b>15928</b>	(370) Nozzle assembly 3/4" hose barb (less cap & gasket)	\$32.00
<b>15929</b>	(370) Nozzle assembly 3/4" hose barb (less cap & gasket)	\$32.00
<b>21953VI</b>	Replacement Diaphragm - Viton®	\$2.08



### Caps & Gaskets for TeeJet® Nozzle Bodies

<b>07787</b>	Flat fan red cap w/ EPDM gasket	\$1.66
<b>07788</b>	Flat fan blue cap w/ EPDM gasket	\$1.66
<b>07789</b>	Flat fan brown cap w/ EPDM gasket	\$1.66
<b>07790</b>	Floodjet® green cap w/ EPDM gasket	\$38.00
<b>09692</b>	Air induction yellow cap w/ EPDM gasket	\$1.66
<b>19438EPR</b>	EPDM tip cap gasket	\$0.71



### Tool for TeeJet® Nozzle Bodies

<b>11632NY</b>	Cap Tool	\$9.10
----------------	----------	--------

### Spray Nozzle Accessories



### Nozzle Bodies

<b>NTL38</b>	3/8" Elbow (less cap)	\$3.08
<b>NTL12</b>	1/2" Elbow (less cap)	\$3.42
<b>NTL34</b>	3/4" Elbow (less cap)	\$3.41
<b>NTT38</b>	3/8" Tee (less cap)	\$3.16
<b>NTT12</b>	1/2" Tee (less cap)	\$3.42
<b>NTT34</b>	3/4" Tee (less cap)	\$4.61
<b>8027</b>	Nozzle Body Cap	\$1.33



### DEMCO Clamps

<b>10862</b>	Demco stainless steel boom clamp for TeeJet® nozzle. Fits square tube. Requires worm gear style hose clamp. (2 required)	ea.\$4.57
<b>B24H</b>	Worm gear all stainless steel hose clamp	\$2.41



### Diamond Boom Clamp Assemblies

<b>09792</b>	Demco stainless steel boom clamp for TeeJet® nozzle. Fits 3" diamond tube. Requires worm gear style hose clamp. (2 required)	ea.\$6.88
<b>B64H</b>	Worm gear all stainless steel hose clamp	\$3.50



### TeeJet® Vari-spacing Clamp assemblies

Vari-spacing stainless steel clamps for use on all dry boom Quick TeeJet® bodies.

<b>10902</b>	1" square boom clamp	\$8.38
<b>10903</b>	1 1/4" square boom clamp	\$8.72
<b>10904</b>	1 1/2" square boom clamp	\$8.72



### Square Boom Clamp Assemblies

For use with NTL or NTT nozzle fittings. Available in 1" or 1 1/4", for square boom tubing.

<b>B11 1</b>	1" square boom clamp	\$4.24
<b>B11 114</b>	1 1/4" square boom clamp	\$4.24



### Round Boom Clamp Assemblies

For use with NTL or NTT nozzle fittings. Available in 3/4" or 1", for round boom tubing.

<b>B11 34R</b>	3/4" round boom clamp	\$4.24
<b>B11 1R</b>	1" round boom clamp	\$4.24

# SPRAY TIPS COMPONENTS

**FullJet®**

**WIDE ANGLE FLAT SPRAY TIPS AND NOZZLES  
FLOODJET® TIPS AND NOZZLES**



TK & TKVS  
Floodjet Tip

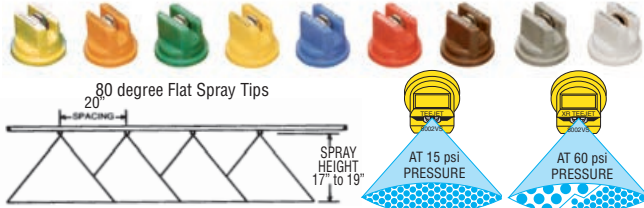
FloodJet® tips and nozzles project a wide angle spray pattern. They are designed for incorporating herbicides into the soil. These tips are recommended for suspension and slurry type chemicals at lower spraying pressures. Floodjet® tips produce coarser particle sprays to minimize drift. Boom heights should be adjusted to obtain the overlap which provides the most uniform distribution. Optimum coverage is achieved by overlapping adjacent spray patterns 50% on each side to obtain double coverage. TK floodjet® tips are available in brass or stainless steel with VisiFlo color coding. KSS floodjet® nozzles are available in stainless steel. Fits into 07790 cap assembly.

**TeeJet®**

**Flat spray tips  
80 & 110 degree SERIES**

Flat spray tips can be used for spraying herbicides, insecticides, fertilizers and other chemicals. Each tip produces a tapered edge spray pattern for uniform coverage where patterns overlap. Tips having an 80 degree spray pattern are available in brass, stainless steel, extended range color coded nylon with stainless steel orifice. Nozzle spacing is 20" and spray height is 17" to 19".

Fits into 07787, 07788 or 07789 cap assemblies.



**80 & 110 degree FLAT SPRAY TIPS  
(Based on 20" spacing)**

Tip No.	Liquid Pressure in PSI	Nozzle Capacity In GPM	Degree Spray Angle	Gallons Per Acre 40" Spacing					
				4 MPH	5 MPH	6 MPH	8 MPH	10 MPH	12 MPH
TK1 <sup>1</sup>	\$8.81	10 .10	80	3.7	3.0	2.5	1.9	1.5	1.2
TKSS1 <sup>4</sup>	\$11.32	20 .14	109	5.3	4.2	3.5	2.6	2.1	1.8
		30 .17	118	6.4	5.1	4.3	3.2	2.6	2.1
		40 .20	123	7.4	5.9	5.0	3.7	3.0	2.5
AN1.5 <sup>6</sup>	\$1.48	10 .15	85	5.6	4.5	3.7	2.8	2.2	1.9
TK1.5 <sup>1</sup>	\$8.81	20 .21	108	7.9	6.3	5.3	3.9	3.2	2.6
		30 .26	116	9.7	7.7	6.4	4.8	3.9	3.2
		40 .30	121	11.1	8.9	7.4	5.6	4.5	3.7
TK2 <sup>1</sup>	\$8.81	10 .20	95	7.4	5.9	5.0	3.7	3.0	2.5
TKVS2 <sup>2</sup>	\$15.88	20 .28	113	10.5	8.4	7.0	5.3	4.2	3.5
(Red)		30 .35	121	12.9	10.3	8.6	6.4	5.1	4.3
		40 .40	125	14.9	11.9	9.9	7.4	5.9	5.0
TK2.5 <sup>1</sup>	\$8.81	10 .25	110	9.3	7.4	6.2	4.6	3.7	3.1
TKVS2.5 <sup>2</sup>	\$15.88	20 .35	122	13.1	10.5	8.8	6.6	5.3	4.4
(Brown)		30 .43	126	16.1	12.9	10.7	8.0	6.4	5.4
		40 .50	129	18.6	14.9	12.4	9.3	7.4	6.2
TK3 <sup>1</sup>	\$8.81	10 .30	96	11.1	8.9	7.4	5.6	4.5	3.7
TKVS3 <sup>2</sup>	\$15.88	20 .42	112	15.8	12.6	10.5	7.9	6.3	5.3
(Gray)		30 .52	115	19.3	15.4	12.9	9.7	7.7	6.4
		40 .60	120	22	17.8	14.9	11.1	8.9	7.4
TK4 <sup>1</sup>	\$8.81	10 .40	107	14.9	11.9	9.9	7.4	5.9	5.0
TKVS4 <sup>2</sup>	\$15.88	20 .57	123	21	16.8	14.0	10.5	8.4	7.0
(White)		30 .69	125	26	21	17.2	12.9	10.3	8.6
		40 .80	129	30	24	19.6	14.9	11.9	9.9
TK5 <sup>1</sup>	\$8.81	10 .50	120	18.6	14.9	12.4	9.3	7.4	6.2
TKVS5 <sup>2</sup>	\$15.88	20 .71	128	26	21	17.5	13.1	10.5	8.8
(Lt. Blue)		30 .87	134	32	26	21	16.1	12.9	10.7
		40 1.0	137	37	30	25	18.6	14.9	12.4
TK7.5 <sup>1</sup>	\$8.81	10 .75	106	28	22	18.6	13.9	11.1	9.3
TKVS7.5 <sup>2</sup>	\$15.88	20 1.1	119	39	32	26	19.7	15.8	13.1
(Lt. Green)		30 1.3	125	48	39	32	24	19.3	16.1
		40 1.5	128	56	45	37	28	22	18.6
TK10 <sup>1</sup>	\$8.81	10 1.0	121	37	30	25	18.6	14.9	12.4
TKVS10 <sup>2</sup>	\$15.88	20 1.4	133	53	42	35	26	21	17.5
(Black)		30 1.7	136	64	51	43	32	26	21
		40 2.0	141	74	59	50	37	30	25
TK15 <sup>1</sup>	\$8.81	10 1.5	106	56	45	37	28	22	18.6
TKSS15 <sup>4</sup>	\$15.88	20 2.1	113	79	63	53	39	32	26
		30 2.6	117	96	77	64	48	39	32
		40 3.0	120	111	89	74	56	45	37
		10 2.0	113	74	59	50	37	30	25
TK20 <sup>1</sup>	\$8.81	20 2.8	122	105	84	70	53	42	35
TKSS20 <sup>4</sup>	\$15.88	30 3.5	126	129	103	86	64	51	43
		40 4.0	128	149	119	99	74	59	50
		10 3.0	104	111	89	74	56	45	37
TK30 <sup>1</sup>	\$8.81	20 4.2	110	158	126	105	79	63	53
TKSS30 <sup>4</sup>	\$15.88	30 5.2	113	193	154	129	96	77	64
		40 6.0	116	223	178	149	111	89	74

If the nozzle spacing on your boom is different than those in the chart above, you must multiply the tabulated or calculated GPA coverage by one of the conversion factors in the table below.

Where Tables are Based on 40" Nozzle Spacing									
Other Spacing	28"	30"	32"	34"	36"	38"	42"	44"	48"
Conversion Factor	1.43	1.33	1.25	1.18	1.11	1.05	.95	.91	.83

**PLUG TIP BLANKS**



To temporarily shut off selected nozzles, replace spray tips with these plug tips. Easy, quick way to change spacing of operating nozzles on boom.

Order No.	Price	Material
<b>3942SS</b>	\$0.96	Stainless Steel

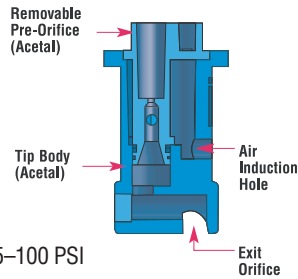
Tip No.	Liquid Pressure in PSI	Capacity 1 Nozzle In GPM	Gallons Per Acre						
			4 MPH	5 MPH	6 MPH	8 MPH	10 MPH	12 MPH	
800067 <sup>1</sup>	\$5.58	20 .05	3.5	2.8	2.4	2.0	1.8	1.4	1.2
		25 .055	3.9	3.2	2.6	2.3	2.0	1.6	1.3
		30 .06	4.3	3.5	2.9	2.5	2.2	1.7	1.4
		40 .067	5.0	4.0	3.3	2.8	2.5	2.0	1.7
		50 .07	5.6	4.5	3.7	3.2	2.8	2.2	1.9
		60 .08	6.1	4.9	4.1	3.5	3.1	2.4	2.0
8001 <sup>1</sup>	\$5.58	15 .06	4.6	3.6	3.0	2.6	2.3	1.8	1.5
XR8001VS <sup>2</sup>	\$9.31	20 .07	5.3	4.2	3.5	3.0	2.6	2.1	1.8
(Orange)		25 .08	5.9	4.7	3.9	3.4	2.9	2.4	2.0
		30 .09	6.4	5.1	4.3	3.7	3.2	2.6	2.1
		40 .10	7.4	5.9	5.0	4.2	3.7	3.0	2.5
		50 .11	8.3	6.6	5.5	4.7	4.2	3.3	2.8
		60 .12	9.1	7.3	6.1	5.2	4.6	3.6	3.0
80015 <sup>1</sup>	\$5.58	15 .09	6.7	5.5	4.5	3.9	3.4	2.7	2.2
		20 .11	7.9	6.3	5.3	4.5	3.9	3.2	2.6
		25 .12	8.8	7.0	5.9	5.0	4.4	3.5	2.9
XR80015VS <sup>2</sup>	\$9.31	30 .13	9.7	7.7	6.4	5.5	4.8	3.9	3.2
(Green)		40 .15	11.1	8.9	7.4	6.4	5.6	4.5	3.7
		50 .17	12.5	10.0	8.3	7.1	6.2	5.0	4.2
		60 .18	13.6	10.9	9.1	7.8	6.8	5.5	4.6
8002 <sup>1</sup>	\$5.58	15 .12	8.9	7.3	6.1	5.2	4.5	3.6	3.0
XR8002VS <sup>2</sup>	\$9.31	20 .14	10.5	8.4	7.0	6.0	5.3	4.2	3.5
(Yellow)		25 .16	11.7	9.4	7.8	6.7	5.9	4.7	3.9
		30 .17	12.9	10.3	8.6	7.4	6.4	5.1	4.3
XR11002VK <sup>6</sup>	\$7.19	40 .20	14.9	11.9	9.9	8.5	7.4	5.9	5.0
		50 .23	16.6	13.3	11.1	9.5	8.3	6.6	5.5
11002VP <sup>6</sup>	\$1.39	60 .25	18.2	14.6	12.1	10.4	9.1	7.3	6.1
8003 <sup>1</sup>	\$5.58	15 .18	13.4	10.9	9.1	7.8	6.8	5.4	4.5
		20 .21	15.8	12.6	10.5	9.0	7.9	6.3	5.3
		25 .24	17.6	14.1	11.7	10.1	8.8	7.0	5.9
XR8003VS <sup>2</sup>	\$9.31	30 .26	19	15.4	12.9	11.0	9.7	7.7	6.4
(Blue)		40 .30	22	17.8	14.9	12.7	11.1	8.9	7.4
XR11003VK <sup>6</sup>	\$7.19	50 .34	25	19.9	16.6	14.2	12.5	10.0	8.3
		60 .37	27	22	18.2	15.6	13.6	10.9	9.1
		15 .24	17.8	14.5	12.1	10.4	9.1	7.2	6.0
8004 <sup>1</sup>	\$5.58	20 .28	21	16.8	14.0	12.0	10.5	8.4	7.0
		25 .32	23	18.8	15.7	13.4	11.7	9.4	7.8
XR8004VS <sup>2</sup>	\$9.31	30 .35	26	21	17.2	14.7	12.9	10.3	8.6
(Red)		40 .40	30	24	19.8	17.0	14.9	11.9	9.9
XR11004VK <sup>6</sup>	\$7.19	50 .45	33	27	22	19.0	16.6	13.3	11.1
		60 .49	36	29	24	21	18.2	14.6	12.1
		15 .31	23	18.2	15.2	13.0	11.4	9.2	7.7
8005 <sup>1</sup>	\$5.58	20 .35	26	21	17.5	15.0	13.1	10.5	8.8
		25 .40	29	23	19.6	16.8	14.7	11.7	9.8
		30 .43	32	26	21	18.4	16.1	12.9	10.7
XR8005VS <sup>2</sup>	\$9.31	40 .50	37	30	25	21	18.6	14.9	12.4
(Brown)		50 .56	42	33	28	24	21	16.6	13.8
XR11005VK <sup>6</sup>	\$7.19	60 .61	45	36	30	26	23	18.2	15.2
		15 .37	28	22	18.2	15.6	13.6	11.0	9.2
8006 <sup>1</sup>	\$5.58	20 .42	32	25	21	18.0	15.8	12.6	10.5
		25 .47	35	28	23	20	17.6	14.1	11.7
XR8006VS <sup>2</sup>	\$9.31	30 .52	39	31	26	22	19.3	15.4	12.9
(Gray)		40 .60	45	36	30	25	22	17.8	14.9
XR11006VK <sup>6</sup>	\$7.19	50 .67	50	40	33	28	25	19.9	16.6
		60 .74	55	44	36	31	27	22	18.2
		15 .49	36	29	24	21	18.2	14.6	12.2
8008 <sup>1</sup>	\$5.58	20 .57	42	34	28	24	21	16.8	14.0
		25 .63	47	38	31	27	23	18.8	15.7
		30 .69	52	41	34	29	26	21	17.2
XR8008VS <sup>2</sup>	\$9.31	40 .80	59						



## Turbo TeeJet® Induction

- All acetal construction for excellent chemical and wear resistance
- Compact size to prevent tip damage
- Removable pre-orifice for fast and easy cleaning
- Large, round passages to minimize plugging
- Tapered flat spray pattern
- Patented orifice design
- Large droplets are produced through a venturi air aspirator resulting in less drift
- Wide operating pressure range of 15–100 PSI
- Fits into 09692 cap assembly

**TT1100\_\_VP SPRAY TIP (Cross Section View)**


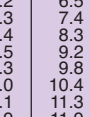


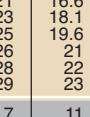




## TeeJet® StreamJet® Tips

Stainless Steel for Banding Fertilizers

- Permits banding fluids at high rig speeds.
- Large orifices with no internal obstructions permit non-clogging suspension applications.
- Lower drift potential.



	PSI	CAPACITY (1) NOZZLE IN GPM	Gallons per acre (20" nozzle spacing)					
			5 mph	6 mph	8 mph	10 mph	12 mph	15 mph
 TT11002VP (100 Mesh) \$9.74	15	0.12	7.1	5.9	4.5	3.6	3.0	2.4
	20	0.14	8.3	6.9	5.2	4.2	3.5	2.8
	30	0.17	10.1	8.4	6.3	5.0	4.2	3.4
	40	0.20	11.9	9.9	7.4	5.9	5.0	4.0
	50	0.22	13.1	10.9	8.2	6.5	5.4	4.4
	60	0.24	14.3	11.9	8.9	7.1	5.9	4.8
	70	0.26	15.4	12.9	9.7	7.7	6.4	5.1
	80	0.28	16.6	13.9	10.4	8.3	6.9	5.5
	90	0.30	17.8	14.9	11.1	8.9	7.4	5.9
	100	0.32	19.0	15.8	11.9	9.5	7.9	6.3
 TT110025VP (50 Mesh) \$9.74	15	0.15	8.9	7.4	5.6	4.5	3.7	3.0
	20	0.18	10.7	8.9	6.7	5.3	4.5	3.6
	30	0.22	13.1	10.9	8.2	6.5	5.4	4.4
	40	0.25	14.9	12.4	9.3	7.4	6.2	5.0
	50	0.28	16.6	13.9	10.4	8.3	6.9	5.5
	60	0.31	18.4	15.3	11.5	9.2	7.7	6.1
	70	0.33	19.6	16.3	12.3	9.8	8.2	6.5
	80	0.35	21	17.3	13.0	10.4	8.7	6.9
	90	0.38	23	18.8	14.1	11.3	9.4	7.5
	100	0.40	24	19.8	14.9	11.9	9.9	7.9
 TT11003VP (50 Mesh) \$9.74	15	0.18	10.7	8.9	6.7	5.3	4.5	3.6
	20	0.21	12.5	10.4	7.8	6.2	5.2	4.2
	30	0.26	15.4	12.9	9.7	7.7	6.4	5.1
	40	0.30	17.8	14.9	11.1	8.9	7.4	5.9
	50	0.34	20	16.8	12.6	10.1	8.4	6.7
	60	0.37	22	18.3	13.7	11.0	9.2	7.3
	70	0.40	24	19.8	14.9	11.9	9.9	7.9
	80	0.42	25	21	15.6	12.5	10.4	8.3
	90	0.45	27	22	16.7	13.4	11.1	8.9
	100	0.47	28	23	17.4	14.0	11.6	9.3
 TT11004VP (50 Mesh) \$9.74	15	0.24	14.3	11.9	8.9	7.1	5.9	4.8
	20	0.28	16.6	13.9	10.4	8.3	6.9	5.5
	30	0.35	21	17.3	13.0	10.4	8.7	6.9
	40	0.40	24	19.8	14.9	11.9	9.9	7.9
	50	0.45	27	22	16.7	13.4	11.1	8.9
	60	0.49	29	24	18.2	14.6	12.1	9.7
	70	0.53	31	26	19.7	15.7	13.1	10.5
	80	0.57	34	28	21	16.9	14.1	11.3
	90	0.60	36	30	22	17.8	14.9	11.9
	100	0.63	37	31	23	18.7	15.6	12.5
 TT11005VP (50 Mesh) \$9.74	15	0.31	18.4	15.3	11.5	9.2	7.7	6.1
	20	0.35	21	17.3	13.0	10.4	8.7	6.9
	30	0.43	26	21	16.0	12.8	10.6	8.5
	40	0.50	30	25	18.6	14.9	12.4	9.9
	50	0.56	33	28	21	16.6	13.9	11.1
	60	0.61	36	30	23	18.1	15.1	12.1
	70	0.66	39	33	25	19.6	16.3	13.1
	80	0.71	42	35	26	21	17.6	14.1
	90	0.75	45	37	28	22	18.6	14.9
	100	0.79	47	39	29	23	19.6	15.6
 TT11006VP (50 Mesh) \$9.74	15	0.37	22	18.3	13.7	11	9.2	7.3
	20	0.42	25	21	15.6	12.5	10.4	8.3
	30	0.52	31	26	19.3	15.4	12.9	10.3
	40	0.60	36	30	22	17.8	14.9	11.9
	50	0.67	40	33	25	19.9	16.6	13.3
	60	0.73	43	36	27	22	18.1	14.5
	70	0.79	47	39	29	23	19.6	15.6
	80	0.85	50	42	32	25	21	16.8
	90	0.90	53	45	33	27	22	17.8
	100	0.95	56	47	35	28	24	18.8
 TT11008VP (50 Mesh) \$9.74	15	0.49	29	24	18.2	14.6	12.1	9.7
	20	0.57	34	28	21	16.9	14.1	11.3
	30	0.69	41	34	26	20	17.1	13.7
	40	0.80	48	40	30	24	19.8	15.8
	50	0.89	53	44	33	26	22	17.6
	60	0.98	58	49	36	29	24	19.4
	70	1.06	63	52	39	31	26	21
	80	1.13	67	56	42	34	28	22
	90	1.20	71	59	45	36	30	24
	100	1.26	75	62	47	37	30	25

	LIQUID PRESSURE PSI	CAPACITY (1) NOZZLE IN GPM	Gallons per acre (30" nozzle spacing)					
			4 mph	6 mph	8 mph	10 mph	12 mph	14 mph
15408 \$19.72	10	0.20	9.9	6.6	5.0	4.0	3.3	2.8
	20	0.28	13.9	9.2	6.9	5.5	4.6	4.0
	30	0.35	17.3	11.6	8.7	6.9	5.8	5.0
	40	0.40	19.8	13.2	9.9	7.9	6.6	5.7
15409 \$19.72	10	0.30	14.9	9.9	7.4	5.9	5.0	4.2
	20	0.42	21	13.9	10.4	8.3	6.9	5.9
	30	0.52	26	17.2	12.9	10.3	8.6	7.4
	40	0.60	30	19.8	14.9	11.9	9.9	8.5
15410 \$19.72	10	0.40	19.8	13.2	9.9	7.9	6.6	5.7
	20	0.57	28	18.8	14.1	11.3	9.4	8.1
	30	0.69	34	23	17.1	13.7	11.4	9.8
	40	0.80	40	26	19.8	15.8	13.2	11.3
15411 \$19.72	10	0.50	25	16.5	12.4	9.9	8.3	7.1
	20	0.71	35	23	17.6	14.1	11.7	10.0
	30	0.87	43	29	22	17.2	14.4	12.3
	40	1.00	50	33	25	19.8	16.5	14.1
15412 \$19.72	10	0.75	37	25	19	14.9	12.4	10.6
	20	1.06	52	35	26	21	17.5	15.0
	30	1.30	64	43	32	26	21	18.4
	40	1.50	74	50	37	30	25	21
15413 \$19.72	10	1.00	50	33	25	19.8	16.5	14.1
	20	1.41	70	47	35	28	23	19.9
	30	1.73	86	57	43	34	29	24
	40	2.00	99	66	50	40	33	28

### Variable Rate Metering Orifice



	LIQUID PRESSURE PSI	CAPACITY (1) NOZZLE IN GPM	Gallons per acre (30" nozzle spacing)				
			4 mph	5 mph	6 mph	8 mph	10 mph
15793 \$38.00	10	0.13	6.4	5.1	4.3	3.2	2.6
	20	0.21	10.3	8.2	6.9	5.1	4.1
	30	0.28	13.7	10.9	9.1	6.8	5.5
	40	0.35	17.3	13.9	11.6	8.7	6.9
	50	0.44	22	17.3	14.4	10.8	8.6
	60	0.53	26	21	17.6	13.2	10.6
	70	0.64	32	26	21	15.9	12.8
	80	0.77	38	30	25	19.1	15.2
	90	0.90	45	36	30	22	17.8

# SPRAY TIPS COMPONENTS

The 5880 BoomJet® Nozzle combines two off-center tips and three VeeJet nozzles to produce an overall wide swath flat spray. Nozzle assembly provides a good distribution for the wide pattern coverage obtained. Supplied with one additional 1/4" NPT pipe plug and one blank tip for setting BoomJet® to spray to one side only. Type 5880 also has a 1/4" NPT pressure gauge port. 3/4" NPT inlet.



W = Maximum effective coverage with nozzle mounted at 36" height.



BoomJet® Nozzle No.	OC Tips (Two)	VeeJet Top Nozzles (Two)	VeeJet Bottom Nozzle	Liquid Pressure psi	Total Capacity GPM	"W" in feet	Gallons Per Acre				
							4 mph	5 mph	7.5 mph	10 mph	15 mph
5880 3/4 2TOC06 \$347.00	#6733-OC06	H1/4VV-1506	H1/4VVL-9502 with 50 mesh strainer	20	1.84	33.5	6.8	5.4	3.6	2.7	1.8
				30	2.25	34.0	8.2	6.6	4.4	3.3	2.2
				40	2.60	34.5	9.3	7.5	5.0	3.7	2.5
5880 3/4 2TOC10 \$347.00	OC10	H1/4U-0508HE	H1/4VVL-11004 with 50 mesh strainer	20	2.83	39.5	8.9	7.1	4.7	3.5	2.4
				30	3.46	40.0	10.7	8.6	5.7	4.3	2.9
				40	4.00	40.5	12.2	9.8	6.5	4.9	3.3
5880 3/4 2TOC20 \$389.00	OC20	H1/4U-0520HE	H1/4VVL-9506 with 50 mesh strainer	20	6.08	47.0	16.0	12.8	8.5	6.4	4.3
				30	7.45	50.0	18.4	14.8	9.8	7.4	4.9
				40	8.60	52.0	20.0	16.4	10.9	8.2	5.5
5880 3/4 2TOC40 \$389.00	OC40	H1/4U-0540HE	H1/4U-9510	20	12.0	56.0	27.0	21.0	14.1	10.6	7.1
				30	14.7	60.0	30.0	24.0	16.2	12.1	8.1
				40	17.0	63.0	33.0	27.0	17.8	13.4	8.9

## TeeJet®

### METERING ORIFICES

**Note:** Always insert orifice plate with side marked with number facing the outlet.

MATERIAL: Stainless Steel

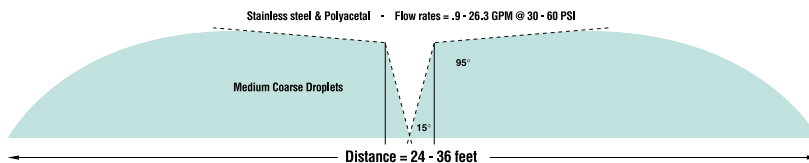
Chart is based on water with flow regulator on 30" row spacing.



Orifice No.	Pressure in PSI	Capacity in GPM	Gallons Per Acre				
			3 MPH	4 MPH	5 MPH	6 MPH	8 MPH
4916 29 \$4.41	10	.054	3.5	2.6	2.1	1.8	1.3
	20	.076	5.0	3.8	3.0	2.5	1.8
	30	.093	6.1	4.6	3.6	3.0	2.3
	40	.108	7.0	5.3	4.2	3.6	2.6
4916 35 \$4.41	10	.078	5.1	3.8	3.1	2.6	1.9
	20	.111	7.3	5.4	4.4	3.6	2.7
	30	.136	8.8	6.7	5.3	4.4	3.3
	40	.156	10.3	7.7	6.2	5.1	3.8
4916 40 \$4.41	10	.102	6.7	5.0	4.0	3.4	2.5
	20	.144	9.4	7.1	5.7	4.7	3.6
	30	.177	11.6	8.6	6.9	5.8	4.4
	40	.204	13.3	10.0	8.1	6.7	5.0
4916 46 \$4.41	10	.135	8.8	6.6	5.3	4.4	3.3
	20	.191	12.5	9.4	7.5	6.2	4.7
	30	.233	15.2	11.4	9.2	7.7	5.7
	40	.270	17.6	13.2	10.6	8.8	6.6
4916 52 \$4.41	10	.167	11.0	8.2	6.5	5.5	4.1
	20	.237	15.2	11.6	9.3	7.7	5.8
	30	.290	19.1	14.5	11.4	9.5	7.1
	40	.334	21.9	16.4	13.1	11.0	8.2
4916 59 \$4.41	10	.216	13.9	10.6	8.5	7.1	5.3
	20	.306	19.8	15.2	12.0	10.0	7.5
	30	.375	24.4	18.5	14.5	11.9	9.2
	40	.432	27.7	21.3	17.0	14.1	10.6

Orifice No.	Pressure in PSI	Capacity in GPM	Gallons Per Acre				
			3 MPH	4 MPH	5 MPH	6 MPH	8 MPH
4916 65 \$4.41	10	.261	17.2	12.8	10.2	8.5	6.4
	20	.369	24.4	17.8	14.5	12.1	9.0
	30	.452	29.7	22.4	17.8	14.5	11.1
	40	.522	34.3	25.6	20.5	17.0	12.8
4916 70 \$4.41	10	.306	19.8	15.2	12.0	10.0	7.5
	20	.432	28.4	21.1	17.2	13.9	10.6
	30	.530	34.3	25.7	20.5	17.2	13.0
	40	.612	39.6	30.4	24.0	19.9	15.0
4916 75 \$4.41	10	.347	22.4	17.2	13.9	11.4	8.5
	20	.491	32.3	23.8	19.1	15.8	12.0
	30	.601	39.6	29.7	23.8	19.8	14.5
	40	.694	44.9	34.3	27.7	22.7	17.0
4916 80 \$4.41	10	.396	25.7	19.1	15.8	12.9	9.7
	20	.561	37.0	27.7	21.8	18.5	13.9
	30	.687	44.9	33.7	27.1	22.4	16.5
	40	.792	51.5	38.3	31.7	25.9	19.4
4916 89 \$4.41	10	.490	26.4	23.8	19.1	15.8	12.0
	20	.693	45.5	33.7	27.1	22.4	17.2
	30	.849	55.4	41.6	33.0	27.7	21.1
	40	.980	64.7	47.5	38.3	31.7	24.0
4916 95 \$4.41	10	.572	37.6	27.7	22.4	18.5	13.9
	20	.808	52.8	39.6	31.7	26.4	19.8
	30	.990	64.7	48.8	38.9	32.3	24.4
	40	1.144	75.2	55.4	44.9	37.0	27.7
4916 107 \$4.41	10	.735	48.2	36.3	29.0	23.8	17.8
	20	1.04	68.0	50.8	40.9	33.7	25.7
	30	1.27	83.2	62.7	50.2	41.6	31.0
	40	1.47	96.4	72.6	58.1	47.5	35.6

## Hypro® Boom X Tender



- FC-XT010** (Yellow/Green) \$69.00
- FC-XT015** (Light Green) \$69.00
- FC-XT020** (Blue) \$69.00

\*All swaths and flow rates are based on tests conducted at 40 psi with nozzles parallel to the ground and 48-inches high while stationary. Changes in spray height, operating pressure, mounting angle, and application speed will influence swath width.

X Tender Boom Nozzles for Broadcast Applications					
Tip #	psi	gpm	Application Rate GPA		
			4 mph	5 mph	6 mph
XT010	30	0.9	7	5.6	4.6
	40	1.0	7.7	6.2	5.2
	50	1.1	8.5	6.8	5.7
XT015	30	1.2	9.3	7.4	6.2
	40	1.3	10.9	8.7	7.3
	50	1.5	12.5	10.0	8.3
XT020	30	1.7	13.7	11.0	9.2
	40	1.8	15.0	12.0	10.0
	50	2.0	16.0	12.8	10.7
60	2.4	17.5	14.0	11.6	

### STRAINERS



### STRAINER

Strainer is three part assembly consisting of body, cap and screen. Stainless steel screens in 50 and 100 mesh size.

TeeJet® Strainer No.	Strainer Body & Cap Material	Mesh Screen Material
8079NY	Polypropylene	Stainless Steel - 50
8079NY100	Polypropylene	Stainless Steel - 100

### STRAINER & BALL CHECK

Prevents nozzle dripping, fits all TeeJet® nozzles. Ball check opens at 5 PSI. Recommended for flow rates up to 0.8 GPM 50 and 100 mesh screens.

Check Valve No.	Body and Cap Screw Material	Mesh Screen Material
4193APP50	Polypropylene	Stainless Steel
4193APP100	Polypropylene	Stainless Steel

## Technical Information

### Useful Formulas

$$\text{GPM (Per Nozzle)} = \frac{\text{GPA} \times \text{MPH} \times \text{W}}{5,940}$$

$$\text{GPA} = \frac{5,940 \times \text{GPM (Per Nozzle)}}{\text{MPH} \times \text{W}}$$

GPM — Gallons Per Minute

GPA — Gallons Per Acre

mph — Miles Per Hour

W — Nozzle spacing (in inches) for broadcast spraying  
— Spray width (in inches) for single nozzle, band spraying or boomless spraying.

Row spacing (in inches) divided by the number of nozzles per row for directed spraying.

### Measuring Travel Speed

Measure a test course in the area to be sprayed or in an area with similar surface conditions. Minimum lengths of 100 and 200 feet are recommended for measuring speeds up to 5 and 10 mph respectively. Determine the time required to travel the test course. To help ensure accuracy, conduct the speed check with a loaded sprayer and select the engine throttle setting and gear that will be used when spraying. Repeat the above process and average the times that were measured. Use the following equation or the table below to determine ground speed.

$$\text{Speed (mph)} = \frac{\text{Distance (ft)} \times 60}{\text{Time (seconds)} \times 88}$$

Weight of solution	Specific Gravity	Conversion Factor
7.0 lbs. per gallon	.84	.92
8.0 lbs. per gallon	.96	.98
8.34 lbs. per gallon — WATER	1.00	1.00
9.0 lbs. per gallon	1.08	1.04
10.0 lbs. per gallon	1.20	1.10
10.65 lbs. per gallon — 28% Nitrogen	1.28	1.13
11.0 lbs. per gallon	1.32	1.15
12.0 lbs. per gallon	1.44	1.20
14.0 lbs. per gallon	1.68	1.30

### Tractor Speeds

Speed in mph (Miles Per Hour)	Time Required in SECONDS to Travel a Distance of:		
	100 Feet	200 Feet	300 Feet
3.0	23	45	68
3.5	20	39	58
4.0	17	34	51
4.5	15	30	45
5.0	14	27	41
6.0	—	23	34
7.0	—	19	29
7.5	—	18	27
8.0	—	17	26
9.0	—	15	23

### Tips Don't Last Forever!

There is sufficient evidence that spray tips may be the most neglected component in today's farming...yet they are among the most critical of items in proper application of valuable agricultural chemicals.

For example, a 10 percent overapplication of chemical on a twice-sprayed 1000-acre farm could represent a loss of \$2,000-\$10,000 based on today's chemical investments of \$10.00-\$50.00 per acre. This does not take into account potential crop damage.

# SPECIAL INFORMATION

## PRICES & SPECIFICATIONS

All prices and specifications are subject to change without notice. All shipments are billed at price prevailing at time of shipments. ALL PRICES F.O.B. BOYDEN OR SPENCER, IOWA OR AS DESIGNATED IN THIS CATALOG.

## TERMS

Customers desiring credit must have good rating or furnish satisfactory reference before shipment will be made, otherwise all orders will be shipped C.O.D. No cash discounts allowed with C.O.D. shipments.

## ORDERING

Prospective customers requesting open account status will be required to complete a Demco/Maurer credit application. If open terms cannot be approved, other means of payment will be considered. Please furnish a completed Demco/Maurer credit application with your first order.

## SHIPMENTS

Our merchandise is carefully packed and thoroughly inspected before leaving our factory. Responsibility for its safe delivery is assumed by the carrier upon acceptance of the shipment. Claims for loss or damage sustained in transit must therefore be made upon the delivering carrier as follows:

**CONCEALED LOSS OR DAMAGE** - Concealed loss or damage means loss or damage which does not become apparent until the merchandise has been unpacked. The contents may be damaged in transit due to rough handling even though the carton may not show external damage. When the damage is discovered upon unpacking, make a written request for inspection by the carrier's agent within 15 days of the delivery date. Then file a claim with the carrier, since such damage is the carrier's responsibility.

**VISIBLE LOSS OR DAMAGE** - Any external evidence of loss or damage must be noted on the freight bill or express receipt, and signed by the carrier's agent. Failure to adequately describe such external evidence of loss or damage may result in the carrier refusing to honor a damage claim. The form required to file a claim will be supplied by the carrier.

## SHIPPING ERRORS

Shipping errors resulting in shortages or goods ordered incorrectly by the customer, must be reported to Demco or Maurer Mfg. within 10 days after receipt of merchandise.

## PICK UP ORDERS

All orders picked up and signed for by the customer or customer's agent at the Boyden or Spencer, Iowa plant are considered complete as signed. Customer will receive a copy of signed order at time of loading.

## PARCEL POST, U.P.S., FEDERAL EXPRESS & FREIGHT

Due to the special packing and handling on Parcel Post and United Parcel shipments, a combined shipping and handling fee will be charged on each carton. Weight limitations are as follows:

Parcel Post = 70 lbs.

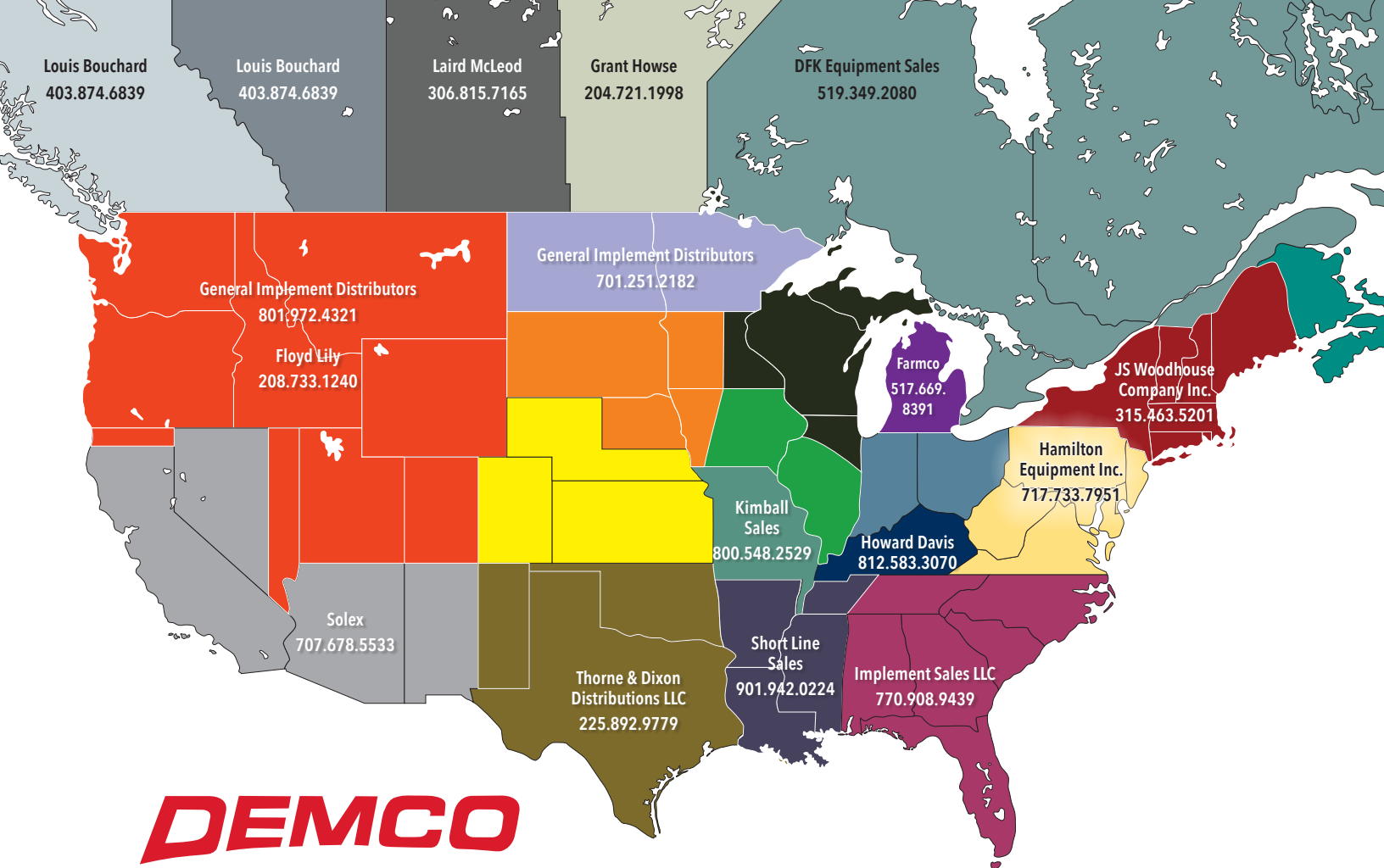
UPS = 150 lbs.

Federal Express = 150 lbs. - per carton.

A pallet charge is added on all freight orders.

## RETURNS

NO GOODS ARE TO BE RETURNED WITHOUT A RETURNED GOODS AUTHORIZATION NUMBER AND INVOICE NUMBER. When your order has been filled correctly, the concerned party returning goods must in all cases pay freight, the cost of handling and a 25% restocking charge. All goods to be returned are to be in first class condition. Additional charges will be made for goods returned in other than first class condition.



# DEMCO

## SALES STAFF



### Chris Currans

Territory Manager/East Iowa (East of Hwy 71) & Central Illinois  
 (515) 708-1147  
[chris.currans@demco-products.com](mailto:chris.currans@demco-products.com)



### Scott Scherbring

Territory Manager/Southeast Minnesota, Wisconsin & Northern Illinois  
 (507) 272-5950  
[scott.scherbring@demco-products.com](mailto:scott.scherbring@demco-products.com)



### Mike Niska

Territory Manager/Indiana & Ohio  
 (517) 204-3887  
[mike.niska@demco-products.com](mailto:mike.niska@demco-products.com)



### Brian Tonniges

Territory Manager/Southern Nebraska, Kansas, & Eastern Colorado  
 (308) 390-1400  
[brian.tonniges@demco-products.com](mailto:brian.tonniges@demco-products.com)



### Ed Stoel

Territory Manager/Southwest Minnesota, South Dakota, NE Nebraska, & Western Iowa (West of Hwy 71)  
 (507) 220-3312  
[ed.stoel@demco-products.com](mailto:ed.stoel@demco-products.com)







# **DEMCO**

## **We've been time tested and proven...**

Back in 1950, Robert Dethmers started Dethmers Manufacturing Company in a corner of an implement dealership. One of his first products was fertilizer application equipment for the agricultural industry.

Today, as Demco continues to grow, our tradition of building quality products, employing talented, industrious people and providing attentive service remains. Our sales staff along with our dealers and distributors across the United States, Canada and the world carry on the standard.

Meeting the challenges and opportunities of changing times has produced growth in product lines. Our products are engineered and constructed with the best of materials and the latest in manufacturing technology, then tested beyond recommendations, pushing the product to its limit before the Demco name goes on. Our reputation was built on quality and dependability and we continue by being tougher on the product than the consumer.

**1.800.543.3626 • [demco-products.com](http://demco-products.com)**