



2018 SPRAYER CATALOG

Doing Our Best to Provide You the Best

www.demco-products.com



Lawn & Garden Sprayers || Field Sprayers || Tractor Mounted Sprayers
Booms || Fertilizer Equipment || Components

LAWN & GARDEN SPRAYERS

14/25 Gallon	1
40 Gallon	2
60 Gallon	3
80 Gallon	4
110/150 Gallon.	5
150/200 Gallon.	6

FIELD SPRAYERS

300 Gallon	7-8
500 Gallon	9-10
850-45, 60, 66'	11-12
1050-45, 60, 66'	13-14
1050-80/90'/1250-80/90'	15-16
SideQuest® 1200 Gallon-80/90'	17-18

Fertilizer Applicators

Pull Type Fertilizer Applicator	19-20
40' Three Point Fertilizer Applicator	21-22

TRACTOR MOUNTED SPRAYERS

Tractor mount Quick Fit List	23-26
SideQuest® Side Mounts 1200 Gallon	27
SideQuest® Side Mounts 700 & 1000 Gallon.	28-29
SideQuest® Side Mounts 4WD	30
Side Mounts "Quick Tach" 400, 500 & 600 Gallon	31-33
Rear Mount 600 Gallon.	34
Rear Mount 300, 400 & 500 Gallon	35
Rear Mount 150 & 200 Gallon	36

BOOMS

Booms (80", 12' & 18')	37
Truss-T Booms (21', 30' & 40')	37
Truss Booms (30' & 45')	38
Manual Fold Floating Booms (45' & 60')	39
Hydraulic X-Fold Booms (45' & 60')	40

FERTILIZER EQUIPMENT

Lil' Thumper Piston Pumps	41-42
Piston Pumps Parts	43-44

COMPONENTS

Tanks & Saddles	45-46
Tank Accessories	47
Foam Markers	48
Chemical Loading Devices	48
Sprayer Controls	49-50
Pumps	51-54
Parts	55-59
Spray Nozzle Accessories	60-64



Dear Customer,

Over the years we've been printing catalogs to help customers like you purchase quality Demco products. Every item in this catalog reflects our commitment to quality, durability, efficiency and value.

Our new 2017 Farm Equipment Catalog is specifically designed to help you configure and price items and to avoid much of the confusion related to choosing features available on specific implement models. You'll find an ordering procedure (gray header bar) at the top of each chart to help you gather all the features you need to make a successful and hassle free order.

If you have any questions on availability or compatibility to your application, call us at **1-800-543-3626**. We'll be glad to answer any questions. We're committed to your full satisfaction. It's just part of ...

"Doing our best to provide you the best".

The Demco logo, featuring the word 'Demco' in a stylized, red, cursive font.

INSIDE SALES SUPPORT STAFF

If you have questions about Demco Products . . .

We have the answers

Our *Inside Sales Support Staff* has the experience and knowledge to help guide you through purchasing decisions with complete and accurate information.

When it comes to questions about Demco Products . . .
we have the answers.

Call us: **800-543-3626**

Or e-mail us: **sales@demco-products.com**



Verlyn
Keninger
RV Sales

Karl
Johnson
Sales

Kevin
Rosenboom
Sales

Carter
Johnsen
Sales

Brian
Van Der Vliet
Sales

Kenny
Kruse
Sales

Troy
Woelber
Sales

Benji Vande
Griend
*Ag Products Sales
Manager*

Josh
Jaspers
Sales

Jerry
Sandbulte
*Ag/Lawn and Gar-
den Sales*

Bob
Netten
Ag Sales

Scott
Johnsen
*Call Center
Manager*

Demco

Doing Our Best to Provide You the Best



Ardell Niemeyer
Shipping Supervisor



Doing Our Best to Provide You the Best

Contact Demco
800-543-3626

Travis Welkholowa
780-318-0442

Ag Rep Inc.
204-725-9211

General Implement Distributors
801-972-4321

Floyd Lilly
208-733-1240

Solex
707-678-5533

Scott Scherbring

Territorial Manager

Cell phone: 507-272-5950

E-mail: scott.scherbring@demco-products.com



Ed Stoel

Territorial Manager

Cell phone: 507-220-3312

E-mail: ed.stoel@demco-products.com



Chris Currans

Territorial Manager

Cell phone: 515-708-1147

E-mail: chris.currans@demco-products.com



Brian Tonniges

Territorial Manager

Cell phone: 308-390-1400

E-mail: brian.tonniges@demco-products.com



Denny Menefee

Territorial Manager

Cell phone: 812-593-4589

E-mail: denny.menefee@demco-products.com



**Grant
Howse**
204-721-1998

DFK Equipment Sales
519-349-2080

**General Implement
Distributors**
701-251-2182

Farmco
517-669-8391

**J S
Woodhouse
Company Inc**
315-463-5201

**Maritime
Farm Supply**
506-857-3134

**Hamilton
Equipment
Inc**
717-733-7951

**Pete Kimball
Sales**
800-548-2529

Howard Davis
812-583-3070

**Short Line
Sales**
901-942-0224

Implement Sales LLC
770-908-9439

Lonestar Sales
903-348-1046



14 Gallon PRO SERIES



Features

- 14 gallon tank with 5" fillwell and 1/2" outlet.
- Two formed steel channels bolt directly to the bottom of the tank. The rear bracket is used for the boom installation.
- 15" spray gun with adjustable nozzle. 15' lead hose (380RB).
- 12 volt continuous duty motor with a diaphragm pump with Viton® valves. Draws 4.7 amps @ 30 PSI (SM14 - 1.8 GPM)(SM314 - 3 GPM).

- 3 GPM pump includes pressure gauge and regulator.
- 80" spray boom with 2 nozzles.
- 144" spray boom with 4 nozzles has spring loaded boom breakaway.
- Two booms available, all with spray nozzles and height adjustment to get correct spray pattern overlap.

NOTE: All 14 gallon sprayers are partially preassembled.

HOW TO ORDER 1. Choose desired Sprayer/Pump Model 2. Choose appropriate Accessories



Model and Pump

14 Gallon Skid Mount, No Boom, 1.8 GPM electric pump	SM14	38 lbs.	\$447.00
14 Gallon Skid Mount, No Boom, 3 GPM electric pump, pressure gauge & regulating valve	SM314	43 lbs.	\$562.00



Accessories

Universal Mounting Brackets for ATV cargo rack	HYMB	2 lbs.	\$52.00
80" Two Nozzle Boom Assembly (40" spacing)	80B10	15 lbs.	\$129.00
144" Four Nozzle Boom Assembly (40" spacing)	144B14	33 lbs.	\$292.00
Tank, Frame, Mounting Brackets and Plumbing for two tank hookup on one ATV	EX14KT	30 lbs.	\$221.00

25 Gallon PRO SERIES

Features

- 25 gallon tank with 5" fillwell and 1/2" outlet with agitation.
- Electric motor with a diaphragm pump and Viton® valves. Draws 9 amps @ 20 PSI (delivers 5 GPM). 35 PSI maximum spraying pressure.
- Heavy duty tube steel welded frame fits most ATV's. Tie down straps make mounting easy.
- 18" handgun with adjustable nozzle. 15' lead hose.
- Plumbing includes pressure gauge & regulator.
- 12' and 18' booms feature floodjet tips and spring loaded boom wing breakaway. 10 GPA at 4 MPH output.
- 21' or 30' Truss-T booms feature vertical and horizontal boom breakaway with 20" nozzle spacing.

Note: Do not exceed manufacturer's load limit.

Note: All 25 gallon ATV sprayers are partially preassembled.



HOW TO ORDER 1. Choose desired Sprayer/Pump Model 2. Choose appropriate Boom 3. Choose appropriate Accessories



Model and Pump

25 Gallon rear ATV Mount, 5 GPM electric pump, pressure gauge & regulating valve	9464047	74 lbs.	\$822.00
--	----------------	---------	----------



Boom with Plumbing

12' Boom (1 section)(4 nozzles)(40" spacing)	DB12	27 lbs.	\$237.00
18' Boom (1 section)(6 nozzles)(40" spacing)	DB18	38 lbs.	\$334.00
21' Truss-T boom (1 section)(13 nozzles) See Components Section for tips	DB21TDF	85 lbs.	\$970.00
30' Truss-T boom (1 section)(19 nozzles) See Components Section for tips	DB30TDF	115 lbs.	\$1,213.00



Accessories

25 Gallon front tank with agitation, frame, mounting bracket and plumbing for two tank hookup on one ATV	9464048	40 lbs.	\$271.00
14 Gallon front tank with frame, mounting bracket and plumbing for two tank hookup on one ATV	EX14KT	30 lbs.	\$221.00

40 Gallon PRO SERIES



9464077
80B25

Features

- 40 gallon tank with a sloped bottom sump for total drainage, 5" fillwell, and 1 1/4" outlet.
- Gallon and liter markings on the tank.
- Agitation is standard on all tanks.
- Special molded-in baffling in bottom of tank for enhanced agitation.
- Rugged 12 gauge formed steel skid frame.
- Bolt on tongue and axle with 15 x 6 flotation turf tires on silver rims for trailer models.
- Pressure regulator.
- Electric motor, diaphragm pump with Viton® valves. Draws 9 amps @ 20 PSI (delivers 5 GPM).
- Handgun with 15' spray hose (380RB).
- 80" spray boom with 2 nozzles (AN1.5). 12' boom with 4 nozzles and spring loaded boom breakaway or 18' boom with 6 nozzles.
- Skid dimensions 34" wide x 26.5" long x 21" high.
- Rear mount fits category "1" three-point.

9464109



9464084
DB12

NOTE: All 40 gallon sprayers are partially preassembled.

HOW TO ORDER Choose in this order: 1. Model 2. Boom 3. Accessories



Model and Pump

40 gallon skid mount with 5 GPM electric pump. Skid base is 34" wide x 26 1/2" deep.	9464109	112 lbs.	\$1,048.00
40 gallon trailer with 5 GPM electric pump	9464077	154 lbs.	\$1,210.00
40 gallon rear mount with 5 GPM electric pump	9464084	139 lbs.	\$1,082.00



Boom with Plumbing

80" Boom (2 nozzles)(40" spacing)	80B25	10 lbs.	\$109.00
12' Boom (4 nozzles)(40" spacing)	DB12	27 lbs.	\$237.00
18' Boom (6 nozzles)(40" spacing)	DB18	38 lbs.	\$334.00
2 Nozzle Boomless Kit (includes 2 FC-XT010 tips, sprays approximately 30')	9428147	8 lbs.	\$235.00



Accessories

Hose Reel with 50' of 3/8" hose (uses existing handgun)	9428114	20 lbs.	\$216.00
Lawn & turf gun with #3 nozzle	25660-3	1 lbs.	\$116.00
LTL freight shipments require crating	CRATE		Net. \$56.00

60 Gallon PRO SERIES

9464105
DB12



9464110

Features

- 60 gallon tank with a sloped bottom sump for total drainage, 5" fillwell, and 1 ¼" outlet.
- Gallon and liter markings on the tank.
- Agitation is standard on all tanks.
- Special molded-in baffling in bottom of all tanks for enhanced agitation.
- Pocket on top side of tank to hold two 1 gallon jugs or one 2 ½ gallon jug for chemical or fresh water.
- Rugged 12 gauge formed steel skid frame.
- 18 x 9.50 flotation tires on silver rims for trailer models.
- Electric motor, diaphragm pump with Viton® valves will deliver 5 GPM. Draws 9 amps at 20 PSI.
- 3 HP Honda® engine with centrifugal pump will deliver 12 GPM @ 50 PSI - 65 PSI maximum pressure. Fertilizer and Roundup® ready compatible.
- 3.5 HP Briggs and Stratton engine with C4101GE pump delivering 6.6 GPM at 2600 RPM and 50 PSI. 150 PSI max.
- 4 HP Honda® with 4 roller "Silver Cast" pump (XL4101).
- Hypro® 6 roller PTO pump (C6500D) will deliver 8 GPM at 540 RPM and 50 PSI. 150 PSI max.
- Handgun with 15' hose (380RB).
- 80" spray boom with 2 nozzles (AN1.5), 12' spray boom with 4 nozzles and spring loaded boom breakaway or 18' boom with 6 nozzles.
- Skid dimensions 34" wide x 26.5" long x 30" high.

NOTE: All 60 gallon sprayers are partially preassembled.



9428114
Hose reel

HOW TO ORDER Choose in this order: 1. Model 2. Boom 3. Accessories



Model and Pump

60 Gallon Skid with electric 5 GPM pump. Skid base is 34" wide x 26 ½" deep.	9464110	122 lbs.	\$1,124.00
60 Gallon Skid with 3.5 HP B&S engine and C4101GE pump Skid base is 26 ½" wide x 34" deep.	9464066	165 lbs.	\$1,649.00
60 Gallon Skid with 4 HP Honda® and "Silver Cast" pump (XL4101) Skid base is 26 ½" wide x 34" deep.	9464068	165 lbs.	\$2,243.00
60 Gallon Skid with Ace centrifugal pump and 3 HP Honda® engine (1-section).	9464101	165 lbs.	\$2,183.00
60 Gallon Skid with Ace centrifugal pump and 3 HP Honda® engine (3-section).	9464096	165 lbs.	\$2,385.00
60 Gallon Trailer with electric 5 GPM pump	9464078	186 lbs.	\$1,415.00
60 Gallon Trailer with 3.5 HP B&S engine and C4101GE pump	9464080	229 lbs.	\$1,953.00
60 Gallon Trailer with 4 HP Honda® and "Silver Cast" pump (XL4101)	9464082	229 lbs.	\$2,547.00
60 Gallon Trailer with Ace centrifugal pump and 3 HP Honda® engine (1-section).	9464105	165 lbs.	\$2,494.00
60 Gallon Trailer with Ace centrifugal pump and 3 HP Honda® engine (3-section).	9464103	165 lbs.	\$2,692.00
60 Gallon Rear Mount with electric 5 GPM pump	9464085	149 lbs.	\$1,153.00
60 Gallon Rear Mount with PTO 6 roller pump for 80", 12', or 18' boom (1-section)	9464087	168 lbs.	\$1,324.00
60 Gallon Rear Mount with PTO 6 roller pump for 21', 28', or 30' boom (3-section)	9464089	183 lbs.	\$1,522.00



Boom with Plumbing

80" Boom (2 nozzles)(40" spacing)(1-section)	80B25	10 lbs.	\$109.00
12' Boom (4 nozzles)(40" spacing)(1-section)	DB12	27 lbs.	\$237.00
18' Boom (6 nozzles)(40" spacing)(1-section)	DB18	38 lbs.	\$334.00
2 Nozzle Boomless Kit Electric Pump (sprays approximately 30')	9428147	8 lbs.	\$235.00
2 Nozzle Boomless Kit Roller/Centrifugal Pump (sprays approximately 30')	9428149	8 lbs.	\$272.00
21' Truss-T, rear cross-fold boom (13 nozzles) spray tips not included (3-section)	DB21TDF	85 lbs.	\$970.00
30' Truss-T, rear cross-fold boom (19 nozzles) spray tips not included (3-section)	DB30TDF	115 lbs.	\$1,213.00



Accessories

Hose Reel with 50' of 3/8" hose (uses existing handgun)	9428114	20 lbs.	\$216.00
Lawn & Turf Gun with #3 nozzle	25660-3	1 lbs.	\$116.00
LTL freight shipments require crating	CRATE		Net. \$56.00

80 Gallon PRO SERIES

Features

- 80 gallon tank with a sloped bottom sump for total drainage, 5" fillwell, and 1 1/4" outlet.
- Gallon and liter markings on the tank.
- Agitation standard on all tanks.
- Special molded-in baffling in bottom of tanks for enhanced agitation.
- Pocket on top side of tank for extra chemical or fresh water jug.
- Rugged 12 gauge formed steel skid frame.
- 18 x 9.50 flotation tires on silver rims for trailer models.
- Electronic, diaphragm pump with Viton® valves will deliver 5 GPM. Draws 9 amps at 20 PSI.
- 3 HP Honda® engine with centrifugal pump will deliver 12 GPM @ 50 PSI - 65 PSI maximum pressure.
- 3.5 HP Briggs and Stratton engine with C4101GE pump delivering 6 GPM at 2600 RPM and 50 PSI. 150 PSI max.
- 4 HP Honda® with "Silver Cast" pump (XL4101).
- Hypro® 6 roller PTO pump (C6500D) will deliver 8 GPM at 540 RPM and 50 PSI. 150 PSI max.
- Handgun with 15' hose (380RB).
- 80" spray boom with 2 nozzles (AN1.5), 12' spray boom with 4 nozzles and spring loaded boom break away or 18' boom with 6 nozzles.
- Rear mount fits category "1" three-point.
- Skid dimensions 34" wide x 26.5" long x 39" high.



9464090
DB21TDF
Hose Reel optional



2 Nozzle
Boomless Kit



9464104
DB12



9464111

NOTE: All sprayers are partially preassembled.

HOW TO ORDER Choose in this order: 1. Model 2. Boom 3. Accessories



Model and Pump

80 Gallon Skid with electric 5 GPM pump. Skid base is 34" wide x 26 1/2" deep.	9464111	138 lbs.	\$1,236.00
80 Gallon Skid with 3.5 HP B&S engine and C4101GE pump Skid base is 26 1/2" wide x 34" deep.	9464067	181 lbs.	\$1,791.00
80 Gallon Skid with 4 HP Honda® and "Silver Cast" pump (XL4101) Skid base is 26 1/2" wide x 34" deep.	9464069	181 lbs.	\$2,398.00
80 Gallon Skid with Ace centrifugal pump and 3 HP Honda® engine (1-section).	9464102	181 lbs.	\$2,250.00
80 Gallon Skid with Ace centrifugal pump and 3 HP Honda® engine (3-section).	9464097	181 lbs.	\$2,448.00
80 Gallon Trailer with electric 5 GPM pump	9464079	202 lbs.	\$1,549.00
80 Gallon Trailer with 3.5 HP B&S engine and C4101GE pump	9464081	245 lbs.	\$2,116.00
80 Gallon Trailer with 4 HP Honda® and "Silver Cast" pump (XL4101)	9464083	245 lbs.	\$2,724.00
80 Gallon Trailer with Ace centrifugal pump and 3 HP Honda® engine (1-section).	9464104	181 lbs.	\$2,633.00
80 Gallon Trailer with Ace centrifugal pump and 3 HP Honda® engine (3-section).	9464106	181 lbs.	\$2,833.00
80 Gallon Rear Mount with electric 5 GPM pump	9464086	165 lbs.	\$1,288.00
80 Gallon Rear Mount with PTO 6 roller pump for 80", 12', or 18' boom (1-section)	9464088	184 lbs.	\$1,465.00
80 Gallon Rear Mount with PTO 6 roller pump for 21', 28', or 30' boom (3-section)	9464090	199 lbs.	\$1,692.00



Boom with Plumbing

80" Boom (2 nozzles)(40" spacing)(1-section)	80B25	10 lbs.	\$109.00
12' Boom (4 nozzles)(40" spacing)(1-section)	DB12	27 lbs.	\$237.00
18' Boom (6 nozzles)(40" spacing)(1-section)	DB18	38 lbs.	\$334.00
2 Nozzle Boomless Kit Electric Pump (sprays approximately 30')	9428147	8 lbs.	\$235.00
2 Nozzle Boomless Kit Roller/Centrifugal Pump (sprays approximately 30')	9428149	8 lbs.	\$272.00
21' Truss-T, rear cross-fold boom (13 nozzles) spray tips not included (3-section)	DB21TDF	85 lbs.	\$970.00
30' Truss-T, rear cross-fold boom (19 nozzles) spray tips not included (3-section)	DB30TDF	115 lbs.	\$1,213.00



Accessories

Hose Reel with 50' of 3/8" hose (uses existing handgun)	9428114	20 lbs.	\$216.00
Lawn & turf gun with #3 nozzle	25660-3	1 lbs.	\$116.00
LTL freight shipments require crating	CRATE		Net. \$56.00

110 & 150 Gallon PRO SERIES

Features








- 110 or 150 gallon polyethylene tank features sump, molded sight gauge and large fillwell with a no-splash fillwell cover. 5 GPM electric and gas engine roller pump units include agitation in tank.
- Heavy duty formed steel skid frame (W-30" x L-70").
- Electric motor, diaphragm pump with Viton® valves. Draws 9 amps @ 20 PSI (delivers 5 GPM). Max. pressure is 35 PSI.
- 3 HP Honda® or 3.5 HP B&S with centrifugal pump with deliver of 12 GPM @ 50 PSI, 65 PSI maximum pressure. Fertilizer and Roundup® compatible.
- Hypro® engine driven roller pump (C4101) delivers a max. 6.6 GPM at 2600 RPM (open flow). Max. pressure is 150 PSI.
- Hypro® engine driven straight centrifugal pump: Pump delivers 94 GPM at 30 PSI. Max. pressure is 70 PSI.
- Ace engine driven centrifugal pump delivers 19 GPM max. and 40 PSI max. with 3.5 HP Briggs & Stratton engine.
- 18" handgun with 15' hose (380RB).
- 12' and 18' booms feature floodjet tips (ANI.5 with 40' nozzle spacing) and spring loaded boom wing breakaway.
- 21' Truss-T boom features vertical and horizontal boom breakaway with 20" nozzle spacing. Spray tips are not included. 10 GPA maximum output when used with electric pump.



Optional
Lawn & Turf
Handgun

NOTE: All sprayers are partially preassembled.

HOW TO ORDER Choose in this order: 1. Tank 2. Frame 3. Plumbing 4. Engine 5. Pump 6. Boom 7. Accessories

	Tank			
	110 Gallon Tank with agitation	P110 24A	40 lbs.	\$409.00
	150 Gallon Tank with agitation	P150 30A	50 lbs.	\$502.00
	Frame			
	110 Gallon Skid Frame	9464035	105 lbs.	\$550.00
	150 Gallon Skid Frame	9464036	110 lbs.	\$591.00
	Plumbing			
	5 GPM Electric pump plumbing kit (pump included)	9465008	10 lbs.	\$574.00
	4 Roller pump plumbing kit (1 Section) (engine/pump not included)	SMR	36 lbs.	\$495.00
	4 Roller pump plumbing kit (3 Section) (engine/pump not included)	SMR3	36 lbs.	\$609.00
	Centrifugal plumbing kit (1 Section) (engine/pump not included)	9465009	36 lbs.	\$487.00
	Centrifugal plumbing kit (3 Section) (engine/pump not included)	9465010	36 lbs.	\$704.00
	Centrifugal plumbing kit (1 Section) (3.5 HP B&S engine/pump included)	9465128	36 lbs.	\$1,130.00
	Centrifugal plumbing kit (1 Section) (3 HP Honda® engine/pump included)	9465129	36 lbs.	\$1,549.00
	Engines			
	3.5 HP B&S	GE3HP	28 lbs.	\$553.00
	4 HP Honda®	GH4HP	30 lbs.	\$1,089.00
	5.5 HP Honda® with centrifugal pump	DHC155H	65 lbs.	\$1,736.00
	6.5 HP with centrifugal pump	DHC155	53 lbs.	\$1,013.00
	Pumps			
	4 Roller pump	C4101	5 lbs.	\$163.00
	4 Roller "Silver Cast" pump	XL4101	5 lbs.	\$438.00
	Booms with Plumbing			
	12' Boom (4 Nozzles)(40" spacing)(1 Section)	DB12	27 lbs.	\$237.00
	18' Boom (6 Nozzles)(40" spacing)(1 Section)	DB18	38 lbs.	\$334.00
	21' Truss-T Boom (13 Nozzles) spray tips not included (3 Section)	DB21T	85 lbs.	\$718.00
	Accessories			
	Hose Reel with 100' of 1/2" Hose. Reel will hold 200'.	9428035	90 lbs.	\$732.00
	1/2" Rubber Hose	120RB	per foot	\$1.44
	Lawn and Turf handgun	25660-3	1 lbs.	\$116.00
	LTL freight shipments require crating	CRATE		Net. \$56.00

150 & 200 Gallon PRO SERIES

Features

- 150 or 200 gallon polyethylene elliptical tank features jet agitation, sump, molded sight gauge and fillwell with a no-splash fillwell cover.
- Trailer frame features height adjustment of up to 18" ground clearance, walking tandem axles with 22 x 11 x 8 pneumatic tires, or single axle with 24 x 12 turf tires, adjustable wheel spacing of (44" to 90" centers tandem)(72" to 90" singles).
- 2" ball coupler hitch.
- Walking tandems feature "lock out" for rigid axle spraying.
- 2½ gallon clean water tank is mounted for added safety.
- PTO driven roller pump: Hypro® cast iron 6 roller pump (C6500D) delivers a maximum of 9.7 GPM at 540 RPM (open flow).
- Hypro® engine driven straight centrifugal pump: Pump delivers 94 GPM at 30 PSI. Maximum pressure is 70 PSI.
- Demco's 21', 30' and 40' Truss-T booms feature horizontal and vertical break-away hinges and ½" rubber hose with no-drip diaphragm check nozzles spaced at 20". 8' transport width.

Note: Sprayer is less spray tips. Factory set up is available.

HOW TO ORDER Choose in this order: 1. Tank/Trailer Frame Assembly with Tires 2. Pump and Plumbing 3. Controls 4. Boom 5. Accessories



Tank/Trailer Frame Assembly

150 Gallon Tandem Axle Tank and Trailer Assembly	9464055	580 lbs.	\$4,015.00
200 Gallon Tandem Axle Tank and Trailer Assembly	9464056	610 lbs.	\$4,242.00
150 Gallon Single Axle Tank and Trailer Assembly	9464058	545 lbs.	\$3,690.00
200 Gallon Single Axle Tank and Trailer Assembly	9464059	575 lbs.	\$3,729.00



Pumps and Plumbing Kit

NOTE: For Pump Specifications, see Components section

6.5 HP PowerPro™ Gas Engine with Centrifugal Pump and Plumbing Kit	9970400	75 lbs.	\$1,472.00
5.5 HP Honda® Gas Engine with Centrifugal Pump and Plumbing Kit	9465029	75 lbs.	\$2,187.00
PTO Mounted 6 Roller Pump and Plumbing Kit	9970100	35 lbs.	\$644.00
PTO Mounted 6 Roller "Silver Cast" Pump and Plumbing Kit	9465025	35 lbs.	\$963.00



Controls

Manual Control Valves	9465037	5 lbs.	\$184.00
Electric Solenoid Control Valves	9465038	15 lbs.	\$1,150.00
Raven® 440 Sprayer Control with Ball Valves	9428106	15 lbs.	\$4,633.00



Boom with Plumbing

NOTE: Order Spray Tips separately (see Components section)

21' Truss-T, rear cross-fold boom (13 nozzles) spray tips not included	DB21TDF	85 lbs.	\$970.00
30' Truss-T, rear cross-fold boom (19 nozzles) spray tips not included	DB30TDF	115 lbs.	\$1,213.00
40' Truss-T, rear cross-fold boom (25 nozzles) spray tips not included	DB40TDF	170 lbs.	\$1,623.00



Accessories

Factory setup (Boom may be removed for shipping.)	SU157		Net \$415.00
Hose Reel with 100' of ½" Hose. Reel will hold 200' (Handgun included)	DHR	95 lbs.	\$814.00
½" Rubber Hose	12ORB	per foot	\$1.44
Handgun	DBHGL	13 lbs.	\$245.00
Fence Line Spray Kit, Manual	9428003	5 lbs.	\$82.00

300 Gallon Single Axle Sprayer

Features

- 300 gallon polyethylene elliptical tank with two dual jet agitators and sump.
- 10 gauge formed steel trailer with 27" ground clearance and adjustable wheel spacings from 60"-80".
- A large convenient step, and work platform with safety rail.
- Three section manual or electric boom controls.
- Truss-T booms are complete with 1/2" plumbing and TeeJet® drip free diaphragm check nozzles spaced at 20".
- A clean water tank is conveniently mounted on each 300 gallon frame.








NOTE: Sprayer is less spray tips.

Factory setup available.

Boom may be removed for shipping.



HOW TO ORDER Choose in this order: 1. Tank 2. Trailer Frame 3. Pump 4. Plumbing 5. Controls 6. Boom 7. Accessories

	Tank			
	300 Gallon Tank	PE300RA	120 lbs.	\$1,103.00
	Trailer Frame			
	300 Gallon Single Axle Trailer with T11L Tires (60" - 80" wheel spacing)	HCMETR	780 lbs.	\$2,894.00
	Pumps			
	<i>NOTE: For Pump Specifications, see Component Section</i>			
	Hypro® 5 Roller Pump	C1700D	19 lbs.	\$487.00
	Hypro® "Silver Cast" 5 Roller Pump	XL1700D	19 lbs.	\$1,256.00
	Hypro® Belt Drive Pump with Constant Velocity PTO Shaft (C9402 540S)	9425071	66 lbs.	\$1,675.00
	Hypro® Hydraulic Pump (C9303HM1)(hose kit included)	9425056	36 lbs.	\$1,141.00
	Plumbing / Pump Mount			
	Roller Pump Kit (controls included)	9425002	44 lbs.	\$617.00
	Hypro® Belt Drive Kit	9425003	55 lbs.	\$614.00
	Hypro® Hydraulic Kit	9425004	49 lbs.	\$597.00
	Controls			
	Manual Control Valves for Centrifugal Pumps	CP3B3HV	22 lbs.	\$711.00
	Electric Solenoid Control Valves for Centrifugal Pumps	CP414HVR	26 lbs.	\$1,316.00
	Boom with Plumbing			
	<i>NOTE: Order Spray Tips separately see Component Section</i>			
	21' Truss-T boom	DB21TDF	85 lbs.	\$970.00
	30' Truss-T boom	DB30TDF	115 lbs.	\$1,213.00
	40' Truss-T boom	DB40TDF	170 lbs.	\$1,623.00
	Boomless Jet Nozzle (Nozzle not included)	9464007	10 lbs.	\$87.00
	Accessories			
	Factory setup	SU341		Net \$604.00
	Quick Refill (utilizes nurse tank transfer pump for refilling)	CPTK1	15 lbs.	\$196.00
	Fence Line Spray Kit, Electric	9428002	5 lbs.	\$174.00
	Fence Line Spray Kit, Manual	9428003	5 lbs.	\$82.00
	Handgun (includes 25' of 1/2" hose)	DBHG	13 lbs.	\$245.00








300 Gallon Deluxe Single Axle Sprayer

Features

- 300 gallon polyethylene elliptical tank with two dual jet agitators and sump.
- 10 gauge formed steel trailer with 27" ground clearance and adjustable wheel spacings from 60"-80".
- A large, convenient step and work platform with safety rail.
- A clean water tank is conveniently mounted on each 300 gallon frame.
- All truss booms are complete with 3/4" high volume plumbing and TeeJet® drip free diaphragm check nozzles with stainless steel boom and hose clamps spaced at 20".
- Demco's DBFT flotation boom mechanism is required on 300 gallon "Deluxe" sprayers.

NOTE: Sprayer is less spray tips. Factory setup available.
Boom may be removed for shipping.

HOW TO ORDER Choose in this order: 1. Tank 2. Trailer Frame 3. Pump 4. Plumbing 5. Controls 6. Boom 7. Accessories

	Tank			
	300 Gallon Tank	PE300RA	120 lbs.	\$1,103.00
	Trailer Frame			
	300 Gallon Single Axle Trailer with T11L Tires (60" - 80" wheel spacing)	9411015	1080 lbs.	\$3,416.00
	Pumps			
	<i>NOTE: For Pump Specifications, see Component Section</i>			
	Hypro® 5 Roller Pump	C1700D	19 lbs.	\$487.00
	Hypro® "Silver Cast" 5 Roller Pump	XL1700D	19 lbs.	\$1,256.00
	Hypro® Gear Drive Pump with Constant Velocity PTO Shaft (C9016 540)	9425015	69 lbs.	\$1,547.00
	Hypro® Belt Drive Pump with Constant Velocity PTO Shaft (C9403 540S)	9425026	75 lbs.	\$1,725.00
	Hypro® Hydraulic Pump (C9303HM1)(hoses included)	9425056	36 lbs.	\$1,141.00
	Plumbing / Pump Mount			
	Roller Pump Kit (Manual Controls included)	9425002	44 lbs.	\$617.00
	Hypro® Gear Drive Centrifugal Kit	9425043	60 lbs.	\$603.00
	Hypro® Belt Drive Centrifugal Kit	9425003	55 lbs.	\$614.00
	Hypro® Hydraulic Centrifugal Kit	9425004	49 lbs.	\$597.00
	Controls			
	Manual Control Valves for Centrifugal Pumps	CP3B3HV	22 lbs.	\$711.00
	Electric Solenoid Control Valves for Centrifugal Pumps	CP414HVR	26 lbs.	\$1,316.00
	Boom with Plumbing			
	<i>NOTE: Order Spray Tips separately (see Component Section)</i>			
	Flotation Boom Mechanism (required on this model)	DBFT	112 lbs.	\$875.00
	30' Truss Boom with Drip Free Plumbing	DB30DF	272 lbs.	\$2,098.00
	45' Truss Boom with Drip Free Plumbing	DB45DF	305 lbs.	\$2,707.00
	Accessories			
	Factory setup	SU341		Net \$604.00
	Wheel Assisted Boom Tip Protectors	DBTP	27 lbs.	\$219.00
	Auto Boom Leveler	DBSAL	50 lbs.	\$610.00
	Quick Refill (utilizes nurse tank transfer pump for refilling)	CPTK1	15 lbs.	\$196.00
	Hydraulic Height Adjuster (24" travel)	9428009	190 lbs.	\$1,190.00
	Hydraulic Boom Wing Leveling	DBHY	26 lbs.	\$633.00
	Fence Line Spray Kit, Electric	9428002	5 lbs.	\$174.00
	Fence Line Spray Kit, Manual	9428003	5 lbs.	\$82.00
	Handgun (includes 25' of 1/2" hose)	DBHG	13 lbs.	\$245.00

500 Gallon Big Wheel Sprayer







Features

- 500 gallon polyethylene elliptical tank with two dual jet agitators, sump, baffle and 16" fliptop manway.
- 10 gauge formed steel trailer with ground clearance of 29".
- Axle configuration allows 62"- 120" infinite wheel spacing.
- 11.2 x 38 bias 6 ply tires provide a large narrow footprint with less field compaction.
- Constant velocity PTO shaft or hydraulic driven centrifugal pump.
- The hydraulic X-fold boom features independent wing leveling and independent wing folding. The X-fold boom transports at 11' 9"
- All booms have stainless steel boom and hose clamps.
- Height adjustment - 2' of travel.



NOTE: Sprayer is less spray tips.
 Factory set up is standard
 Boom may be removed for shipping.

HOW TO ORDER Choose in this order: 1. Tank & Trailer Frame 2. Pump 3. Plumbing 4. Controls 5. Boom 6. Boom Accessories 7. Accessories

	Tank and Trailer Frame with Tires 500 Gallon Tank and Big Wheel Trailer (62" - 120" wheel spacing) (Red)	9411027-10	2229 lbs.	\$10,243.00
	Pumps <i>NOTE: For Pump Specifications, see Component Section.</i>			
	Hypro® 5 Roller Pump	C1700D	19 lbs.	\$487.00
	Hypro® Gear Drive Pump with Constant Velocity PTO Shaft (C9016 540)	9425015	69 lbs.	\$1,547.00
	Hypro® Belt Drive Pump with Constant Velocity PTO shaft (C9403 540S)	9425026	75 lbs.	\$1,725.00
	Hypro® Hydraulic Pump (C9303HM1)(hoses included)	9425056	36 lbs.	\$1,141.00
	Ace Belt Drive Pump with Constant Velocity PTO shaft (PTOC600 10B150)	9425055	75 lbs.	\$1,694.00
	Ace Hydraulic Pump (FMC150HYD206) (hoses included)	9425057	44 lbs.	\$1,119.00
	Plumbing / Pump Mount			
	Roller Pump Kit (Manual Controls included)	9425002	44 lbs.	\$617.00
	Hypro® Gear Drive Centrifugal Kit	9425020	60 lbs.	\$932.00
	Hypro®/Ace Belt Drive Centrifugal Kit	9425010	55 lbs.	\$874.00
	Hypro®/Ace Hydraulic Centrifugal Kit	9425011	49 lbs.	\$818.00
	Controls			
	Manual Controls for Centrifugal Pumps	9428139	10 lbs.	\$503.00
	Solenoid Valves for Centrifugal Pumps	9428062	30 lbs.	\$1,118.00
	Motorized Ball Valves for Centrifugal Pumps	9428090	35 lbs.	\$1,978.00
	Raven® 440 Sprayer Control w/Motorized Ball Valves for Centrifugal Pumps	9428043	45 lbs.	\$5,182.00
	Hydraulic X-Fold Boom without Plumbing (For Manual Fold Boom, see Page 10.)			
	45' Hydraulic X-Fold Boom with weight transfer kit	9488125	1550 lbs.	\$10,145.00
	60' Hydraulic X-Fold Boom with weight transfer kit	9488127	1620 lbs.	\$11,225.00
	X-Fold Boom Accessories			
	TeeJet® Drip Free (27 Nozzles) for 45' Hydraulic X-Fold Boom	9428024	20 lbs.	\$897.00
	TeeJet® Drip Free (37 Nozzles) for 60' Hydraulic X-Fold Boom	9428026	25 lbs.	\$1,077.00
	TeeJet® Triple Drip Free (27 Nozzles) for 45' Hydraulic X-Fold Boom	9428046	23 lbs.	\$1,202.00
	TeeJet® Triple Drip Free (37 Nozzles) for 60' Hydraulic X-Fold Boom	9428008	28 lbs.	\$1,550.00
	Wheel Assisted Boom Tip Protectors	9488012	27 lbs.	\$219.00
	Light Kit	9428084	10 lbs.	\$309.00
	Accessories			
	Quick Refill (utilizes nurse tank transfer pump for refilling)	CPTK1	15 lbs.	\$196.00
	55 Gallon Water Tank and Mountings for Flushing the Sprayer Tank	DFS55HP	95 lbs.	\$895.00
	33 Gallon Foam Marker (for more information, see Component Section)	9428156	107 lbs.	\$1,880.00
	Chemical Educator Vacuum Flow (for more information, see Component Section)	9428165	125 lbs.	\$1,371.00
	Fence Line Spray Kit, Electric	9428002	5 lbs.	\$174.00
	Fence Line Spray Kit, Manual	9428003	5 lbs.	\$82.00
	Feeder Line Filter Kit (60 mesh)	9428068	3 lbs.	\$134.00
	Handgun (includes 25' of 1/2" hose)	DBHG	13 lbs.	\$245.00

Note: All factory setup units are tested to 90 PSI. Booms may be removed for shipping.

500 Gallon Tandem Axle Sprayer

Features

- 500 gallon polyethylene elliptical tank with two dual jet agitators, sump, baffle and 16" floptop manway.
- 10 gauge formed steel trailer with ground clearance of 29" and wheel spacings of 80"- 120" centers.
- 11L x 15 8 ply tires.
- Constant velocity PTO shaft with centrifugal pump, or hydraulic driven centrifugal pump.
- DFB boom offers manual rear folding, auto leveling and flotation suspension. 45' and 50' booms transport at 11'. 60' boom transports at 13' 10".
- All booms have stainless steel boom and hose clamps.









NOTE: Sprayer is less spray tips.

Factory set up is standard.

Boom may be removed for shipping.

HOW TO ORDER Choose in this order: 1. Tank & Trailer Frame 2. Pump 3. Plumbing 4. Controls 5. Boom 6. Boom Accessories 7. Accessories

	Tank and Trailer Frame with Tires 500 Gallon Tank and Tandem Axle Trailer (80" - 120" wheel spacing) (Red)	9411028-10	2013 lbs.	\$9,153.00
	Pumps <i>NOTE: For Pump Specifications, see Component Section.</i>			
	Hypro® 5 Roller Pump	C1700D	19 lbs.	\$487.00
	Hypro® Gear Drive Pump with Constant Velocity PTO Shaft (C9016 540)	9425015	69 lbs.	\$1,547.00
	Hypro® Belt Drive Pump with Constant Velocity PTO shaft (C9403 540S)	9425026	75 lbs.	\$1,725.00
	Hypro® Hydraulic Pump (C9303HM1)(hoses included)	9425056	36 lbs.	\$1,141.00
	Ace Belt Drive Pump with Constant Velocity PTO shaft (PTOC600 10B150)	9425055	75 lbs.	\$1,694.00
	Ace Hydraulic Pump (FMC150HYD206) (hoses included)	9425057	44 lbs.	\$1,119.00
	Plumbing / Pump Mount			
	Roller Pump Kit (Manual Controls included)	9425002	44 lbs.	\$617.00
	Hypro® Gear Drive Centrifugal Kit	9425020	60 lbs.	\$932.00
	Hypro®/Ace Belt Drive Centrifugal Kit	9425010	55 lbs.	\$874.00
	Hypro®/Ace Hydraulic Centrifugal Kit	9425011	49 lbs.	\$818.00
	Controls			
	Manual Controls for Centrifugal Pumps	9428139	10 lbs.	\$503.00
	Solenoid Valves for Centrifugal Pumps	9428062	30 lbs.	\$1,118.00
	Motorized Ball Valves for Centrifugal Pumps	9428090	35 lbs.	\$1,978.00
	Raven® 440 Sprayer Control w/Motorized Ball Valves for Centrifugal Pumps	9428043	45 lbs.	\$5,182.00
	Manual Fold Boom without Plumbing <i>(For Hydraulic X-Fold Boom, see Page 9.)</i>			
	45' floating boom	DFB45B	608 lbs.	\$4,519.00
	60' floating boom	DFB60B	690 lbs.	\$5,444.00
	Manual Fold Boom Accessories			
	TeeJet® Drip Free (27 Nozzles) for 45' Manual Fold Boom	9428051	20 lbs.	\$817.00
	TeeJet® Drip Free (37 Nozzles) for 60' Manual Fold Boom	9428053	25 lbs.	\$1,077.00
	Wheel Assisted Boom Tip Protectors	DFBTP	27 lbs.	\$219.00
	Hydraulic Height Adjuster (24" travel)	9428009	190 lbs.	\$1,190.00
	Hydraulic Boom Leveling (for manual fold booms)	DFHY	28 lbs.	\$720.00
	Accessories			
	Quick Refill (utilizes nurse tank transfer pump for refilling)	CPTK1	15 lbs.	\$196.00
	55 Gallon Water Tank and Mountings for Flushing the Sprayer Tank	DFS55HP	95 lbs.	\$895.00
	33 Gallon Foam Marker (for more information, see Component Section)	9428156	107 lbs.	\$1,880.00
	Chemical Eductor Vacuum Flow (for more information, see Component Section)	9428165	125 lbs.	\$1,371.00
	Fence Line Spray Kit, Electric	9428002	5 lbs.	\$174.00
	Fence Line Spray Kit, Manual	9428003	5 lbs.	\$82.00
	Feeder Line Filter Kit (60 mesh)	9428068	3 lbs.	\$134.00
	Handgun (includes 25' of 1/2" hose)	DBHG	13 lbs.	\$245.00

Note: All factory setup units are tested to 90 PSI. Booms may be removed for shipping.

850 Gallon Big Wheel

with 45', 60' or 66' boom



Pendant boom control with live hydraulic front fold models



Features

- The 850 gallon polyethylene tank has a 16" flip-top lid and 2 high volume jet agitators. Its molded-in trough drains spills to rear of sprayer. The 100 gallon 2 stage sump provides optimum tank drainage and decreases sloshing.
- External liquid site gauge
- 120 gallon rear mounted rinse tank
- 2 ½ gallon hand wash tank
- ¼" steel-formed frame with 30" ground clearance, reducing crop damage.
- Fold-away ladder provides easy access to the large work platform, for added safety when filling tank.
- One of the shortest "hitch pin to axle" lengths in the industry - 140"
- 7000 lb. tongue jack
- Large storage compartment conveniently located for storing extra nozzles, clamps, etc.
- Single tube hitch frame allows for improved turning. The cast hitch can be adjusted vertically in 1 ½" increments.
- 13.6 x 38 bias tires.
- Pump and plumbing are center mounted allowing for shorter hoses and improved pump priming.
- 50 mesh main filter and 60 mesh feeder line filters prevent tip plugging.
- Centrally located controls for convenient valve operation
- 160 lb. glycerin-filled gauge
- 2" quick couplers for bottom filling tanks
- The hydraulic front fold booms feature a nitrogen charged accumulator system combined with leveling linkage and shock absorbers to soften the ride. Live hydraulic control block requires only one set of remote outlets to perform all boom functions.
- The Hydraulic pendant/block can be used with open or closed center tractor hydraulic systems.
- Booms feature independent wing fold, hydraulic height adjust, wing leveling and outer wing breakaway.
- Boom folds to a transport width of 9' 6".
- Booms are available with ¾" high volume plumbing and TeeJet® diaphragm check nozzles spaced at 20".
- All booms have stainless steel boom and hose clamps
- Light system consists of flasher/turn signal and taillights for added road safety.
- 7 gallon chemical eductor (optional)
- 33 gallon foam marker (optional)
- Approximate weight 6000 lbs



Electric motorized ball valves



Chemical Eductor

NOTE: Sprayer is less spray tips.
Factory setup is standard.
All sprayer plumbing is tested to 90 PSI.



Trailer Assembly with Tank

Includes 38" wheels & tires

850 Gallon Big Wheel Tank & Trailer Assembly (62"- 120" wheel spacing) (Red)	9411134-10	\$20,556.00
850 Gallon Big Wheel Tank & Trailer Assembly (62"- 120" wheel spacing) (Black)	9411134-76	\$20,556.00
850 Gallon Big Wheel Tank & Trailer Assembly (90"- 144" wheel spacing) (Red)	9411135-10	\$21,297.00
850 Gallon Big Wheel Tank & Trailer Assembly (90"- 144" wheel spacing) (Black)	9411135-76	\$21,297.00



Pumps

Hypro® Hydraulic Pump with Life Guard™ Seal & Flanged Ports (hoses included)(C9314HM1) .	9425073	40 lbs.	\$1,536.00
Ace Hydraulic Pump with Silicone Carbide Seal & Flanged ports (FMC150HYD304) (hoses included)	9425074	38 lbs.	\$1,466.00



Plumbing

Motorized Ball Valves (console included)	9425075	35 lbs.	\$2,381.00
Raven® Flow Meter, Regulator, & Trailer Wire Harness w/3 Motorized Valves & Plumbing (7 valves maximum)	9425078		\$2,929.00



Controls

Raven® 440 Automatic Rate Control, Cable and Speed Sensor	9425086		\$2,578.00
Raven® ECU Automatic Rate Control, Auto Boom Shut Off & Mapping, works with most late model VT	9425096		\$4,855.00
Mueller ECU Automatic Rate Control, Auto Boom Shut Off, Mapping, works with most late model VT	9425095		\$3,267.00

Note: Unlock required from OEM



Boom without Plumbing

Hydraulic Front Fold Boom

45' Hydraulic Front Fold Boom	9488132		\$13,424.00
60' Hydraulic Front Fold Boom	9488134		\$14,038.00
66' Hydraulic Front Fold Boom	9488135		\$14,407.00

Front Fold Boom Accessories

TeeJet® Drip Free (27 Nozzles) for 45' Boom	9428118	20 lbs.	\$897.00
TeeJet® Triple Drip Free (27 Nozzles) for 45' Boom	9428121	23 lbs.	\$1,202.00
TeeJet® Drip Free (37 Nozzles) for 60' Boom	9428108	25 lbs.	\$1,077.00
TeeJet® Triple Drip Free (37 Nozzles) for 60' Boom	9428109	28 lbs.	\$1,567.00
TeeJet® Drip Free (40 Nozzles) for 66' Boom	9428120	25 lbs.	\$1,122.00
TeeJet® Triple Drip Free (40 Nozzles) for 66' Boom	9428123	30 lbs.	\$1,644.00
Wheel Assisted Boom Tip Protectors	9488013	27 lbs.	\$179.00



Accessories

Astro II GPS Speed Sensor 1Hz (for use with Raven® 440)	14071	1 lbs.	\$468.00
2" Flow Meter with digital display for tank fill	9428163	5 lbs.	\$1,234.00
33 Gallon Foam Marker Charcoal Tank (for more information, see Component Section)	9428167	107 lbs.	\$1,880.00
33 Gallon Foam Marker Yellow Tank (for more information, see Component Section)	9428156	107 lbs.	\$1,880.00
Chemical Eductor Vacuum Flow (for more information, see Component Section)	9428164	125 lbs.	\$1,705.00
Fence Line Spray Kit, Electric	9428002	5 lbs.	\$174.00
Fence Line Spray Kit, Manual	9428003	5 lbs.	\$82.00

Note: All units are factory setup and tested to 90 PSI. 15" nozzle spacing available by special order.



1050 Gallon Big Wheel

with 45', 60'
or 66' boom



Pendant boom control with live hydraulic front fold models



Features

- The 1050 gallon polyethylene tank has a 16" flip-top lid and 2 high volume jet agitators. It's molded-in trough drains spills to rear of sprayer. The 100 gallon 2 stage sump provides optimum tank drainage and decreases sloshing.
- External liquid site gauge
- 120 gallon rear mounted rinse tank
- 2 ½ gallon hand wash tank
- ¼" steel-formed frame with 30" ground clearance, reducing crop damage.
- Fold-away ladder provides easy access to the large work platform, for added safety when filling tank.
- One of the shortest "hitch pin to axle" lengths in the industry - 140"
- 7000 lb. tongue jack
- Large storage compartment conveniently located for storing extra nozzles, clamps, etc.
- Single tube hitch frame allows for improved turning. The cast hitch can be adjusted vertically in 1 ½" increments.
- 13.6 x 38 bias tire.
- Pump and plumbing are center mounted allowing for shorter hoses and improved pump priming.
- 50 mesh main filter and 60 mesh feeder line filters prevent tip plugging.
- Centrally located controls for convenient valve operation
- 160 lb. glycerin-filled gauge
- 2" quick couplers for bottom filling tanks
- The hydraulic front fold booms feature a nitrogen charged accumulator system combined with leveling linkage and shock absorbers to soften the ride. Live hydraulic control block requires only one set of remote outlets to perform all boom functions.
- The Hydraulic pendant/block can be used with open or closed center tractor hydraulic systems.
- Booms feature independent wing fold, hydraulic height adjust, wing leveling and outer wing breakaway.
- Boom folds to a transport width of 9' 6".
- Booms are available with ¾" high volume plumbing and TeeJet® diaphragm check nozzles spaced at 20".
- All booms have stainless steel boom and hose clamps
- Light system consists of flasher/turn signal and taillights for added road safety.
- 7 gallon chemical eductor (optional)
- 33 gallon foam marker (optional)
- Approximate weight 6100 lbs



Electric motorized ball valves



Chemical Eductor

NOTE: Sprayer is less spray tips.
Factory setup is standard.
All sprayer plumbing is tested to 90 PSI.



Trailer Assembly with Tank

Includes 38" wheels & tires

1050 Gallon Big Wheel Tank & Trailer Assembly (62"- 120" wheel spacing) (Red)	9411139-10	\$22,129.00
1050 Gallon Big Wheel Tank & Trailer Assembly (62"- 120" wheel spacing) (Black)	9411139-76	\$22,129.00
1050 Gallon Big Wheel Tank & Trailer Assembly (90"- 144" wheel spacing) (Red)	9411140-10	\$23,704.00
1050 Gallon Big Wheel Tank & Trailer Assembly (90"- 144" wheel spacing) (Black)	9411140-76	\$23,704.00



Pumps

Hypro® Hydraulic Pump with Life Guard™ Seal & Flanged Ports (hoses included)(C9314HM1) .	9425073	40 lbs.	\$1,536.00
Ace Hydraulic Pump with Silicone Carbide Seal & Flanged ports (FMC150HYD304) (hoses included)	9425074	38 lbs.	\$1,466.00



Plumbing

Motorized Ball Valves (console included)	9425075	35 lbs.	\$2,381.00
Raven® Flow Meter, Regulator, & Trailer Wire Harness w/3 Motorized Valves & Plumbing (7 valves maximum)	9425078		\$2,929.00



Controls

Raven® 440 Automatic Rate Control, Cable and Speed Sensor	9425086		\$2,578.00
Raven® ECU Automatic Rate Control, Auto Boom Shut Off & Mapping, works with most late model VT	9425096		\$4,855.00
Mueller ECU Automatic Rate Control, Auto Boom Shut Off, Mapping, works with most late model VT	9425095		\$3,267.00

Note: Unlock required from OEM



Boom without Plumbing

Hydraulic Front Fold Boom

45' Hydraulic Front Fold Boom	9488132		\$13,424.00
60' Hydraulic Front Fold Boom	9488134		\$14,038.00
66' Hydraulic Front Fold Boom	9488135		\$14,407.00

Front Fold Boom Accessories

TeeJet® Drip Free (27 Nozzles) for 45' Boom	9428118	20 lbs.	\$897.00
TeeJet® Triple Drip Free (27 Nozzles) for 45' Boom	9428121	23 lbs.	\$1,202.00
TeeJet® Drip Free (37 Nozzles) for 60' Boom	9428108	25 lbs.	\$1,077.00
TeeJet® Triple Drip Free (37 Nozzles) for 60' Boom	9428109	28 lbs.	\$1,567.00
TeeJet® Drip Free (40 Nozzles) for 66' Boom	9428120	25 lbs.	\$1,122.00
TeeJet® Triple Drip Free (40 Nozzles) for 66' Boom	9428123	30 lbs.	\$1,644.00
Wheel Assisted Boom Tip Protectors	9488013	27 lbs.	\$179.00



Accessories

Astro II GPS Speed Sensor 1Hz (for use with Raven® 440)	14071	1 lbs.	\$468.00
2" Flow Meter with digital display for tank fill	9428163	5 lbs.	\$1,234.00
33 Gallon Foam Marker Charcoal Tank (for more information, see Component Section)	9428167	107 lbs.	\$1,880.00
33 Gallon Foam Marker Yellow Tank (for more information, see Component Section)	9428156	107 lbs.	\$1,880.00
Chemical Eductor Vacuum Flow (for more information, see Component Section)	9428164	125 lbs.	\$1,705.00
Fence Line Spray Kit, Electric	9428002	5 lbs.	\$174.00
Fence Line Spray Kit, Manual	9428003	5 lbs.	\$82.00

Note: All units are factory setup and tested to 90 PSI. 15" nozzle spacing available by special order.



1050 & 1250 Gallon Big Wheel

with
80/90'
boom

HYDRAULICS NOTES

Tractor must be equipped with closed center hydraulic system.

Features

- The 1050 & 1250 gallon polyethylene tank has a 16" flip-top lid and 2 high volume jet agitators. It's molded-in trough drains spills to rear of sprayer. The 100 gallon 2 stage sump provides optimum tank drainage and decreases sloshing.
- External liquid site gauge
- 120 gallon rear mounted rinse tank
- 2 ½ gallon hand wash tank
- ¼" steel-formed frame with 30" ground clearance, reducing crop damage.
- Fold-away ladder provides easy access to the large work platform, for added safety when filling tank.
- One of the shortest "hitch pin to axle" lengths in the industry - 140"
- 7000 lb. tongue jack
- Large storage compartment conveniently located for storing extra nozzles, clamps, etc.
- Single tube hitch frame allows for improved turning. The cast hitch can be adjusted vertically in 1 ½" increments.
- 320 / 90R46 radial tires provide a smooth ride and low field compaction.
- Pump and plumbing are center mounted allowing for shorter hoses and improved pump priming.
- 50 mesh main filter and 60 mesh feeder line filters prevent tip plugging.
- Centrally located controls for convenient valve operation
- 160 lb. glycerin-filled gauge
- 2" quick couplers for bottom filling tanks
- The hydraulic front fold booms feature a nitrogen charged accumulator system combined with leveling linkage and shock absorbers to soften the ride. Live hydraulic control block requires only one set of remote outlets to perform all boom functions.
- The Hydraulic pendant/block for use with closed center tractor hydraulic system.
- Booms feature wing fold, hydraulic height adjust, independent wing leveling and outer wing breakaway.
- Boom can be folded to spray in a 60' or an unfolded 80 / 90' width.
- Boom folds to a transport width of 12'.
- Booms are available with ¾" high volume plumbing and TeeJet® diaphragm check nozzles spaced at 20".
- Boom plumbing offers a choice of either single or triple drip free diaphragm check nozzles.
- Light system consists of flasher/turn signal and taillights for added road safety.
- Unique hydraulic glide suspension system makes the boom wings weightless. The guide wheels activate the hydraulic system and automatically adjust for uneven terrain. Guide wheels have puncture proof tires. (optional).
- 7 gallon chemical eductor (optional)
- 33 gallon foam marker (optional)
- Approximate weight 1050: 6700 lbs, 1250: 7600 lbs

NOTE: Sprayer is less spray tips.
Factory setup is standard.
All sprayer plumbing is tested to 90 PSI.



Raven® 450
sprayer control
system



Astro II GPS Speed Sensor
for use with Raven® 450



Chemical Eductor



2" Flow Meter with digital display



Pendant boom control with live hydraulic front fold models



Trailer Assembly with Tank

Includes 46" wheels & tires

1050 Gallon Big Wheel Tank & Trailer Assembly (90"- 144" wheel spacing) (Red)	9411141-10	\$27,258.00
1050 Gallon Big Wheel Tank & Trailer Assembly (90"- 144" wheel spacing) (Black)	9411141-76	\$27,258.00
1250 Gallon Big Wheel Tank & Trailer Assembly (90"- 144" wheel spacing) (Red)	9411138-10	\$28,388.00
1250 Gallon Big Wheel Tank & Trailer Assembly (90"- 144" wheel spacing) (Black)	9411138-76	\$28,388.00



Pumps

Hypro® Hydraulic Pump with Life Guard™ Seal & Flanged Ports (hoses included)(C9314HM1) .	9425073	40 lbs.	\$1,536.00
Ace Hydraulic Pump with Silicone Carbide Seal & Flanged ports (FMC150HYD304) (hoses included)	9425074	38 lbs.	\$1,466.00



Plumbing

Raven® Flow Meter, Regulator, & Trailer Wire Harness w/5 Motorized Valves & Plumbing (7 valves maximum)	9425081		\$3,628.00
---	----------------	--	------------



Controls

Raven® 450 Automatic Rate Control, Cable and Speed Sensor	9425087		\$2,886.00
Raven® ECU Automatic Rate Control, Auto Boom Shut Off & Mapping, works with most late model VT	9425096		\$4,855.00
Mueller ECU Automatic Rate Control, Auto Boom Shut Off, Mapping, works with most late model VT	9425095		\$3,267.00

Note: Unlock required from OEM



Boom without Plumbing

Hydraulic Front Fold Boom

60', 80/90' Combination Hydraulic Front Fold Boom (Tractor must be equipped with closed center hydraulic system.)	9488130		\$22,712.00
---	----------------	--	-------------

Note: For 80' spray pattern, outer 5' sections can be removed.

Front Fold Boom Accessories

TeeJet® Drip Free (55 Nozzles) for 60', 80/90' Boom	9428159		\$1,400.00
TeeJet® Triple Drip Free (55 Nozzles) for 60', 80/90' Boom	9428160		\$2,146.00
Hydraulic Glide Suspension System (factory installed only) (Tractor must be equipped with closed center hydraulic system.)	9428152	20 lbs.	\$3,660.00



Accessories

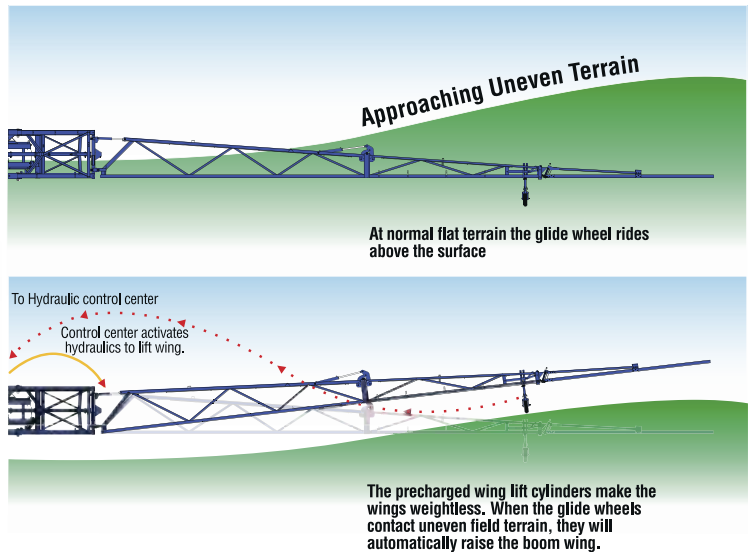
Astro II GPS Speed Sensor 1Hz (for use with Raven® 450)	14071	1 lbs.	\$468.00
2" Flow Meter with digital display for tank fill	9428163	5 lbs.	\$1,234.00
33 Gallon Foam Marker Charcoal Tank (for more information, see Component Section)	9428168	107 lbs.	\$1,975.00
33 Gallon Foam Marker Yellow Tank (for more information, see Component Section)	9428157	107 lbs.	\$1,975.00
Chemical Eductor Vacuum Flow (for more information, see Component Section)	9428164	125 lbs.	\$1,705.00
Fence Line Spray Kit, Electric	9428002	5 lbs.	\$174.00

Note: All units are factory setup and tested to 90 PSI. 15" nozzle spacing available by special order.

HOW THE HYDRAULIC GLIDE SUSPENSION WORKS



Cab mounted console allows operator to adjust the precharge on the wing lift cylinders for optimal boom performance.



1200 Gallon SIDEQUEST® Sprayers



U.S. Patent No. 6,286,870 & 8,839,999



FEATURES

- Two 600 gallon polyethylene tanks with 16" fillwells, molded sight gauge, large centered drainage sump and high volume jet agitator.
- Better visibility - Tanks are mounted longitudinal for superb visibility.
- Tank mounting brackets deliver excellent front to rear weight distribution ratio (25% front; 75% rear) and optimal row crop spraying clearance. Extended rear axle spindle mount allows weight to be shifted to the rear, relieving stress on the tractor's front axle and chassis. Units will fit on tractors with or without front duals. Rear duals are required.
- 3.5" rear spindle diameter with oil bathed tapered bearings located under tank, resulting in exceptional weight distribution
- Transport Width - 16' 11" when wheels/tracks are set on 120" centers.
- Tanks and brackets designed for optimal row crop spraying clearance
- 3 point 80/90' hydraulic front fold boom with leveling linkage and shock absorbers to soften the ride. Live hydraulic control block requires only one set of remote outlets to perform all boom functions.
- Boom can be folded to spray in a 60' or an unfolded 80/90' width.
- Unique hydraulic glide suspension system makes the boom wings weightless. The guide wheels activate the hydraulic system and automatically adjust for uneven terrain. Guide wheels have puncture proof tires. (optional).
- Quick & easy - 3-point rear mount hookup with quick couple plumbing and jack stands for easy installation and removal. Fits category II or III.
- Easy access control panel - makes easy work of preparation, refilling and clean-up.
- 100 gallon rinse tank - thoroughly flushes entire system.
- Front mounted step and work platform. (Optional)

NOTE: Tractors with aftermarket dual hubs may require different mounting bolts.

NOTE: Hub spacer assembly is designed for tractors with 520 or narrower rear tractor tires.

NOTE: Front fenders need to be removed on most models. Factory setup is standard for 3-point frame and boom assembly.

NOTE: Not applicable on Tractors with mid frame hydraulics and front 3-point.



Easy access controls.



Easy attach tank mounts.





Tanks & Brackets with 10 bolt hub assembly

1200 Gallon, White Tanks, 30" row spacing	9422238	3550 lbs.	\$17,396.00
1200 Gallon, Charcoal Tanks, 30" row spacing	9422234	3550 lbs.	\$17,396.00
1200 Gallon, Yellow Tanks, 30" row spacing	9422233	3550 lbs.	\$17,396.00

Order White Tanks for optimum fluid level visibility



Tractor Mounting Brackets (Brackets are required.)

Case IH® Magnum™ Tier 4 Emissions System 180, 190, 210, & 225 (Will not fit 4.75 front suspension)	9422197	340 lbs.	\$2,352.00
Tractors with optional water/fuel separator - relocation kit	6032	5 lbs.	\$55.00
Case IH® MX Magnum™ 180, 200, 210, 220, 230, 240, 255, 270, & 285	9422197	340 lbs.	\$2,352.00
Case IH® MX 215, 245, 275 & 305	9422197	340 lbs.	\$2,352.00
Case IH® Magnum™ Tier 3 Emissions System 245, 275, 305 & **335	9422197	340 lbs.	\$2,352.00
<i>** Not applicable for 335 with front axle suspension</i>			
Case IH® Magnum™ Tier 4 Emissions System 235, 260, 290, 315 & ***340 & 370	9422183	340 lbs.	\$2,352.00
***340 Tier 4 Emissions System hydraulic hose kit	14063	5 lbs.	\$108.46
Case IH® Magnum™ Tier 4B Emissions System 250, 280, 310, ***340 & 380	9422225	340 lbs.	\$2,352.00
***340 & 380 Tier 4B Emissions System hydraulic hose kit	14063	5 lbs.	\$108.46
Spacer kit for models with CVT Transmission	6127		\$172.00
Tractors with front suspension that have factory line interference will need a line kit from Case IH®			
Tractors with optional water/fuel separator - relocation kit	6032	5 lbs.	\$55.00
Challenger® MT645C/D, MT655C/D, MT665C/D, MT675C/D, & MT685C/D with stamped wheels	9422218		\$2,352.00
Massey Ferguson® 8650, 8660, 8670, 8680 & 8690 with stamped wheels	9422218		\$2,352.00
New Holland® TG210, TG215, TG230, TG245, TG255, TG275, TG285, TG305, T8010, T8020, T8030, T8040 & T8050	9422191	340 lbs.	\$2,352.00
New Holland® 4A T8.275, T8.300, T8.330, T8.360 & T8.390 NA for front suspension	9422193	340 lbs.	\$2,352.00
New Holland® 4B T8.320, T8.350, T8.380, T8.410 & T8.435 NA for front suspension	9422236	340 lbs.	\$2,352.00
Spacer kit required on 4B Emission models	6110		\$562.00
Tractors with optional water/fuel separator - relocation kit	6027	5 lbs.	\$16.00
John Deere® 7200R, 7215R, 7230R, 7260R, 7280R, 7210R, 7230R, 7250R, 7270R, 7290R & 7310R	9422190	340 lbs.	\$2,352.00
*John Deere® 8100, 8200, 8300, 8400, 8110, 8210, 8310, 8410, 8120, 8220, 83208120, 8220, 8320, 8420, 8520, 8130, 8230 FT4 8245R, 8270R, 8295R & 8320R with powershift transmission & heavy duty hubs	9422229	180 lbs.	\$2,352.00
*John Deere® FT4 w/ E23 or iVT™ trans. 8130, 8230, 8330, 8430, 8530, 8225R, 8235R, 8245R, 8260R, 8270R, 8285R, 8295R, 8310R, 8320R, 8335R, 8345R, 8360R, 8245R, 8270R, 8295R, 8320R, 8345R, & 8370R w/ HD hubs	9422230	230 lbs.	\$2,352.00
*For tractors with standard Hubs order Kit	6072		\$173.00
Tractors with optional water/fuel separator - relocation kit	6139	5 lbs.	\$55.00



Three Point Frame

Three Point Frame	9488131		\$4,029.00
-------------------	----------------	--	------------



Pumps

Ace Hydraulic Pump (FMC150HYD304) (hose kit included)	9425068	33 lbs.	\$1,406.00
Hypro Hydraulic Pump (C9314HM1) (hose kit included)	9425067	35 lbs.	\$1,516.00



Plumbing / Pump Mount / Ball Valves

Raven® Flow Meter, Regulator, & Trailer Wire Harness w/5 Motorized Valves & Plumbing (7 valves maximum)	9425084		\$5,721.00
---	----------------	--	------------



Controls

Raven® 450 Automatic Rate Control, Power Cable and Astro II GPS Speed Sensor 1Hz	9425088		\$2,578.00
Raven® ECU Automatic Rate Control, Auto Boom Shut Off & Mapping, works with most late model VT	9425096		\$4,855.00
Mueller ECU Automatic Rate Control, Auto Boom Shut Off, Mapping, works with most late model VT	9425095		\$3,267.00

Note: Unlock required from OEM



Boom without Plumbing

NOTE: Warranty is void if mounted on track units.

60', 80/90' Combination Hydraulic Front Fold Boom (Tractor must be equipped with closed center hydraulic system.)	9488137		\$22,712.00
---	----------------	--	-------------



Front Fold Boom Accessories

NOTE: Order Spray Tips Separately

TeeJet® Drip Free (55 nozzles) for 60', 80/90' Hydraulic Front Fold Boom (5 section)	9428159		\$1,400.00
TeeJet® Triple Drip Free (55 nozzles) for 60', 80/90' Hydraulic Front Fold Boom (5 section)	9428160		\$2,146.00
Hydraulic Glide Suspension System (factory installed only) (Tractor must be equipped with closed center hydraulic system.)	9428152	20 lbs.	\$3,660.00



Accessories

33 Gallon Charcoal Foam Marker	9428168	111 lbs.	\$1,975.00
33 Gallon Yellow Foam Marker	9428157	111 lbs.	\$1,975.00
Hydraulic Glide Suspension System	9428152		\$3,660.00
Fence Line Spray Kit, Electric	9428002	5 lbs.	\$174.00
36" row spacing kit for Case IH Tier 4A	6041		\$518.00
36" row spacing kit	6044		\$562.00
38/40" row spacing kit for JD® 8000 Series	6156		\$1,435.00
Tank Sight Gauge (Kit to do one tank)	6202		\$30.00

Note: All units are factory setup and tested to 90 PSI. 15" nozzle spacing available by special order.

Pull Type fertilizer Applicator



FEATURES

- The 1050/1250 gallon polyethylene tank has a 16" flip-top lid and 2 high volume jet agitators. It's molded-in trough drains spills to rear of sprayer. The 100 gallon 2 stage sump provides optimum tank drainage and decreases sloshing.
- External liquid site gauge.
- 2 ½ gallon hand wash tank.
- ¼" steel-formed frame with 30" ground clearance, reducing crop damage.
- Fold-away ladder provides easy access to the large work platform for added safety when filling tank.
- One of the shortest "hitch pin to axle" lengths in the industry - 140"
- 10,000 lb. tongue jack.
- Large storage compartment.
- Single tube hitch frame allows for improved turning. The cast hitch can be adjusted vertically in 2 ¼" increments.
- 13.6 x 38 bias tires or 320 / 90R46 radial tires.
- 50 mesh main filter and 60 mesh feeder line filters prevent tip plugging.

- Centrally located controls for convenient valve operation.
- 160 lb SS. glycerin-filled gauge.
- 3" quick couplers for bottom filling tanks.
- Light system consists of flasher/turn signal and taillights for added road safety.
- Double bar (5x7) design provides maximum strength.
- Bar uses a center linkage with two cylinders attached. One cylinder is for folding and the second is for wing "Kick Up". This feature "kicks" the wings up 8 degrees to avoid knocking crops down when turning on headlands.
- Hydraulic down pressure to keep coulters in the ground. Down pressure can easily be adjusted without the use of tools.
- 25" Crop clearance from bottom of coulters.
- The bar can be folded from 40' to 30' by folding the outer wings.
- The bar can be folded from 60' to 40' by folding the outer wings.
- Transport width - 19' 7".

NOTE: Toolbar is less StreamJet® Injector Tips and Orifices
Factory setup is standard.





Pull Type Fertilizer Applicator

Includes 38" wheels & tires

Trailer 1050 Red with 30' Toolbar (11 coulters on 30" rows, sold separately)	9413084-10		\$39,745.00
Trailer 1050 Black with 30' Toolbar (11 coulters on 30" rows, sold separately)	9413084-30		\$39,745.00
Trailer 1050 Red with 40' Toolbar (15 coulters on 30" rows, sold separately)	9413073-10		\$44,320.00
Trailer 1050 Black with 40' Toolbar (15 coulters on 30" rows, sold separately)	9413073-30		\$44,320.00

Includes 46" wheels & tires

Trailer 1250 Red with 40' Toolbar (15 coulters on 30" rows, sold separately)	9413074-10		\$47,800.00
Trailer 1250 Black with 40' Toolbar (15 coulters on 30" rows, sold separately)	9413074-30		\$47,800.00
Trailer 1250 Red with 60' Toolbar (23 coulters on 30" rows, sold separately)	9413076-10		\$66,586.00
Trailer 1250 Black with 60' Toolbar (23 coulters on 30" rows, sold separately)	9413076-30		\$66,586.00



Coulter

20" Smooth Blade with Injector, Shield	9413002	each	\$730.00
20" Smooth Blade with Knife, Shield	9413003	each	\$765.00
20" Crucible Fluted Blade with Injector, Shield	9413022	each	\$730.00
20" Crucible Fluted Blade with Knife, Shield	9413023	each	\$765.00
20" Smooth Blade with Injector, Gen III Yetter	9413004	each	\$730.00
20" Smooth Blade with Knife, Gen III Yetter	9413005	each	\$694.00
20" Rippled Blade with Spring Tine Injector, Gen III Yetter	9413026	each	\$730.00
20" Rippled Blade with Knife, Gen III Yetter	9413027	each	\$694.00
20" Smooth Blade with Injector, Xtreme Yetter (Requires Orifice)	9413006	each	\$807.00
20" Smooth Blade with Knife, Xtreme Yetter	9413007	each	\$771.00
20" Rippled Blade with Injector, Xtreme Yetter (Requires Orifice)	9413029	each	\$807.00
20" Rippled Blade with Knife, Xtreme Yetter	9413030	each	\$771.00
20" Smooth Blade with Spring Tine Injector, 2996 Parallel Yetter	9413032	each	\$873.00
20" Smooth Blade with Knife, 2996 Parallel Yetter	9413033	each	\$837.00
20" Rippled Blade with Spring Tine Injector, 2996 Parallel Yetter	9413034	each	\$873.00
20" Rippled Blade with Knife, 2996 Parallel Yetter	9413035	each	\$837.00



Pumps

Hypro Hydraulic Stainless Steel Pump (9306S-HM1C- B3U) (hoses included)	9413061		\$2,394.00
Hypro Hydraulic Pump (9306C-HM1C- BU) (hoses included)	9413062		\$1,769.00
Ace Hydraulic Stainless Steel Pump (FMC-150FS-HYD- 206) (hoses included)	9413063		\$2,244.00
Ace Hydraulic Pump (FMC-150-HYD- 304) (hoses included)	9413064		\$1,650.00



Plumbing / Pump Mount / Ball Valves

30" 15 Coulter, 3 Section	9413065		\$3,957.00
30" 15 Coulter, 5 Section	9413066		\$4,598.00
30" 17 Coulter, 3 Section	9413067		\$4,125.00
30" 17 Coulter, 5 Section	9413068		\$4,767.00
30" 23 Coulter, 3 Section	9413069		\$4,193.00
30" 23 Coulter, 5 Section	9413070		\$4,884.00
30" 25 Coulter, 3 Section	9413071		\$4,385.00
30" 25 Coulter, 5 Section	9413072		\$5,061.00



Controls

Raven® 440 Rate Controller, 3 Section, GPS Speed Sensor 1Hz	9425092		\$2,782.00
Raven® 450 Rate Controller, 5 Section, GPS Speed Sensor 1Hz	9425093		\$3,044.00
Raven® ECU Automatic Rate Control, Auto Boom Shut Off & Mapping, works with most late model VT	9425096		\$4,855.00
Mueller ECU Automatic Rate Control, Auto Boom Shut Off, Mapping, works with most late model VT	9425095		\$3,267.00

Note: Unlock required from OEM



Accessories

Offset Kit for 20" Rows, Shield	9413025		\$313.00
Offset Kit for 20" Rows, Yetter	9413028		\$313.00
Coulter Extension Kit 40' Tool Bar for 17 (30" rows) or 25 (20" rows) (2 required)	15015-76	each	\$146.70
Coulter Extension Kit 60' Tool Bar for 25 (30" rows) or 37 (20" rows) (2 required)	15016-76	each	\$146.70



Three Point fertilizer Applicator



FEATURES

- Bar uses a center linkage with two cylinders attached. One cylinder is for folding and the second is for wing “Kick Up”. This feature “kicks” the wings up 8 degrees to avoid knocking crops down when turning on headlands.
- The “Kick Up” cylinder and “Folding” cylinder are on two separate hydraulic blocks so when the tool bar is unfolded the bar will be in the “Kicked” up position. This feature prevents the coulters from crashing into the ground.
- Hydraulic down pressure to keep coulters in the ground. Down pressure can easily be adjusted without the use of tools.
- The 40' bar has built in flex that allows the inner wing to move 8 degrees above and below horizontal.
- The bar can be folded from 40' to 30' by folding the outer wings.
- Category “3” or “4” rear mount brackets may be used with “Quick Attach” three point hookup.
- Transport width - 19' 7"





Three Point Toolbar

30' Three Point Toolbar (11 coulters on 30" rows, sold separately)	9413081	\$17,744.00
40' Three Point Toolbar (15 coulters on 30" rows, sold separately)	9413001	\$21,714.00
60' Three Point Toolbar (23 coulters on 30" rows, sold separately)	9413048	\$36,574.00



Coulter

20" Smooth Blade with Injector, Shield	9413002	each	\$730.00
20" Smooth Blade with Knife, Shield	9413003	each	\$765.00
20" Crucible Fluted Blade with Injector, Shield	9413022	each	\$730.00
20" Crucible Fluted Blade with Knife, Shield	9413023	each	\$765.00
20" Smooth Blade with Injector, Gen III Yetter	9413004	each	\$730.00
20" Smooth Blade with Knife, Gen III Yetter	9413005	each	\$694.00
20" Rippled Blade with Spring Tine Injector, Gen III Yetter	9413026	each	\$730.00
20" Rippled Blade with Knife, Gen III Yetter	9413027	each	\$694.00
20" Smooth Blade with Injector, Xtreme Yetter (Requires Orifice)	9413006	each	\$807.00
20" Smooth Blade with Knife, Xtreme Yetter	9413007	each	\$771.00
20" Rippled Blade with Injector, Xtreme Yetter (Requires Orifice)	9413029	each	\$807.00
20" Rippled Blade with Knife, Xtreme Yetter	9413030	each	\$771.00
20" Smooth Blade with Spring Tine Injector, 2996 Parallel Yetter	9413032	each	\$873.00
20" Smooth Blade with Knife, 2996 Parallel Yetter	9413033	each	\$837.00
20" Rippled Blade with Spring Tine Injector, 2996 Parallel Yetter	9413034	each	\$873.00
20" Rippled Blade with Knife, 2996 Parallel Yetter	9413035	each	\$837.00



Pumps

Hypro Hydraulic Stainless Steel Pump (9306S-HM1C- B3U) (hoses included)	9413008	\$2,409.00
Hypro Hydraulic Pump (9306C-HM1C- BU) (hoses included)	9413009	\$1,701.00
Ace Hydraulic Stainless Steel Pump (FMC-150FS-HYD- 206) (hoses included)	9413010	\$2,255.00
Ace Hydraulic Pump (FMC-150-HYD- 304) (hoses included)	9413011	\$1,659.00



40' Plumbing

30" 15 Coulter, 3 Section	9413012	\$3,766.00
30" 15 Coulter, 5 Section	9413013	\$4,403.00
30" 17 Coulter, 3 Section	9413014	\$3,982.00
30" 17 Coulter, 5 Section	9413015	\$4,619.00
20" 23 Coulter, 3 Section	9413016	\$4,208.00
20" 23 Coulter, 5 Section	9413017	\$4,845.00
20" 25 Coulter, 3 Section	9413018	\$4,321.00
20" 25 Coulter, 5 Section	9413019	\$4,958.00



60' Plumbing

30" 23 Coulter, 3 Section	9413049	\$4,064.00
30" 23 Coulter, 5 Section	9413050	\$4,742.00
30" 25 Coulter, 3 Section	9413051	\$4,290.00
30" 25 Coulter, 5 Section	9413052	\$4,917.00
20" 35 Coulter, 3 Section	9413053	\$4,464.00
20" 35 Coulter, 5 Section	9413054	\$5,102.00
20" 37 Coulter, 3 Section	9413055	\$4,655.00
20" 37 Coulter, 5 Section	9413056	\$5,215.00



Controls

Raven® 440 Rate Controller, 3 Section, GPS Speed Sensor 1Hz	9425092	\$2,782.00
Raven® 450 Rate Controller, 5 Section, GPS Speed Sensor 1Hz	9425093	\$3,044.00
Raven® ECU Automatic Rate Control, Auto Boom Shut Off & Mapping, works with most late model VT	9425096	\$4,855.00
Mueller ECU Automatic Rate Control, Auto Boom Shut Off, Mapping, works with most late model VT	9425095	\$3,267.00

Note: Unlock required from OEM



Accessories

Offset Kit for 20" Rows, Shield	9413025	\$313.00
Offset Kit for 20" Rows, Yetter	9413028	\$313.00
Coulter Extension Kit 40' Tool Bar for 17 (30" rows) or 25 (20" rows) (2 required)	15015-76	each \$146.70
Coulter Extension Kit 60' Tool Bar for 25 (30" rows) or 37 (20" rows) (2 required)	15016-76	each \$146.70
Adjustable Hitch for pull behind implement	9413046	each \$1,279.00
Three Point Limit Switch	9413080	each \$334.00

StreamJet® Injector Tips and Orifices See Page 62

Tractor Mount Quick fit List

CASE IH

MODEL	Quick Tach 400	Quick Tach 500	Inline/Tear Drop 600	SideQuest 700 &1000	SideQuest 1200
MX Magnum 200	N/A	N/A	9422199	9422196	9422197
MX Magnum 210	N/A	N/A	9422199	9422196	9422197
MX Magnum 220	N/A	N/A	9422199	9422196	9422197
MX Magnum 230	N/A	N/A	9422199	9422196	9422197
MX Magnum 240	N/A	N/A	9422199	9422196	9422197
MX Magnum 255	N/A	N/A	9422199	9422196	9422197
MX Magnum 270	N/A	N/A	9422199	9422196	9422197
MX Magnum 285	N/A	N/A	9422199	9422196	9422197
MX 215	N/A	N/A	9422199	9422196	9422197
MX 245	N/A	N/A	9422199	9422196	9422197
MX 275	N/A	N/A	9422199	9422196	9422197
MX 305	N/A	N/A	9422199	9422196	9422197
Magnum 7110	TB470QTMFD	TB570QTMFD	9422064	9422159	N/A
Magnum 7120	TB470QTMFD	TB570QTMFD	9422064	9422159	N/A
Magnum 7130	TB470QTMFD	TB570QTMFD	9422064	9422159	N/A
Magnum 7140	TB470QTMFD	TB570QTMFD	9422064	9422159	N/A
Magnum 7150	TB470QTMFD	TB570QTMFD	9422064	9422159	N/A
Magnum 7210	TB470QTMFD	TB570QTMFD	9422064	9422159	N/A
Magnum 7220	TB470QTMFD	TB570QTMFD	9422064	9422159	N/A
Magnum 7230	TB470QTMFD	TB570QTMFD	9422064	9422159	N/A
Magnum 7240	TB470QTMFD	TB570QTMFD	9422064	9422159	N/A
Magnum 7250	TB470QTMFD	TB570QTMFD	9422064	9422159	N/A
Magnum 7250	TB470QTMFD	TB570QTMFD	9422064	9422159	N/A
Magnum 8910	TB470QTMFD	TB570QTMFD	9422064	9422159	N/A
Magnum 8920	TB470QTMFD	TB570QTMFD	9422064	9422159	N/A
Magnum 8930	TB470QTMFD	TB570QTMFD	9422064	9422159	N/A
Magnum 8940	TB470QTMFD	TB570QTMFD	9422064	9422159	N/A
Magnum 8950	TB470QTMFD	TB570QTMFD	9422064	9422159	N/A
***Magnum 180	N/A	N/A	9422199	9422196	9422197
***Magnum 190	N/A	N/A	9422199	9422196	9422197
***Magnum 210	N/A	N/A	9422199	9422196	9422197
Magnum 215	N/A	N/A	9422199	9422196	9422197
***Magnum 225	N/A	N/A	9422199	9422196	9422197
**Magnum 235	N/A	N/A	N/A	9422184	9422183
Magnum 245	N/A	N/A	9422199	9422196	9422197
**Magnum 260	N/A	N/A	N/A	9422184	9422183
Magnum 275	N/A	N/A	9422199	9422196	9422197
**Magnum 290	N/A	N/A	N/A	9422184	9422183
*Magnum 305	N/A	N/A	9422199	9422196	9422197
**Magnum 315	N/A	N/A	N/A	9422184	9422183
*Magnum 335	N/A	N/A	9422199	9422196	9422197
**Magnum 340	N/A	N/A	N/A	9422184	9422183
Magnum 370	N/A	N/A	N/A	9422184	9422183
Magnum 380	N/A	N/A	N/A	9422184	9422183
Magnum 250 T4B	N/A	N/A	9422226	9422224	9422225
Magnum 280 T4B	N/A	N/A	9422226	9422224	9422225
Magnum 310 T4B	N/A	N/A	9422226	9422224	9422225
Magnum 340 T4B	N/A	N/A	9422226	9422224	9422225
Magnum 380 T4B	N/A	N/A	9422226	9422224	9422225
Stieger 335 (4WD Wheeled)	N/A	N/A	9422206	N/A	9422205
Stieger 350 (4WD Rowtrac™ & Wheeled)	N/A	N/A	9422211	N/A	****9422207
Stieger 400 (4WD Rowtrac™ & Wheeled)	N/A	N/A	9422211	N/A	****9422207
Stieger 450 (4WD Rowtrac™ & Wheeled)	N/A	N/A	9422211	N/A	****9422207
Stieger 370 (4WD Rowtrac™ & Wheeled)	N/A	N/A	9422211	N/A	****9422207
Stieger 420 (4WD Rowtrac™ & Wheeled)	N/A	N/A	9422211	N/A	****9422207
Stieger 470 (4WD Rowtrac® & Wheeled)	N/A	N/A	9422211	N/A	****9422207
Stieger 470 (4WD Quadtrac® & Wheeled)	N/A	N/A	9422227	N/A	N/A
Stieger 500 (4WD Quadtrac® & HD Wheeled)	N/A	N/A	9422227	N/A	N/A
Stieger 540 (4WD Quadtrac® & HD Wheeled)	N/A	N/A	9422227	N/A	N/A
Stieger 550 (4WD Quadtrac® & HD Wheeled)	N/A	N/A	9422227	N/A	N/A
Stieger 580 (4WD Quadtrac® & HD Wheeled)	N/A	N/A	9422227	N/A	N/A
Stieger 600 (4WD Quadtrac® & HD Wheeled)	N/A	N/A	9422227	N/A	N/A
Stieger 620 (4WD Quadtrac® & HD Wheeled)	N/A	N/A	9422227	N/A	N/A

Magnums equipped with optional water/fuel separator require relocation kit (6032)
 Some Tier 4 Emission Systems may require hydraulic hose kit (14063) on SideQuest models
 *305 & 335 equipped with optional suspended front end will only fit 700 &1000 SideQuest
 with Class 5 should work on 4.75 scissor suspension.
 ** Tractors with front suspension that have factory line interference will need a line kit from Case IH®
 *** 1000 gallon will not fit 4.75 Front suspension with 6019 spacer.
 **** Wheeled only

Tractor Mount Quick fit List

John Deere

Tractor Mounts Quick Fit List

MODEL	Quick Tach 400	Quick Tach 500	Inline 600	SideQuest 700 & 1000	SideQuest 1200
8100	9422168	9422169	9422068	9422231	9422229
8110	9422168	9422169	9422068	9422231	9422229
*8120	9422168	9422169	9422068	9422231	9422229
8130	9422168	9422169	9422068	9422231	9422229
8130 IVT	N/A	N/A	9422126	9422232	9422230
8200	9422168	9422169	9422068	9422231	9422229
8210	9422168	9422169	9422068	9422231	9422229
*8220	9422168	9422169	9422068	9422231	9422229
8225R	N/A	N/A	9422068	9422231	9422229
8225R IVT	N/A	N/A	9422126	9422232	9422230
8230	9422168	9422169	9422068	9422231	9422229
8230 IVT	N/A	N/A	9422126	9422232	9422230
8235R	N/A	N/A	9422068	9422231	9422229
8235R IVT	N/A	N/A	9422126	9422232	9422230
8245R	N/A	N/A	9422068	9422231	9422229
8245R FT4	N/A	N/A	9422068	9422231	9422229
8245R IVT	N/A	N/A	9422126	9422232	9422230
8245R IVT/E23 FT4	N/A	N/A	9422126	9422232	9422230
8260R	N/A	N/A	9422068	9422231	9422229
8260R IVT	N/A	N/A	9422126	9422232	9422230
8270R	N/A	N/A	9422068	9422231	9422229
8270R FT4	N/A	N/A	9422068	9422231	9422229
8270R IVT	N/A	N/A	9422126	9422232	9422230
8270R IVT/E23 FT4	N/A	N/A	9422126	9422232	9422230
8285R	N/A	N/A	9422068	9422231	9422229
8285R IVT	N/A	N/A	9422126	9422232	9422230
8295R	N/A	N/A	9422068	9422231	9422229
8295R FT4	N/A	N/A	9422068	9422231	9422229
8295R IVT	N/A	N/A	9422126	9422232	9422230
8295R IVT/E23 FT4	N/A	N/A	9422126	9422232	9422230
8300	9422168	9422169	9422068	9422231	9422229
8310	9422168	9422169	9422068	9422231	9422229
8310R	N/A	N/A	9422068	9422231	9422229
8310R IVT	N/A	N/A	9422126	9422232	9422230
*8320	9422168	9422169	9422068	9422231	9422229
8320R	N/A	N/A	9422068	9422231	9422229
8320R FT4	N/A	N/A	9422068	9422231	9422229
8320R IVT	N/A	N/A	9422126	9422232	9422230
8320R IVT/E23 FT4	N/A	N/A	9422126	9422232	9422230
8330	9422168	9422169	9422068	9422231	9422229
8330 IVT	N/A	N/A	9422126	9422232	9422230
8335R	N/A	N/A	9422068	9422231	9422229
8335R IVT	N/A	N/A	9422126	9422232	9422230
8345R IVT	N/A	N/A	9422126	9422232	9422230
8345R IVT/E23 FT4	N/A	N/A	9422126	9422232	9422230
8360R IVT	N/A	N/A	9422126	9422232	9422230
8370R IVT/E23 FT4	N/A	N/A	9422126	9422232	9422230
8400	9422168	9422169	9422068	9422231	9422229
8410	9422168	9422169	9422068	9422231	9422229
8420	9422168	9422169	9422068	9422231	9422229
8430	9422168	9422169	9422068	9422231	9422229
8430 IVT	N/A	N/A	9422126	9422232	9422230
8520	9422168	9422169	9422068	9422231	9422229
8530 IVT	N/A	N/A	9422126	9422232	9422230

*8120, 8220 & 8320 models equipped with 46" rear tires will be short frame, models with 50" rear tires will be a long frame.

John Deere

MODEL	Quick Tach 400	Quick Tach 500
4050 4250 4350 4450 4750 4850	TB460QTMFD	TB560QTMFD
4055 4255 4455 4555 4755 4955	TB460QTMFD	TB560QTMFD
4560 4760 4960	TB460QTMFD	TB560QTMFD

Tractor Mount Quick fit List

John Deere

MODEL	Quick Tach 400	Quick Tach 500	Inline 400	Inline 600	SideQuest 700 & 1000	SideQuest 1200
7200R	N/A	N/A	9422187	9422188	9422189	9422190
7215R	N/A	N/A	9422187	9422188	9422189	9422190
7230R	N/A	N/A	9422187	9422188	9422189	9422190
7260R	N/A	N/A	9422187	9422188	9422189	9422190
7280R	N/A	N/A	9422187	9422188	9422189	9422190
7210R	N/A	N/A	9422187	9422188	9422189	9422190
7230R	N/A	N/A	9422187	9422188	9422189	9422190
7250R	N/A	N/A	9422187	9422188	9422189	9422190
7270R	N/A	N/A	9422187	9422188	9422189	9422190
7290R	N/A	N/A	9422187	9422188	9422189	9422190
7310R	N/A	N/A	9422187	9422188	9422189	9422190
7400	N/A	N/A	N/A	N/A	N/A	N/A
7600	TB740QTMFD	TB750QTMFD	N/A	N/A	N/A	N/A
7610	TB740QTMFD	TB750QTMFD	N/A	N/A	N/A	N/A
7630	N/A	N/A	N/A	N/A	9422162	N/A
7700	TB740QTMFD	TB750QTMFD	N/A	N/A	N/A	N/A
7710	TB740QTMFD	TB750QTMFD	N/A	N/A	N/A	N/A
7720	N/A	N/A	N/A	N/A	9422162	N/A
7730	N/A	N/A	N/A	N/A	9422162	N/A
7800	TB740QTMFD	TB750QTMFD	N/A	N/A	N/A	N/A
7810	TB740QTMFD	TB750QTMFD	N/A	N/A	N/A	N/A
7820	N/A	N/A	N/A	N/A	9422162	N/A
7830	N/A	N/A	N/A	N/A	9422162	N/A
7920	N/A	N/A	N/A	N/A	9422162	N/A
7930	N/A	N/A	N/A	N/A	9422162	N/A

*Not applicable on Tractors with mid frame hydraulics and front 3-point.

John Deere Track

T Series	700/1000 Brackets	700 Tanks	1000 Tanks
8200T	9422116	9422112	9422114
8210T	9422116	9422112	9422114
8220T	9422116	9422112	9422114
8230T	9422116	9422112	9422114
8300T	9422116	9422112	9422114
8310T	9422116	9422112	9422114
8320T	9422116	9422112	9422114
8330T	9422116	9422112	9422114
8400T	9422116	9422112	9422114
8410T	9422116	9422112	9422114
8420T	9422116	9422112	9422114
8430T	9422116	9422112	9422114
8520T	9422116	9422112	9422114
9300T	9422128	N/A	9422170
9320T	9422128	9422112	9422114
9400T	9422128	N/A	9422170
9420T	9422128	9422112	9422114
9430T	9422128	N/A	9422170
9520T	9422128	9422112	9422114
9530T	9422128	N/A	9422170
9620T	9422128	9422112	9422114
9630T	9422128	N/A	9422170
8295RT	9422167	N/A	9422170
8295RT	9422167	N/A	9422170
8310RT	9422167	N/A	9422170
8320RT	9422167	N/A	9422170
8335RT	9422167	N/A	9422170
8345RT	9422167	N/A	9422170

T Series	700/1000 Brackets	700 Tanks	1000 Tanks
8360RT	9422167	N/A	9422170
9460RT	9422128	N/A	9422170
9510RT	9422128	N/A	9422170
9560RT	9422128	N/A	9422170
8320RT	9422167	N/A	9422170
8345RT	9422167	N/A	9422170
8370RT	9422167	N/A	9422170

John Deere 4WD

4WD	600 Brackets	1200 Brackets
9230	9422210	9422204
9330	9422210	9422204
9430	9422210	9422204
9530	9422210	9422204
9630	9422210	9422204
9360R	9422210	9422204
9410R	9422210	9422204
9460R	9422210	9422204
9510R	9422210	9422204
9560R	9422210	9422204

Tractor Mount Quick fit List

New Holland

MODEL	Quick Tach 400	Quick Tach 500	Inline 400	Inline 600	SideQuest 700 & 1000	SideQuest 1200
TG 210	N/A	N/A	N/A	N/A	9422161	9422191
TG 215	N/A	N/A	N/A	N/A	9422161	9422191
TG 230	N/A	N/A	N/A	N/A	9422161	9422191
TG 245	N/A	N/A	N/A	N/A	9422161	9422191
TG 255	N/A	N/A	N/A	N/A	9422161	9422191
TG 275	N/A	N/A	N/A	N/A	9422161	9422191
TG 285	N/A	N/A	N/A	N/A	9422161	9422191
TG 305	N/A	N/A	N/A	N/A	9422161	9422191
T8.275	N/A	N/A	*9422185	*9422186	*9422192	*9422193
T8.300	N/A	N/A	*9422185	*9422186	*9422192	*9422193
T8.330	N/A	N/A	*9422185	*9422186	*9422192	*9422193
T8.360	N/A	N/A	*9422185	*9422186	*9422192	*9422193
T8.390	N/A	N/A	*9422185	*9422186	*9422192	*9422193
T8.320	N/A	N/A	N/A	N/A	*9422235	*9422236
T8.350	N/A	N/A	N/A	N/A	*9422235	*9422236
T8.380	N/A	N/A	N/A	N/A	*9422235	*9422236
T8.410	N/A	N/A	N/A	N/A	*9422235	*9422236
T8.435	N/A	N/A	N/A	N/A	*9422235	*9422236
T8010	N/A	N/A	N/A	N/A	9422161	9422191
T8020	N/A	N/A	N/A	N/A	9422161	9422191
T8030	N/A	N/A	N/A	N/A	9422161	9422191
T8040	N/A	N/A	N/A	N/A	9422161	9422191
T8050	N/A	N/A	N/A	N/A	9422161	9422191
T9.390 4WD	N/A	N/A	N/A	9422211	N/A	9422207
T9.450 4WD	N/A	N/A	N/A	9422211	N/A	9422207
T9.505 4WD	N/A	N/A	N/A	9422211	N/A	9422207
T9.560 4WD	N/A	N/A	N/A	9422211	N/A	9422207

Ford

MODEL	Quick Tach 400	Quick Tach 500	Inline 400	Inline 600	SideQuest 700 & 1000	SideQuest 1200
8670	TB440QTMFD	TB540QTMFD	N/A	N/A	9422160	N/A
8770	TB440QTMFD	TB540QTMFD	N/A	N/A	9422160	N/A
8870	TB440QTMFD	TB540QTMFD	N/A	N/A	9422160	N/A
8970	TB440QTMFD	TB540QTMFD	N/A	N/A	9422160	N/A

Buhler

MODEL	Quick Tach 400	Quick Tach 500	Inline 400	Inline 600	SideQuest 700 & 1000	SideQuest 1200
2145	TB440QTMFD	TB540QTMFD	N/A	N/A	9422160	N/A
2160	TB440QTMFD	TB540QTMFD	N/A	N/A	9422160	N/A
2180	TB440QTMFD	TB540QTMFD	N/A	N/A	9422160	N/A
2210	TB440QTMFD	TB540QTMFD	N/A	N/A	9422160	N/A

Challenger

MODEL	Quick Tach 400	Quick Tach 500	Inline 400	Inline 600	SideQuest 700 & 1000	SideQuest 1200
MT645C/D	N/A	N/A	N/A	9422216	9422217	9422218
MT655C/D	N/A	N/A	N/A	9422216	9422217	9422218
MT665C/D	N/A	N/A	N/A	9422216	9422217	9422218
MT675C/D	N/A	N/A	N/A	9422216	9422217	9422218
MT685C/D	N/A	N/A	N/A	9422216	9422217	9422218

Massey Ferguson

MODEL	Quick Tach 400	Quick Tach 500	Inline 400	Inline 600	SideQuest 700 & 1000	SideQuest 1200
8650	N/A	N/A	N/A	9422216	9422217	9422218
8660	N/A	N/A	N/A	9422216	9422217	9422218
8670	N/A	N/A	N/A	9422216	9422217	9422218
8680	N/A	N/A	N/A	9422216	9422217	9422218
8690	N/A	N/A	N/A	9422216	9422217	9422218

*Not applicable for tractors equipped with front suspension

1200 Gallon SIDEQUEST®

side mount units



U.S. Patent No. 6,286,870 & 8,839,999



Features

- Two 600 gallon high capacity side mount tanks with 16" fillwell. Delivers excellent front to rear weight distribution ratio (25% front: 75% rear). Extended rear axle spindle mount allows weight to be shifted to the rear, relieving stress on the tractor's front axle and chassis. Units will fit on tractors with or without front duals. Rear duals are required.
- Better visibility - tanks are mounted longitudinal for superb visibility.
- Transport width - 30" Row Spacing (16' 11") when straddle duals are set on 120" centers.
- Transport width - 36" Row Spacing (18' 11") when straddle duals are set on 144" centers.
- Flanged fittings provide leak free plumbing.

NOTE: Tractors with aftermarket dual hubs may require different mounting bolts.
 NOTE: Hub spacer assembly is designed for tractors with 520 or narrower rear tractor tires.
 NOTE: Front fenders need to be removed on most models.
 NOTE: Not applicable on Tractors with mid frame hydraulics and front 3-point.

HOW TO ORDER Choose in this order: 1. **Tanks & Brackets** 2. **Mounting Brackets** 3. **Accessories**



Tanks & Brackets

1200 Gallon, White Tanks, 30" row spacing	9422238	3550 lbs.	\$17,396.00
1200 Gallon, Charcoal Tanks, 30" row spacing	9422234	3550 lbs.	\$17,396.00
1200 Gallon, Yellow Tanks, 30" row spacing	9422233	3550 lbs.	\$17,396.00

Order White Tanks for optimum fluid level visibility



Tractor Mounting Brackets (Brackets are required.)

Case IH® Magnum™ Tier 4 Emissions System 180, 190, 210, & 225 (Will not fit 4.75 front suspension)	9422197	340 lbs.	\$2,352.00
Tractors with optional water/fuel separator - relocation kit	6032	5 lbs.	\$55.00
Case IH® MX Magnum™ 180, 200, 210, 220, 230, 240, 255, 270, & 285	9422197	340 lbs.	\$2,352.00
Case IH® MX 215, 245, 275 & 305	9422197	340 lbs.	\$2,352.00
Case IH® Magnum™ Tier 3 Emissions System 245, 275, 305 & **335	9422197	340 lbs.	\$2,352.00
<i>** Not applicable for 335 with front axle suspension</i>			
Case IH® Magnum™ Tier 4 Emissions System 235, 260, 290, 315 & ***340 & 370	9422183	340 lbs.	\$2,352.00
***340 Tier 4 Emissions System hydraulic hose kit	14063	5 lbs.	\$108.46
Case IH® Magnum™ Tier 4B Emissions System 250, 280, 310, ***340 & 380	9422225	340 lbs.	\$2,352.00
***340 & 380 Tier 4B Emissions System hydraulic hose kit	14063	5 lbs.	\$108.46
Spacer kit for models with CVT Transmission	6127		\$172.00
Tractors with front suspension that have factory line interference will need a line kit from Case IH®			
Tractors with optional water/fuel separator - relocation kit	6032	5 lbs.	\$55.00
Challenger® MT645C/D, MT655C/D, MT665C/D, MT675C/D, & MT685C/D with stamped wheels	9422218		\$2,352.00
Massey Ferguson® 8650, 8660, 8670, 8680 & 8690 with stamped wheels	9422218		\$2,352.00
New Holland® TG210, TG215, TG230, TG245, TG255, TG275, TG285, TG305, T8010, T8020, T8030, T8040 & T8050	9422191	340 lbs.	\$2,352.00
New Holland® 4A T8.275, T8.300, T8.330, T8.360 & T8.390 NA for front suspension	9422193	340 lbs.	\$2,352.00
New Holland® 4B T8.320, T8.350, T8.380, T8.410 & T8.435 NA for front suspension	9422236	340 lbs.	\$2,352.00
Spacer kit required on 4B Emission models	6110		\$562.00
Tractors with optional water/fuel separator - relocation kit	6027	5 lbs.	\$16.00
John Deere® 7200R, 7215R, 7230R, 7260R, 7280R, 7210R, 7230R, 7250R, 7270R, 7290R & 7310R	9422190	340 lbs.	\$2,352.00
*John Deere® 8100, 8200, 8300, 8400, 8110, 8210, 8310, 8410, 8120, 8220, 8320, 8120, 8220, 8320, 8420, 8520, 8130, 8230 FT4 8245R, 8270R, 8295R & 8320R with powershift transmission & heavy duty hubs	9422229	180 lbs.	\$2,352.00
*John Deere® FT4 w/ E23 or iVT™ trans. 8130, 8230, 8330, 8430, 8530, 8225R, 8235R, 8245R, 8260R, 8270R, 8285R, 8295R, 8310R, 8320R, 8335R, 8345R, 8360R, 8245R, 8270R, 8295R, 8320R, 8345R, & 8370R w/ HD hubs	9422230	230 lbs.	\$2,352.00
*For tractors with standard Hubs order Kit	6072		\$173.00
Tractors with optional water/fuel separator - relocation kit	6139	5 lbs.	\$55.00



Accessories

Plumbing Kit for joining tanks includes 2" quick refill	9470026		\$441.00
36" row spacing kit for NH & Case IH Tier 4 & 4B	6041		\$518.00
36" row spacing kit	6044		\$562.00
38/40" row spacing kit for JD® 8000 Series	6156		\$1,435.00
Tank Sight Gauge (Kit to do one tank)	6202		\$30.00

700 & 1000 Gallon SIDEQUEST®

side mount units

Features

- Two 350 or 500 gallon high capacity side mount tanks with 16" fillwell. Delivers excellent front to rear weight distribution ratio (25% front: 75% rear). Extended rear axle spindle mount allows weight to be shifted to the rear, relieving stress on the tractor's front axle and chassis. Units will fit on tractors with or without front duals. Rear duals are required.
- Better visibility - tanks are mounted longitudinal for superb visibility. Choose either high or low clearance for visibility and crop clearance.
- Roll-away jack stands - for easy installation and removal (optional).
- Comfortable transport width - 16' 4" when straddle duals are set on 120" centers.
- Flanged fittings provide leak free plumbing.



Shown with
Optional
X-fold Boom

U.S. Patent No. 6,286,870

- NOTE: Tractors with aftermarket dual hubs may require different mounting bolts.
 NOTE: Hub spacer assembly is designed for tractors with 20.8 or narrower rear tractor tires.
 NOTE: Front fenders need to be removed on most models.
 NOTE: Not applicable on Tractors with mid frame hydraulics and front 3-point.



Optional outside
step /platform



Optional
roll-away
jack stand

Tractor Mounts

HOW TO ORDER Choose in this order: 1. Tanks & Brackets 2. Mounting Brackets 3. Accessories



Tanks & Brackets with 10 bolt hub assembly

700 Gallon, Charcoal Tanks, 30" row spacing	9422214	1710 lbs.	\$11,262.00
700 Gallon, Yellow Tanks, 30" row spacing	9422151	1710 lbs.	\$11,262.00
1000 Gallon, Charcoal Tanks, 30" row spacing	9422212	2080 lbs.	\$13,198.00
1000 Gallon, Yellow Tanks, 30" row spacing	9422153	2080 lbs.	\$13,198.00
700 Gallon, Charcoal Tanks, 36" row spacing	9422215	1730 lbs.	\$11,649.00
700 Gallon, Yellow Tanks, 36" row spacing	9422155	1730 lbs.	\$11,649.00
1000 Gallon, Charcoal Tanks, 36" row spacing	9422213	2110 lbs.	\$13,585.00
1000 Gallon, Yellow Tanks, 36" row spacing	9422157	2110 lbs.	\$13,585.00



Tractor Mounting Brackets (Brackets are required.)

Case IH® Magnum™ 7100, 7200 & 8900 series	9422159	223 lbs.	\$1,460.00
Case IH® Magnum™ Tier 4 Emissions System 180, 190, 210, & 225 (4.75 front needs 6019 kit)	9422196	340 lbs.	\$1,811.00
Tractors with optional water/fuel separator - relocation kit	6032	5 lbs.	\$55.00
Case IH® MX Magnum™ 180, 200, 210, 220, 230, 240, 255, 270, & 285	9422196	340 lbs.	\$1,811.00
Case IH® MX 215, 245, 275 & 305	9422196	340 lbs.	\$1,811.00
Case IH® Magnum™ Tier 3 Emissions System 245, 275, 305 & **335	9422196	340 lbs.	\$1,811.00
(* **335 with front axel suspension requires a spacer kit)	6019	15 lbs.	\$219.00
Case IH® Magnum™ Tier 4 Emissions System 235, 260, 290, 315, ***340 & 370	9422184	340 lbs.	\$1,811.00
***340 & 370 Tier 4 Emissions System hydraulic hose kit	14063	5 lbs.	\$108.46
Tractors with front suspension that have factory line interference will need a line kit from Case IH®			
Tractors with optional water/fuel separator - relocation kit	6032	5 lbs.	\$55.00
Case IH® Magnum™ Tier 4B Emissions System 250, 280, 310, ***340 & 380	9422224	340 lbs.	\$1,811.00
***340 & 380 Tier 4B Emissions System hydraulic hose kit	14063	5 lbs.	\$108.46
Tractors with CVT Transmission require spacer kit	6127	46 lbs.	\$172.00
Tractors with front suspension that have factory line interference will need a line kit from Case IH®			
Tractors with optional water/fuel separator - relocation kit	6032	5 lbs.	\$55.00
Challenger® MT645C/D, MT655C/D, MT665C/D, MT675C/D, & MT685C/D with stamped wheels	9422217		\$1,811.00
Massey Ferguson® 8650, 8660, 8670, 8680 & 8690 with stamped wheels	9422217		\$1,811.00
New Holland® / Ford Genesis 8670, 8770, 8870, 8970, Buhler 2145, 2160, 2180 & 2210	9422160	200 lbs.	\$1,460.00
New Holland® TG210, TG215, TG230, TG245, TG255, TG275, TG285, TG305, T8010, T8020, T8030, T8040 & T8050	9422161	200 lbs.	\$1,460.00
New Holland® T8.275, T8.300, T8.330, T8.360 & T8.390	9422192	223 lbs.	\$1,811.00
New Holland® 4B T8.320, T8.350, T8.380, T8.410 & T8.435 NA for front suspension	9422235	223 lbs.	\$1,811.00
Tractors with optional water/fuel separator - relocation kit	6027	5 lbs.	\$16.00
John Deere® 7720, 7820, 7920, 7730, 7830 & 7930	9422162	223 lbs.	\$1,460.00
John Deere® 7200R, 7215R, 7230R, 7260R, 7280R, 7210R, 7230R, 7250R, 7270R, 7290R, 7310R (NA for Trac with front 3-point)	9422189	223 lbs.	\$1,811.00
* John Deere® 8100, 8200, 8300, 8400, 8110, 8210, 8310, 8410, 8120, 8220, 8320, 8420, 8130, 8230, 8330, 8430, 8225R, 8235R, 8245R, 8260R, 8270R, 8285R, 8295R, 8310R, 8320R & 8335R FT4 8245R, 8270R, 8295R & 8320R with powershift transmission & heavy duty hubs	9422231	180 lbs.	\$1,460.00
* John Deere® 8130, 8230, 8330, 8430, 8530, 8225R, 8235R, 8245R, 8260R, 8270R, 8285R, 8295R, 8310R, 8320R, 8335R, 8345R & 8360RFT4 w/ E23 or IVT™ trans. 8245R, 8270R, 8295R, 8320R, 8345R, & 8370R w/ HD hubs	9422232	230 lbs.	\$1,811.00
* For tractors with standard Hubs order Kit	6072		\$173.00
Tractors with optional water/fuel separator - relocation kit	6139	5 lbs.	\$55.00
Tractors with optional long frames - require 3" spacer kit	6127	46 lbs.	\$172.00



Accessories

Roll-away Jack Stands	9470016	145 lbs.	\$748.00
Folding Step / Platform	9470023	50 lbs.	\$277.00
Plumbing Kit for joining tanks includes 2" quick refill	9470025		\$743.00
Adjustable Drop Channel Kit required with non JD tanks, prior 2015	5895		\$694.00
Tank Sight Gauge (Kit to do one tank)	6202		\$30.00

700 & 1000 Gallon SIDEQUEST® track units

Features

- Two 350 or 500 gallon high capacity side mount tanks with 16" fillwell.
- Better visibility - tanks are mounted longitudinal for superb visibility.
- Comfortable transport width.



U.S. Patent No. 6,286,870

HOW TO ORDER Choose in this order: 1. Tanks 2. Square Tube Mounting Brackets



Tanks

700 - 2/350 Gallon Yellow Tanks for John Deere® 8100T, 8200T, 8300T, 8400T, 8110T, 8210T, 8310T, 8410T, 8120T, 8220T, 8320T, 8420T, 8520T, 8420T, 8230T, 8330T, 8430T, 9300T, 9400T, 9320T, 9420T, 9520T & 9620T	9422112	1340 lbs.	\$7,033.00
1000 - 2/500 Gallon Yellow Tanks for John Deere® 8100T, 8200T, 8300T, 8400T, 8110T, 8210T, 8310T, 8410T, 8120T, 8220T, 8320T, 8420T, 8520T, 8420T, 8230T, 8330T, 8430T, 9300T, 9400T, 9320T, 9420T, 9520T & 9620T	9422114	1710 lbs.	\$8,746.00



Tractor Mounting Brackets (required)

John Deere® 8100T, 8200T, 8300T, 8400T, 8110T, 8210T, 8310T, 8410T, 8120T, 8220T, 8320T, 8420T, 8520T, 8230T, 8330T & 8430T	9422116	600 lbs.	\$3,751.00
---	----------------	----------	------------



HOW TO ORDER Choose in this order: 1. Tanks 2. Round Tube Mounting Brackets



Tanks

1000 - 2/500 Gallon Yellow Tanks	9422170	1410 lbs.	\$8,002.00
--	----------------	-----------	------------



Tractor Mounting Brackets (required)

John Deere® 8310RT, 8335RT, 8295RT, 8320RT, 8345RT, 8360RT & 8370RT	9422167	598 lbs.	\$5,564.00
John Deere® 9320T, 9420T, 9520T, 9430T, 9530T, 9630T, 9460RT, 9510RT & 9560RT	9422128	590 lbs.	\$5,564.00

1200 Gallon SIDEQUEST®

4WD articulating tractor



U.S. Patent No. 6,286,870

Features

- Two 600 gallon high capacity side mount tanks with 16" fillwell.
- Better visibility - tanks are mounted longitudinal for superb visibility.
- 21-23" of ground clearance.
- 17'-2" transport width

NOTE: Hub spacer assembly is designed for tractors with 520 or narrower tractor tires.

HOW TO ORDER Choose in this order: 1. Tanks 2. Square Tube Mounting Brackets



Tanks

1200 - 2/600 Gallon Yellow Tank	9422200	\$18,055.00
1200 - 2/600 Gallon Charcoal Tank	9422208	\$18,055.00



Tractor Mounting Brackets (required)

* John Deere® 9230, 9330, 9430, 9530, 9630, 9360R, 9410R, 9460R, 9510R & 9560R	9422204	\$2,904.00
Case IH® Steiger® 335	9422205	\$2,904.00
Case IH® Steiger® 350, 400 & 450	9422207	\$2,904.00
New Holland® T9.390, T9.450, T9.505 & T9.560	9422207	\$2,904.00

*Tractor must be equipped with front tractor reinforcement kit available from John Deere®

600 Gallon "Quick Tach"

4WD articulating tractor



**Coming Soon
tanks for
9RX Models**



Features

- Two 300 gallon tanks. They feature dual jet agitation, sump, molded sight gauge and 12" fillwell with no-splash cover.
- High clearance brackets include saddles, tank bands, carrier brackets and all necessary bolts for a complete installation.
- 22-25" of ground clearance.
- 15' transport width.
- 16' 9" transport width for wide frame.

HOW TO ORDER Choose in this order: 1. Tanks 2. Square Tube Mounting Brackets



Tank (2 required)

300 Gallon Yellow Tank	9422202	\$873.00
300 Gallon Charcoal Tank	9422203	\$873.00



Tractor Mounting Brackets (required)

* John Deere® 9230, 9330, 9430, 9530, 9630, 9360R, 9410R, 9460R, 9510R & 9560R	9422210	\$5,236.00
Case IH® Steiger® 335	9422206	\$5,236.00
Case IH® Steiger® Wheeled & Rowtrac™ 350, 370, 400, 420, 450 & 470	9422211	\$5,236.00
Case IH® Steiger® Wheeled(Wide Frame) & Quadtrac™ 450, 470, 500, 540, 550, 580, 600 & 620	9422227	\$5,236.00
New Holland® T9.390, T9.450, T9.505 & T9.560	9422211	\$5,236.00
New Holland® T9.600, T9.615, T9.645, T9.670 & T9.700	9422227	\$5,236.00

*Tractor must be equipped with front tractor reinforcement kit available from John Deere®

“Quick Tach” Inline Tank Units

mechanical front wheel drive tractors

Features

- The Demco inline tanks are available in two sizes: 200 or 300 gallon capacities. They feature dual jet agitation, sump, molded sight gauge and fillwell with no-splash cover. The 300 gallon tank has a poly baffle.
- High clearance brackets allow for approximately 30" of ground clearance.
- Demco's centrifugal plumbing kits feature single section or three section electric controls.
- Transport width: 16' 6"



NOTE: Do not exceed the tractor manufacturer's frame load capacity recommendation.

NOTE: Not applicable on tractors with front duals.





NOTE: 60" front wheel spacing required.

NOTE: 60" diameter x 16" wide maximum front tire.

NOTE: Check tractor frame interference when equipped with front 3-point.

NOTE: Not applicable on Tractors with mid frame hydraulics and front 3-point.

HOW TO ORDER Choose in this order: 1. Tank 2. Tractor Mounting Brackets 3. Pump / Plumbing / Controls 4. Accessories

	Tank (2 required)			
	200 gallon	PC200A	81 lbs.each	\$626.00
	300 gallon	PC300A	130 lbs.each	\$1,317.00
	Tractor Mounting Brackets			
	Case IH® 7110, 7120, 7130, 7140, 7150, 7210, 7220, 7230, 7240, 7250, 8910, 8920, 8930, 8940 & 8950 600 gallon	9422064	1195 lbs.	\$4,650.00
	Case IH® MX Magnum™ 180, 200, 210, 220, 230, 240, 255, 270 & 285 (Tractors with suspended beam front axle require relocating accumulator)			
	400 gallon	9422198	1123 lbs.	\$4,343.00
	600 gallon	9422199	1195 lbs.	\$4,650.00
	Case IH® MX 215, 245, 275 & 305 (Tractors with suspended beam front axle require relocating accumulator)			
	400 gallon	9422198	1123 lbs.	\$4,343.00
	600 gallon	9422199	1195 lbs.	\$4,650.00
	Case IH® Magnum™ Tier 3 Emissions System 245, 275, 305 & 335* (Tractors with suspended beam front axle require relocating accumulator) *(Not applicable on 335 model with suspended beam front axle)			
	400 gallon	9422198	1123 lbs.	\$4,343.00
	600 gallon	9422199	1195 lbs.	\$4,650.00
	Case IH® Magnum™ Tier 4 Emissions System 180, 190, 210, 225 (Will not fit 4.75 front suspension) (Tractors with suspended beam front axle require relocating accumulator)			
	Tractors with optional water/fuel separator - relocation kit	6032	5 lbs.	\$55.00
	400 gallon	9422198	1123 lbs.	\$4,343.00
	600 gallon	9422199	1195 lbs.	\$4,650.00
	Case IH® Magnum™ Tier 4B Emissions System 250, 280, 310, 340 & 380 (Will not fit CL5 suspension) (Tractors with suspended beam front axle require relocating accumulator)			
	Tractors with optional water/fuel separator - relocation kit	6032	5 lbs.	\$55.00
	600 gallon	9422226	1195 lbs.	\$4,650.00
	Challenger® MT645D, MT655D, MT665D, MT657D, & MT685D			
	400 gallon	9422219		\$4,343.00
	600 gallon	9422216		\$4,650.00
	Massey Ferguson® 8650, 8660, 8670, 8680 & 8690			
	400 gallon	9422219		\$4,343.00
	600 gallon	9422216		\$4,650.00
	New Holland® T8.275, T8.300, T8.330, T8.360 & T8.390 Tractors with optional water/fuel separator - relocation kit	6027	5 lbs.	\$16.00
	400 gallon	9422185	1123 lbs.	\$4,343.00
	600 gallon	9422186	1195 lbs.	\$4,650.00
	John Deere® 7200R, 7215R, 7230R, 7260R & 7280R			
	400 gallon	9422187	1000 lbs.	\$4,343.00
	600 gallon	9422188	1028 lbs.	\$4,650.00
	John Deere® with power shift transmissions 8100, 8200, 8300, 8400, 8110, 8210, 8310, 8410, 8120, 8220, 8320, 8420, 8520, 8130, 8230, 8330, 8430, 8225R, 8235R, 8245R, 8260R, 8270R, 8285R, 8295R, 8310R, 8320R & 8335R			
	400 gallon	9422067	1000 lbs.	\$4,343.00
	600 gallon	9422068	1028 lbs.	\$4,650.00
	John Deere® with IVT® transmissions 8130, 8230, 8330, 8430, 8530, 8225R, 8235R, 8245R, 8260R, 8270R, 8285R, 8295R, 8310R, 8320R, 8335R, 8345R, & 8360R			
	400 gallon	9422125	1030 lbs.	\$4,912.00
	600 gallon	9422126	1058 lbs.	\$5,219.00
	Plumbing / Controls (Pump not included) NOTE: For Pump, see Components Section.			
	Plumbing kit (1 section electric)	9470012	40 lbs.	\$1,050.00
	Plumbing kit (3 section electric)	9470013	65 lbs.	\$1,756.00
	Quick refill (2" quick couplers)	PTCTK1	15 lbs.	\$184.00
	Accessories			
	Roll-away Jack Stands	9470015	92 lbs.	\$442.00
	Quick Refill (1 1/2" quick couplers)	9470009	15 lbs.	\$134.00
	Quick Refill (2" quick couplers)	PTCTK1	15 lbs.	\$184.00

"Quick Tach" Side Mount Tank Units

mechanical front wheel drive tractors

Features

- Demco's slim-line polyethylene tanks come in two sizes: 200 or 250 gallon capacities. These tanks feature a dual jet agitator, sump, molded sight gauge and fillwell with a no-splash cover.
- Demco Quick Tach brackets come with saddles, tank bands, carrier brackets and all necessary bolts for complete installation. The undercarriage is bolted to the tractor and can remain on the tractor while the tanks can be removed quickly and easily.
- Transport width: 16'

NOTE: Not applicable on tractors with deep lug front tires or front duals. Fenders need to be removed on most models.

NOTE: Do not exceed the tractor manufacturer's frame load capacity recommendation.



HOW TO ORDER Choose in this order: 1. Tank 2. Tractor Mounting Brackets 3. Pump 4. Plumbing / Controls 5. Accessories



Tank (2 required)

200 gallon	PA200 24C	84 lbs. each	\$617.00
250 gallon	PA250 24C	100 lbs. each	\$762.00



Tractor Mounting Brackets

Case-IH® 7100, 7200 & 8900 Series			
400 Gallon	TB470QTMFD	912 lbs.	\$3,404.00
500 Gallon	TB570QTMFD	918 lbs.	\$3,440.00
Ford Genesis 8670, 8770, 8870 & 8970 Buhler 2145, 2160, 2180 & 2210 (Not applicable with 18.4 or wider front tires)			
400 Gallon	TB440QTMFD	927 lbs.	\$3,311.00
500 Gallon	TB540QTMFD	933 lbs.	\$3,339.00
John Deere® 4000 series			
400 Gallon	TB460QTMFD	1075 lbs.	\$3,794.00
500 Gallon	TB560QTMFD	1081 lbs.	\$3,823.00
John Deere® 7600, 7700, 7800, 7610, 7710 & 7810			
Adaptor Kit for Tractors with ILS™ front axles			
400 Gallon	9470022	20 lbs.	\$118.00
500 Gallon	TB740QTMFD	907 lbs.	\$3,404.00
500 Gallon	TB750QTMFD	913 lbs.	\$3,440.00
John Deere® 8000 Series High Clearance Mounting Brackets (Not applicable for Tier 4 Emission system) (Not applicable with IVT® transmissions) (Not applicable with 20.8 or wider front tires)			
400 Gallon	9422168	725 lbs.	\$3,311.00
500 Gallon	9422169	731 lbs.	\$3,339.00
Massey Ferguson® 3630, 3650, 3670, 3680 & 3690			
400 Gallon	TB430QTMFD	912 lbs.	\$3,311.00
500 Gallon	TB530QTMFD	918 lbs.	\$3,339.00



Pumps

NOTE: For Pump Specifications, see Components Section.

Hypro® Gear Drive Pump 540 RPM	C9006 540	44 lbs.	\$1,001.00
Hypro® Hydraulic Pump (C9303HM1)	C9303HM1	26 lbs.	\$940.00



Plumbing / Controls (Pump not included)

Plumbing kit (1 section electric)	9470012	40 lbs.	\$1,050.00
Plumbing kit (3 section electric)	9470013	65 lbs.	\$1,756.00



Accessories

Quick refill (1½" quick couplers)	9470009	15 lbs.	\$134.00
Quick refill (2" quick couplers)	PTCTK1	15 lbs.	\$184.00
Quick Tach wheels and jackstand	QTWL	30 lbs.	\$316.00
Quick Tach wheels and jackstand (for John Deere® 8000)	9470001	33 lbs.	\$374.00

“Quick Tach” Side Mount

*tank units for standard
two wheel drive tractors*



Features

- Demco's slim-line polyethylene tanks come in two sizes: 200 or 250 gallon. Tanks feature a dual jet agitator, sump, molded sight gauge and fillwell with a no-splash cover.
- Demco “Quick Tach” brackets come with saddles, tank bands, carrier brackets and all necessary bolts for complete installation. The undercarriage is bolted to the tractor and can remain on the tractor while the tanks can be removed quickly and easily. The heavy duty brackets allow you to carry a total of 400 or 500 gallons.
- Transport width: 14'

NOTE: Do not exceed the tractor manufacturer's frame load capacity recommendation.

NOTE: Exhaust manifold should be shielded from tanks.

NOTE: Demco's side mount tractor brackets fit most flat side frames.

HOW TO ORDER Choose in this order: 1. **Tank** 2. **Tractor Mounting Brackets** 3. **Pump** 4. **Plumbing / Controls** 5. **Accessories**

RM Series 600 Gallon rear mount units

Features

- 600 gallon tank with 16 inch fillwell, jet agitation, molded sight gauge, and large centered drainage sump.
- Category "3" or "4" rear mount brackets may be used with "Quick Attach" three point hookup.
- Large, convenient platform with safety rail and ladder for easy filling of the tank.
- Retractable, built-in ground stand for storage when empty.
- A clean water tank is conveniently mounted on the rear mount unit.
- Available with 45, 60, 66 or 80/90' front fold booms.
- Approximate shipping weight 60 - 5110 lbs, 80/90' - 5710 lbs.

NOTE: Factory setup is standard.

NOTE: Order Spray Tips Separately.



HOW TO ORDER Choose in this order: 1. **Frame/Tank** 2. **Pump** 3. **Plumbing** 4. **Controls** 5. **Boom** 6. **Accessories**



Frame

Frame with Charcoal 600 Gallon Tank **9416023** \$6,493.00



Pumps

Ace Hydraulic Pump (FMC150HYD304) (hose kit included) **9425068** 33 lbs. \$1,406.00
Hypro Hydraulic Pump (C9314HM1) (hose kit included) **9425067** 35 lbs. \$1,516.00



Plumbing / Pump Mount / Ball Valves

Raven® Flow Meter, Regulator, 3 Motorized Valves & Plumbing (use with 45, 60, 66' boom) . . . **9425090** \$4,040.00
Raven® Flow Meter, Regulator, 5 Motorized Valves & Plumbing (use with 80/90' boom)
(7 valves maximum) **9425091** \$4,721.00



Controls

Raven® 440 Rate Controller (GPS Speed Sensor 1Hz included) (use with 45, 60, 66' boom) . . . **9425092** \$2,782.00
Raven® 450 Rate Controller (GPS Speed Sensor 1Hz included) (use with 80/90' boom) **9425093** \$3,044.00
Raven® ECU Automatic Rate Control, Auto Boom Shut Off & Mapping, works with most late model VT **9425096** \$4,855.00
Mueller ECU Automatic Rate Control, Auto Boom Shut Off, Mapping, works with most late model VT **9425095** \$3,267.00

Note: Unlock required from OEM



Boom without Plumbing

Hydraulic Front Fold Boom

45' Hydraulic Front Fold Boom **9488139** \$12,991.00
60' Hydraulic Front Fold Boom **9488140** \$13,515.00
66' Hydraulic Front Fold Boom **9488141** \$13,934.00
60', 80/90' Combination Hydraulic Front Fold Boom
(Tractor must be equipped with closed center hydraulic system.) **9488142** \$23,272.00

NOTE: Warranty is void if mounted on track units.

Front Fold Boom Plumbing

TeeJet® Drip Free (27 Nozzles) for 45' Boom **9428118** 20 lbs. \$897.00
TeeJet® Triple Drip Free (27 Nozzles) for 45' Boom **9428121** 23 lbs. \$1,202.00
TeeJet® Drip Free (37 Nozzles) for 60' Boom **9428108** 25 lbs. \$1,077.00
TeeJet® Triple Drip Free (37 Nozzles) for 60' Boom **9428109** 28 lbs. \$1,567.00
TeeJet® Drip Free (40 Nozzles) for 66' Boom **9428120** 25 lbs. \$1,122.00
TeeJet® Triple Drip Free (40 Nozzles) for 66' Boom **9428123** 30 lbs. \$1,644.00
TeeJet® Drip Free (55 nozzles) for 60', 80/90' Hydraulic Front Fold Boom (5 section) **9428159** \$1,400.00
TeeJet® Triple Drip Free (55 nozzles) for 60', 80/90' Hydraulic Front Fold Boom (5 section) **9428160** \$2,146.00



45, 60, 66' Boom Accessories

Foam Marker Mounting Kit **9428170** 20 lbs. \$45.00
33 Gallon Foam Marker with Charcoal Tank **9428167** 107 lbs. \$1,880.00
Wheel Assisted Boom Tip Protectors **9488013** 27 lbs. \$179.00

80/90' Boom Accessories

Foam Marker Mounting Kit **9428170** 20 lbs. \$45.00
33 Gallon Foam Marker with Charcoal Tank **9428168** 111 lbs. \$1,975.00
Hydraulic Glide Suspension System **9428152** \$3,660.00

Accessories

2" Flow Meter with digital display for tank fill **9428163** 5 lbs. \$1,234.00
Fence Line Spray Kit, Electric **9428002** 5 lbs. \$174.00
Chemical Eductor Vacuum Flow (for more information, see Component Section) **9428166** 125 lbs. \$1,371.00
55 Gallon Tank and Mounting for Flushing the Sprayer Tank **9428169** \$1,002.00

RMLE Series 300, 400 & 500 Gallon

rear mount units



500 gallon shown

Features

- 300, 400 or 500 gallon tank with jet agitation, molded sight gauge, sump and fillwell with no-splash cover.
- Rear mount brackets are complete with saddles, tank straps and all necessary bolts.
- Category "2" or "3" rear mount brackets may be used with "Quick Attach" three point hookup.
- Large, convenient platform with safety rail and ladder for easy filling of the tank.
- Retractable, built-in ground stand for storage when empty.
- A clean water tank is conveniently mounted on the rear mount unit.
- Available with three section electric controls for boom spraying.

NOTE: Rear mount is unassembled. Factory setup available.

NOTE: Raven® sprayer controllers require wheel sensor or radar cable (see Components section).

RM Series 150 & 200 Gallon *rear mount units*



Features

- 150 or 200 gallon tank with jet agitation, molded sight gauge, sump, fillwell with no-splash cover.
- Rear mount brackets are complete with saddles, tank bands and all necessary bolts.
- Rear mount brackets will fit categories "1" and "2".
- Unit may be used with a "Quick Attach" three point hookup.
- Non-retractable built-in ground stand for storage when empty.
- Hypro® 8 roller PTO pump (C7560D) will deliver 22 GPM at 1000 RPM, 12 GPM at 540 RPM and 300 PSI max.
- 21', 30' and 40' Truss-T booms feature vertical and horizontal boom breakaway, no drip diaphragm check nozzles spaced at 20".
- Handgun with 25' of hose (optional)



BoomJet® nozzle

See Components section



Three section electric solenoid valve and control



One section electric

80", 12' & 18' Booms



12' Four nozzle boom
80" Two nozzle boom



Boom without Plumbing

12' Boom without Plumbing

18' Boom without Plumbing

DB12B

25 lbs.

\$182.00

DB18B

35 lbs.

\$260.00



Boom with Plumbing 40" spacing

80" Boom (2 nozzles)

12' Boom (4 nozzles)

18' Boom (6 nozzles)

80B25

10 lbs.

\$109.00

DB12

27 lbs.

\$237.00

DB18

38 lbs.

\$334.00

21', 30' & 40' Truss-T Booms



Features

- Designed to meet the requirements of small acreage spraying.
- Vertical and horizontal breakaway minimizes needless wear and tear.
- All hose is 1/2" EPDM chemical resistant rubber.
- Demco's Truss-T booms are available on 150, 200 & 300 gallon trailer sprayers and 60, 80, 150 & 200 gallon rear mounts.

NOTE: 21' & 30' booms are partially preassembled.

NOTE: 40' boom is shipped unassembled.

NOTE: Feeder lines not included.



Boom with Plumbing

NOTE: Order Spray Tips separately (see Components section)

21' Truss-T boom (without plumbing) Transport width 8'

30' Truss-T boom (without plumbing) Transport width 8'

40' Truss-T boom (without plumbing) Transport width 10'

21' Truss-T boom (13 conventional nozzles) Transport width 8'

30' Truss-T boom (19 conventional nozzles) Transport width 8'

40' Truss-T boom (25 conventional nozzles) Transport width 10'

21' Truss-T boom (13 TeeJet® drip free nozzles) Transport width 8'

30' Truss-T boom (19 TeeJet® drip free nozzles) Transport width 8'

40' Truss-T boom (25 TeeJet® drip free nozzles) Transport width 10'

DB21TB

85 lbs.

\$600.00

DB30TB

115 lbs.

\$705.00

DB40TB

170 lbs.

\$1,063.00

DB21T

85 lbs.

\$718.00

DB30T

115 lbs.

\$854.00

DB40T

170 lbs.

\$1,266.00

DB21TDF

85 lbs.

\$970.00

DB30TDF

115 lbs.

\$1,213.00

DB40TDF

170 lbs.

\$1,623.00



Accessories

Convert a 21' Boom to a 30' Boom with Conventional Nozzles

Convert a 21' Boom to a 30' Boom with TeeJet® Drip Free Nozzles

Convert a 21' Boom to a 30' Boom without Plumbing

DB30TEX

30 lbs.

\$142.00

DB30TEXDF

30 lbs.

\$263.00

DB30TEXB

26 lbs.

\$107.00

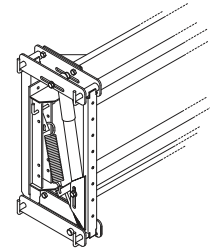
30', & 45' Truss Booms

DTB series



Features

- Heavy duty truss framework eliminates boom wing lashing.
- The boom is made of 1 1/4" heavy wall tubing and 1" tubing on the wing extensions.
- Vertical and horizontal breakaway on the boom wings.
- Boom neatly folds to the rear for 10' transport width.
- All booms are available with 3/4" high volume plumbing and TeeJet® drip free diaphragm check nozzles with stainless steel boom and hose clamps spaced at 20".
- Skids on both ends of boom to protect tips. Wheel assisted tip protectors are optional.
- Feeder lines not included.



Optional DBFT floating boom

NOTE: Booms are unassembled. Factory setup is available.

NOTE: Demco flotation mechanism (DBFT) is recommended for truss boom.

HOW TO ORDER 1. Select Boom 2. Review Optional Accessories



Boom

30' Truss Boom without Plumbing	DB30B	272 lbs.	\$1,557.00
45' Truss Boom without Plumbing	DB45B	305 lbs.	\$2,029.00
30' Truss Boom with TeeJet® Drip Free Plumbing (19 nozzles)	DB30DF	281 lbs.	\$2,098.00
45' Truss Boom with TeeJet® Drip Free Plumbing (27 nozzles)	DB45DF	322 lbs.	\$2,707.00



Accessories

Order Spray Tips separately (see Components section)

3-POINT Mounting Kit

Mounting Brackets to attach Boom to a tractor's 3-point hitch (Category II & III)	DTB3	145 lbs.	\$661.00
---	-------------	----------	----------

REAR MOUNT Mounting Kit

Mounting Brackets to attach Boom to Demco 300 thru 500 gallon Rear Mount units	9416012	80 lbs.	\$313.00
--	----------------	---------	----------

TRAILER Mounting Kit

Universal Mounting Brackets to attach Boom to Trailer Frame	DB9	85 lbs.	\$374.00
Factory setup	SUDB		Net \$231.00
Flotation Mechanism	DBFT	112 lbs.	\$875.00
Auto Boom Leveler	DBSAL	50 lbs.	\$610.00
Hydraulic Height Adjuster for trailer and rear mount models (24" travel)	9428009	190 lbs.	\$1,190.00
Hydraulic Boom Wing Leveling	DBHY	26 lbs.	\$633.00
Wheel Assisted Boom Tip Protectors	DBTP	27 lbs.	\$219.00
Fence Line Spray Kit, Electric	9428002	5 lbs.	\$174.00
Fence Line Spray Kit, Manual	9428003	5 lbs.	\$82.00
Convert a 28' Boom to a 30' Boom without Plumbing	DB30EXB	14 lbs.	\$176.00
Convert a 28' Boom to a 45' Boom without Plumbing	DB45EXB	37 lbs.	\$644.00
Convert a 28' Boom to a 30' Boom with TeeJet® Plumbing	DB30EXDF	17 lbs.	\$249.00
Convert a 28' Boom to a 45' Boom with TeeJet® Plumbing	DB45EXDF	52 lbs.	\$858.00

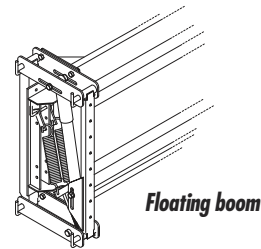
45' & 60' Manual fold

floating booms



Features

- Compact Boom: Overall sprayer length (from sprayer frame of boom) is very close and compact for better weight distribution of the entire sprayer.
- Boom is standard with auto-level and shock & spring flotation system.
- Reinforced hinges for spraying at faster speeds and through rougher field conditions.
- Heavy duty boom latches at folding joints.
- Boom wings and wing extensions are constructed of 1 1/4" heavy wall tubing.
- Spring loaded breakaway. Simple maintenance. Easy to reach grease zerks. Fewer moving parts.
- Rear fold boom, all horizontal folding hinges. Less chance of chemical exposure than booms that fold vertically.
- All booms are available with 3/4" high volume plumbing and TeeJet® drip free diaphragm check nozzles with stainless steel boom and hose clamps spaced at 20".
- Transport width 45' booms: 11'
- Transport width 60' boom: 13' 10"



Floating boom

HOW TO ORDER 1. Choose Boom 2. Choose Boom Plumbing 3. Choose Accessories



Boom without Plumbing

NOTE: If a 60' boom is ordered, Demco recommends the 80"-120" wheel spacing trailer.

45' Floating Boom	DFB45B	608 lbs.	\$4,519.00
60' Floating Boom	DFB60B	690 lbs.	\$5,444.00



Boom Plumbing

NOTE: Order Spray Tips separately (see Components section)

TeeJet® Drip Free (27 Nozzles) for 45' floating boom	9428051	20 lbs.	\$817.00
TeeJet® Drip Free (37 Nozzles) for 60' floating Boom	9428053	25 lbs.	\$1,077.00



Accessories

3-POINT Mounting Kit

Mounting Brackets to attach Boom to a tractor's 3-point hitch (Category II & III)	DTB3	145 lbs.	\$661.00
---	-------------	----------	----------

REAR MOUNT Mounting Kit

Mounting Brackets and Safety Stands to attach Boom to Demco 300 thru 500 gallon Rear Mount Units	9416004	80 lbs.	\$361.00
--	----------------	---------	----------

TRAILER Mounting Kit

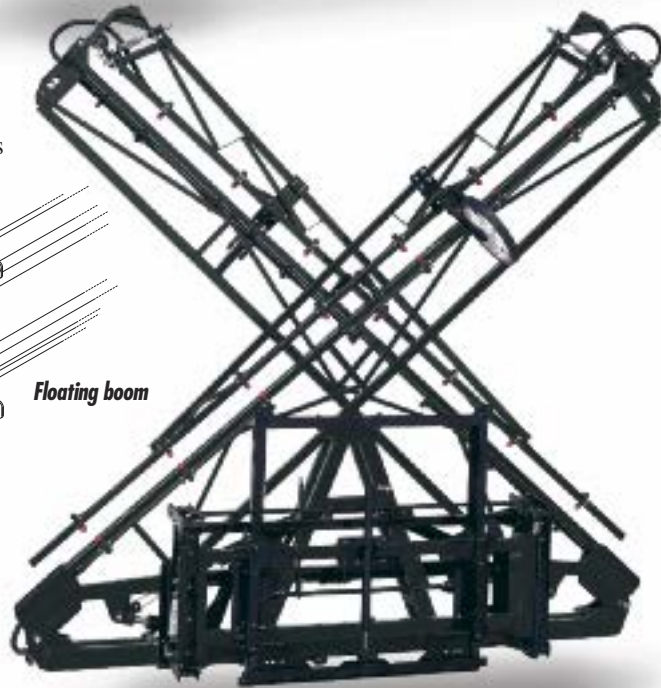
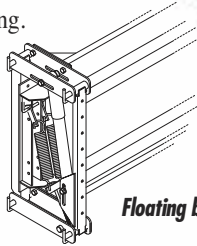
Universal Mounting Brackets to attach Boom to Trailer Frame Units	DHB9	85 lbs.	\$123.00
Factory setup	SUDFB		Net \$425.00
Hydraulic Height Adjuster for trailer and rear mount models (24" travel)	9428009	190 lbs.	\$1,190.00
Hydraulic Boom Leveling (for manual fold booms)	DFHY	28 lbs.	\$720.00
Wheel Assisted Boom Tip Protectors	DFBTP	27 lbs.	\$219.00
Fence Line Spray Kit, Electric	9428002	5 lbs.	\$174.00
Fence Line Spray Kit, Manual	9428003	5 lbs.	\$82.00

45' & 60' Hydraulic *X-fold booms*



Features

- The hydraulic X-fold boom requires two sets of remote outlets and has auto level ride and shock-spring flotation.
- Spring loaded cable ride for cushioning and less swing.
- Hydraulic boom wing leveling.
- Wings fold independently.
- Outer wing breakaway.
- Easy access to 3-point pins and hydraulic hookups.
- Available in three versions: 3-point tractor mount, trailer mount or rear mounted tank unit.
- Transport width: 10' 8"
- Transport height: 11' 9" (at a 20" spraying height)
- All booms are available with 3/4" high volume plumbing and TeeJet® drip free diaphragm check nozzles with stainless steel boom and hose clamps spaced at 20".
- Trailer mounts include hydraulic height adjuster (24" travel).



NOTE: Factory setup is standard. Wings may be removed for shipping.

Lil' Thumper Ground Driven Pumps

5232



5230



PP1

Features

- Lil' Thumper piston pumps can be mounted on most planters and will adapt to other application equipment.
- Ground wheel drive assures accurate rate of application regardless of speed. Rate is easily set by dial pointer.
- Available with manually operated throw-out clutch.
- Color coded reinforced synthetic valves with stainless steel springs and retainers. Stainless steel cage type valves virtually eliminate sticking and leaking and are easily serviced.
- All parts in contact with solution are various types of reinforced synthetic materials and stainless steel for unequalled corrosion resistance and years of service.
- Two self tightening stack-packing glands and drive case seals, with drain between, provide excellent crankcase protection.
- Single piston pump has 7.35 GPM output at 100 RPM full stroke. Double piston pump has 14.7 GPM output at 100 RPM full stroke. Maximum RPM 210. Maximum operating pressure 100 PSI. Recommended operating pressure 20 - 40 PSI.
- 1-1/2" FPT / 2" Flange, inlet and outlet ports.

NOTE: ANY AMOUNT OF LIQUID FERTILIZER, WITH OR WITHOUT ADDITIVES, MAY CAUSE GERMINATION DAMAGE WHEN PLACED IN DIRECT CONTACT WITH THE SEED.

Injection molded case is made of durable du Pont™ Rynite® to resist corrosion from agricultural chemicals and clear liquid fertilizer. Eccentric drive system permits a variable application rate (see "PISTON PUMP" application rate chart). Eccentrics are specially machined 4140 steel bearing material. Case bolts, washers and nuts are stainless steel to resist corrosion.

LIL' THUMPER PISTON PUMPS MAXIMUM APPLICATION CAPACITIES

Based on a tire size with 15" loaded radius and 2:1 ratio.

Swath	Gallons Per Acre	
	PP1	PP2
15 ft.	0 - 78	0 - 156
20 ft.	0 - 58	0 - 116
25 ft.	0 - 47	0 - 94
30 ft.	0 - 39	0 - 78
35 ft.	0 - 33.5	0 - 67
40 ft.	0 - 29	0 - 58
45 ft.	0 - 26	0 - 52
50 ft.	0 - 23.5	0 - 47
60 ft.	0 - 18.5	0 - 37

To increase volume, increase sprocket ratio

Single Piston Pumps

Lil' Thumper Single Piston 1.25" Diameter Solid Shaft	5232	52 lbs.	\$1,500.00
Lil' Thumper Single Piston with clutch, less Shut-off	5230	70 lbs.	\$1,664.00
Lil' Thumper Single Piston with manual shut-off	PP1	80 lbs.	\$1,652.00

Double Piston Pumps

Lil' Thumper Double Piston 1.25" Diameter Solid Shaft only	5233	70 lbs.	\$2,286.00
Lil' Thumper Double Piston with manual shut-off	PP2	100 lbs.	\$2,405.00
Lil' Thumper Double Piston with 25/32 double sprocket	5802	105 lbs.	\$2,471.00



Pump, tire and sprocket not included

Ground Drive for Piston Pump


PPGDW	Ground Drive Wheel for Lil' Thumper Piston Pump Mounting for 7" X 7" tool bar. Includes chain, hub and necessary mounting hardware (less tire). Unit designed to be pushed, not pulled.	200 lbs. \$1,313.00
T590L 07209-30	Traction Tire for Ground Drive Wheel (590 X 15") 18 tooth sprocket, 1 1/4" bore, #50 chain	20 lbs. Net \$108.00 4 lbs. \$82.27

Drive Packages



PP6D

PP6D	Drive Package for 5 and 6 Bolt Hub	32 lbs. \$352.00
-------------	------------------------------------	------------------



Pump not included

Lil' Thumper Pump Mounting

5228	Universal Mounting Kit for Planter Includes mounting rails, plates, four 28 tooth sprockets, 6 feet of # 40 roller chain w/ connecting link, jack shaft and all necessary hardware. <i>Note: Modifications may be necessary for some planters.</i>	51 lbs. \$340.00
-------------	---	------------------



5228

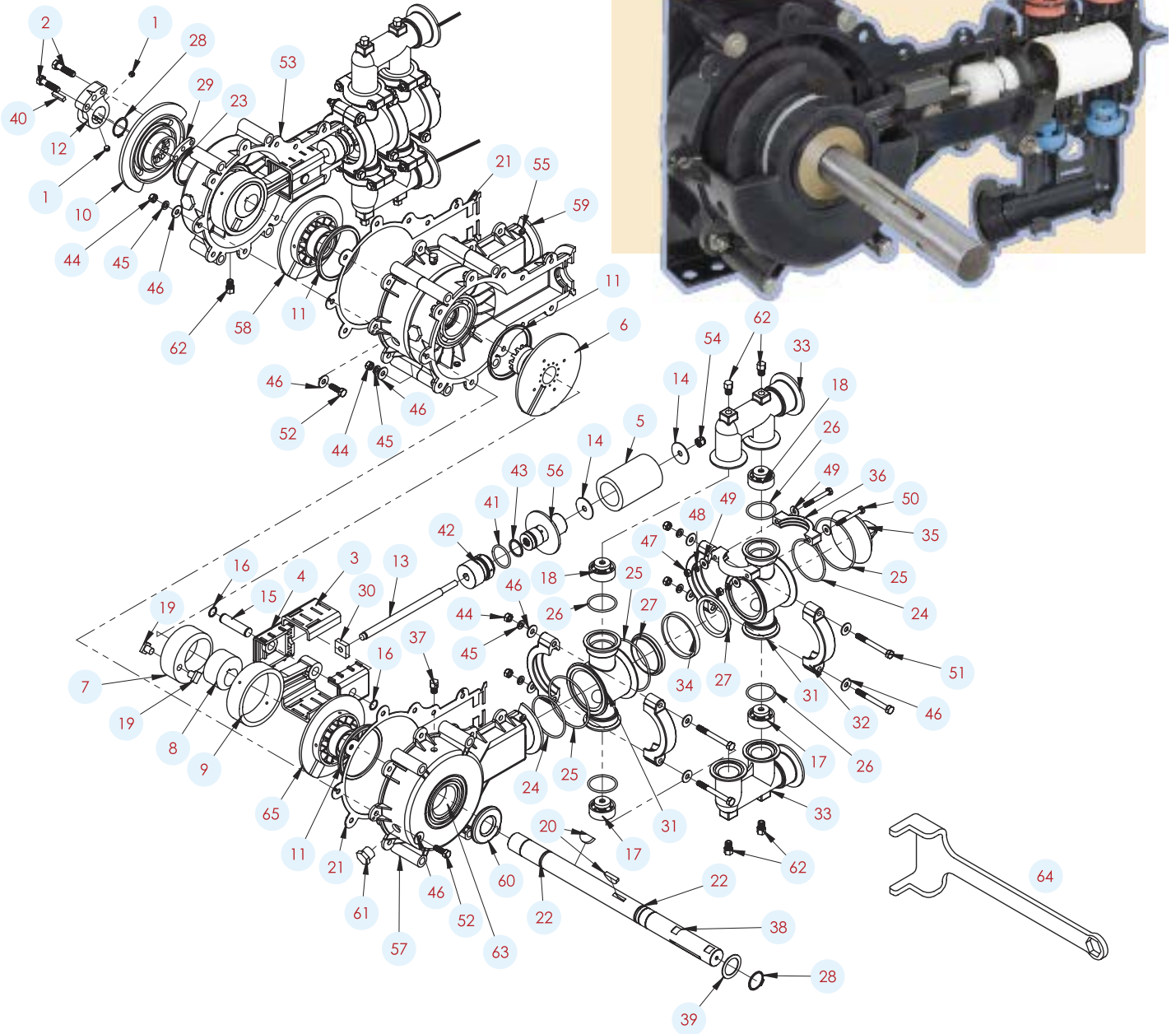
Drive Sprockets



28TH1 1/4-30

07325	15 tooth sprocket, 1 1/4" bore, #40 chain	1 lbs. \$41.21
28TS 1-30	28 tooth split sprocket for 7/8" hex shaft #40 chain	2 lbs. \$54.28
28TH 1 1/4-30	28 tooth sprocket, 1 1/4" bore, #40 chain	2 lbs. \$58.76
07209-30	18 tooth sprocket, 1 1/4" bore, #50 chain	4 lbs. \$82.27
11697-95	25/32 tooth double sprocket, 1 1/4" bore, #40 chain	5 lbs. \$127.89

Piston Pump Parts Breakdown



PISTON PUMP PARTS LIST for pumps with serial numbers 250000 and larger

REF. PART NO.	DESCRIPTION	PRICE	REF. PART NO.	DESCRIPTION	PRICE	REF. PART NO.	DESCRIPTION	PRICE
1. 00087	Set Screw 5/16 X 3/8 Socket Head	\$0.52	23. 01517	Oil Seal	\$19.97	44. 01996	Nut, 5/16 NC SS	\$0.28
2. 00914	Bolt, 3/8 NC X 1.50 Hex Head GR.5	\$0.57	24. 01520	O-Ring Small Cylinder	\$3.08	45. 01997	Washer, Spring Lock 5/16	\$0.11
3. 01166	Slide Cover	\$13.09	25. 01521	O-Ring Large Clamp	\$3.17	46. 01998	Washer, Flat, 5/16	\$0.13
4. 01167	Piston Slide	\$30.06	26. 01522	O-Ring Check Valve	\$1.57	47. 02000	Nut 1/4 NC Hex SS	\$0.15
5. 01168	UHMW Piston	\$86.96	27. 01524	Piston Wiper	\$13.25	48. 02001	Washer, 1/4 Spring Lock SS	\$0.05
6. 01169	Drive Hub Adjustment Side	\$76.23	28. 01528	Snap Ring (1.172" ID)	\$0.59	49. 02002	Washer, Flat, 1/4 SS	\$0.09
7. 01171	Eccentric, Large	\$199.20	29. 01529-95	Adjustment Pointer Locking Plate	\$12.65	50. 02004	Bolt, 1/4 NC X 2.25 SS	\$0.96
8. 01172	Eccentric, Small	\$135.01	30. 01530	Piston Rod Retaining Block	\$11.94	51. 02005	Bolt, 5/16 NC X 3 SS	\$1.60
9. 01173	Connecting Rod	\$123.12	31. 01534	Cylinder Housing	\$46.55	52. 02006	Bolt, 5/16 NC X 1.00 SS	\$0.83
10. 01176	Adjustment Disc	\$45.97	32. 01535	Large Clamp Half	\$8.15	53. 02200	Half Drive Case (Bearing Not Included)	\$128.89
11. 01177	Bearings Trust Drive Hub	\$10.10	33. 01536	Manifold (Intake/Exhaust)	\$60.05	54. 04632	Nut, 3/8 NC Nylon Lock	\$1.03
12. 01191-95	Adjustment Pointer	\$37.97	34. 01537	Support Ring Piston Wiper	\$3.02	55. 04642	Zerk, Grease, 1/4 UNF	\$0.40
13. 01265	Piston Rod	\$53.00	35. 01538	End Cap	\$11.94	56. 5136	Stack Pack Subassembly	\$157.24
14. 01313	Piston Washer	\$4.78	36. 01539	Small Clamp	\$4.20	57. 11924	Half Drive Case (Bearing Not Included)	\$128.89
15. 01317	Wrist Pin	\$20.21	37. 01597	Plug Breather, 1/4 MPT	\$2.42	58. 11926	Drive Hub Adjustment Side	\$82.45
16. 01318	Pump Snap Ring	\$0.33	38. 01596	Drive Shaft (PP1)	\$145.96	59. 11927	Center Drive Case	\$429.31
17. 01320	Intake Valve (Blue)	\$37.06	39. 01599	Drive Shaft (PP2)	\$209.09	60. 11929	Oil Seal (Drive Hub)	\$28.73
18. 01321	Exhaust Valve (Red)	\$37.06	40. 01979	1.25" Machine Bushing	\$0.58	61. F1200	FTG, Plug 1/2 MPT	\$0.85
19. 01390	Drive Hub Adjusting Pin	\$6.86	40. 01989	Adjustment Clamp Drive Key	\$1.23	62. F1400	FTG, Plug 1/4 MPT	\$0.36
20. 01391	Woodruff Key 1 1/4" X 1 1/2"	\$1.03	41. 12489	O-Ring Piston Rod Guide	\$1.02	63. 02501	Bearing, Drive Case	\$65.55
21. 01426	Gasket	\$24.61	42. 01992	Bushing	\$53.30	64. 11521-95	Pump Adjusting Tool	\$14.68
22. 01516	O-Ring Main Shaft	\$0.83	43. 01993	O-Ring	\$0.88	65. 01147	Center Drive Hub	\$8.19

setting the piston pump rate for gallons per acre (GPA)

Calibrate your piston pump from our website: www.demco-products.com. Use "calibration" in the Keyword Search.

1. Measure and record drive wheel tire air pressure. Maintain pressure at all times.
2. Measure the distance from the surface of the ground to the center of the drive wheel. This is your **Loaded Radius**.

Determining Sprocket Ratios for Piston Pumps

1. Count the number of teeth on the Drive Wheel Sprocket.
2. Count the number of teeth on the Driven Sprocket.
3. Divide the number of teeth on the Drive Sprocket by number of teeth on the Driven Sprocket to determine Sprocket Ratio.

For Equipment With Jack Shafts.

1. Multiply the number of teeth on all Drive Sprockets together.
2. Multiply the number of teeth on all Driven Sprockets together.
3. Divide Drive Sprocket total by Driven Sprocket total which equals the Sprocket Ratio.

Example - (See Diagram A)
 (A) Drive Sprockets $50 \times 28 = 1400$
 (B) Driven Sprockets $24 \times 18 = 432$
 (C) $\frac{1400}{432} = 3.24$

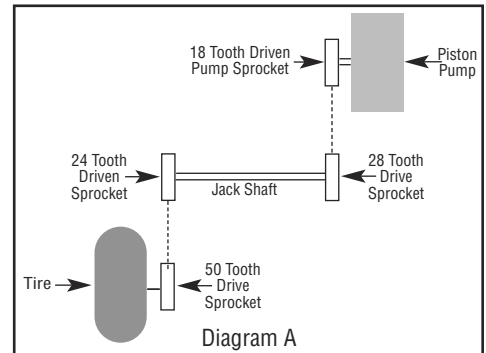
NOTE: On units with press wheels, the radius in inches of the drive wheel can be considered as the number of teeth on the drive sprocket and the radius of the press wheel can be considered as the number of teeth on the driven sprocket.



REF. NO.	PART NO.	QTY. PP1	QTY. PP2	DESCRIPTION	PRICE
69.	01582	1	1	Piston Pump Rate Chart	\$12.90

Instructions for Pump Setting

1. Set **LOADED RADIUS** opposite **SPROCKET COMBINATION**. (If combination is not listed, calculate ratio and use **SPROCKET RATIO SCALE**).
2. Set **SWATH WIDTH** under arrow.
3. Read **PUMP SETTING** opposite **GALLONS PER ACRE** for **MODEL PP1** or **MODEL PP2**.

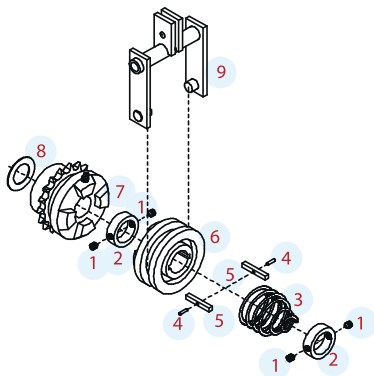


PISTON PUMP CLUTCH PARTS

REF. NO.	PART NO.	DESCRIPTION	PRICE
1.	00087	3/8" x 3/8" Cup Point Set Screw	\$0.52
2.	01598-95	1 1/2" I.D. Lock Collar	\$15.00
3.	01193	Clutch Spring	\$6.99
4.	01976	1/2" x 1/2" Roll Pin	\$0.19
5.	01549	3/4" x 3/4" x 1 3/8" Key	\$3.28
6.	01184 1 1/4-30	1 1-1/2" I.D. Clutch Yoke	\$68.11
7.	01183 1 1/4-30	1 1-1/2" I.D. Sprocket Casting (18 tooth)	\$77.97
8.	01979	1-1/2" I.D. 18 Ga. Machine Washer	\$0.58
9.	01576-30	Clutch Throw Out Yoke	\$56.79

PISTON PUMP PARTS KITS

PART. NO.	DESCRIPTION	PRICE
5224	Wiper Repair Kit (Requires 2 Kits for PP2) Consists of (2) Ref. 27 Wiper, (2) Ref. 24 O-Ring (3) Ref. 25 O-Ring (4) Ref. 26 O-Ring and (1) Ref. 43 O-Ring	\$33.86
5915	Stack Pack & Wiper Repair Kit (Requires 2 Kits for PP2) Consists of (2) Ref. 27 Wiper, (2) Ref. 24 O-Ring (3) Ref. 25 O-Ring (4) Ref. 26 O-Ring and (1) Ref. 56 Stack Pack	\$194.69



P-Series Polyethylene Tanks



Round Tanks (without agitation)

Gallons	Fillwell	Outlet	Measurements
14	5"	1/2"	14" x 31"
55	5"	3/4"	23" x 37"
85	5"	3/4"	24" x 46"
110	5"	3/4"	24" x 59"
110	8"	1 1/4"	30" x 44"
150	8"	1 1/4"	30" x 56"
150	8"	1 1/4"	32" x 52"
200	8"	1 1/4", 3/4"	32" x 65"

Round Tanks (with agitation)

55	5"	(1) 1 1/4"	23" x 37"
85	5"	(1) 1 1/4"	24" x 46"
110	5"	(1) 1 1/4"	24" x 59"
110	8"	(1) 1 1/4"	30" x 44"
150	8"	(1) 1 1/4"	30" x 56"
150	8"	(1) 1 1/4"	32" x 52"
200	8"	(1) 1 1/4"	32" x 65"



Tank Saddles (for tank #)

P25 23, P25 23A, P55 23, P55 23A
 P85 24, P85 24A, P110 24, P110 24A
 P110 30, P110 30A, P150 30, P150 30A
 P200 32, P200 32A

P14 14 ③	11 lbs.	\$136.00
P55 23 ③	20 lbs.	\$281.00
P85 24 ③	29 lbs.	\$356.00
P110 24 ③	40 lbs.	\$360.00
P110 30 ④	40 lbs.	\$416.00
P150 30 ④	50 lbs.	\$451.00
P150 32 ④	50 lbs.	\$510.00
P200 32 ④	64 lbs.	\$592.00

P55 23A ③	20 lbs.	\$328.00
P85 24A ③	29 lbs.	\$405.00
P110 24A ③	40 lbs.	\$409.00
P110 30A ④	40 lbs.	\$466.00
P150 30A ④	50 lbs.	\$502.00
P150 32A ④	50 lbs.	\$564.00
P200 32A ④	64 lbs.	\$661.00

PS23	14 lbs.	\$200.00
PS24	30 lbs.	\$293.00
PS30	40 lbs.	\$333.00
PS232A	80 lbs.	\$476.00



Saddle bands and hardware are included.



Elliptical Tanks (without agitation)

150	10"	1 1/4"	24" x 38.5" x 56"
200	8"	1 1/4"	26" x 41" x 66"
300	8"	1 1/4"	30" x 48" x 70"
400	8"	1 1/4"	36" x 57" x 69"
500	8"	1 1/4"	36" x 57" x 82"
500	16"	1 1/4"	36" x 48" x 92"
1000	16"	2"	49" x 78" x 90"
1600	16"	2"	49" x 78" x 138"

Elliptical Tanks (with agitation)

150	10"	(1) 1 1/4"	38.5" x 24" x 56"
200	8"	(1) 1 1/4"	26" x 41" x 66"
300	8"	(1) 1 1/4"	30" x 48" x 70"
400	8"	(1) 1 1/4"	36" x 57" x 69"
500	8"	(1) 1 1/4"	36" x 57" x 82"
500	16"	(1) 2"	36" x 48" x 92"
1000	16"	(1) 2"	49" x 78" x 90"



Tank Saddles (for tank #)

PE150R, PE150RA
 PE200R, PE200RA
 PE300R, PE300RA
 PE400R, PE400RA
 PE500R, PE500RA
 PE750, PE750A - *Special Order, min of 10*
 PE1000, PE1000A - *Special Order, min of 10*
 PE1600 - *Special Order, min of 10*

PE150R ③	55 lbs.	\$651.00
PE200R ④	85 lbs.	\$733.00
PE300R ④	120 lbs.	\$942.00
PE400R ④	135 lbs.	\$1,152.00
PE500R ④	180 lbs.	\$1,481.00
PE500 ①②④	188 lbs.	\$1,743.00
PE1000 ④	300 lbs.	\$2,523.00
PE1600 ①②④	420 lbs.	\$3,722.00

PE150RA ③	55 lbs.	\$741.00
PE200RA ④	85 lbs.	\$896.00
PE300RA ④	120 lbs.	\$1,103.00
PE400RA ④	135 lbs.	\$1,317.00
PE500RA ④	180 lbs.	\$1,641.00
PE500A ①②④	188 lbs.	\$1,908.00
PE1000A ④	350 lbs.	\$2,747.00

PS150RA	75 lbs.	\$426.00
PS200RA	80 lbs.	\$498.00
PS300RA	90 lbs.	\$538.00
PS400RA	128 lbs.	\$624.00
PS500RA	158 lbs.	\$704.00
SKD750	315 lbs.	\$1,197.00
SKD1000	380 lbs.	\$1,747.00
SKD1600	630 lbs.	\$2,811.00



Saddle bands and hardware are included.

Features

- Polyethylene chemical spray tanks are durable, convenient to use and easy to maintain.
- One piece molded construction eliminates leaks due to defective seams.
- All tanks include sump, molded gallonage markings, o-rings and polypropylene outlet fittings.
- Sprayer tanks include extra outlets and jet agitation needed for Demco sprayers.

① Includes 16" Fliptop Manway. ② Includes Baffle. ③ Shallow Sump. ④ Deep Sump.

P-Series Polyethylene Tanks



Saddle bands and hardware are included.



Cut-away Side Tanks (with agitation)

Gallons	Fillwell	Outlet	Measurements
200	8"	1 1/4"	24" X 54" X 46"
250	8"	1 1/4"	24" X 60" X 51"

PA200 24C ④	84 lbs.	\$617.00
PA250 24C ④	100lbs.	\$762.00

Cut-away Side Tank Saddles

200 Gallon (PA200 24C)	SA24 200	88 lbs.	\$415.00
250 Gallon (PA250 24C)	SA24 250	92 lbs.	\$415.00

Side Tanks (with agitation)

200	12"	1 1/4"	36" X 35" X 48"
300	16"	1 1/4"	36" X 35" X 69"

PC200A ③	81 lbs.	\$626.00
PC300A ①②③	130 lbs.	\$1,317.00

Side Teardrop Tanks (with agitation)

300 Yellow	12"	1 1/4"	44" X 36" X 62"
300 Charcoal	12"	1 1/4"	44" X 36" X 62"

9422202 ③	110 lbs.	\$873.00
9422203 ③	110 lbs.	\$873.00

Teardrop Tank Saddles

300 Gallon Teardrop	9422237	200 lbs.	\$539.00
---------------------	----------------	----------	----------

Side Tanks (with agitation)

300	8"	1 1/4"	31" X 49" X 56"
-----	----	--------	-----------------

P300 31 ④	108 lbs.	\$967.00
------------------	----------	----------

① Includes 16" Lid. ② Includes Baffle. ③ Shallow Sump. ④ Deep Sump.

Side Tank Saddles

300 Gallon (P300 31)	S31 300	175 lbs.	\$493.00
----------------------	----------------	----------	----------

SideQuest® Tanks (with 200 Flange outlet , 100 Flange agitation & saddle)

350 Yellow	16"	26" X 44" X 96"	35631	520 lbs.	\$3,109.00
350 Charcoal	16"	26" X 44" X 96"	35631C	520 lbs.	\$3,109.00
500 Yellow	16"	26" X 64" X 96"	35632	705 lbs.	\$4,001.00
500 Charcoal	16"	26" X 64" X 96"	35632C	705 lbs.	\$4,001.00

SideQuest® Tanks (with 200 Flange outlet , 100 Flange agitation, saddle & shut-off Valve)

600 Yellow	16"	30" X 72" X 105"	35864	\$5,012.00
600 Charcoal	16"	30" X 72" X 105"	35865	\$5,012.00

Fresh Water Tank

2 1/2 Gallon Fresh Water Tank with Universal Mounting Bracket	6054	20 lbs.	\$85.00
---	-------------	---------	---------

Tank Accessories

REPLACEMENT FILLWELL COVERS



5056R		PL5A	
5" diameter lid with splash baffle		5056R	\$37.20
5" diameter lid with ball vent		PL5A	\$24.94
5" diameter lid with step vent		15388	\$24.94

09319		5478R	
8" diameter lid with splash baffle (with Fillwell)		09319	\$31.47
10" threaded replacement fillwell cover		5478R	\$35.98
10" threaded replacement fillwell		5479R	\$29.30
12" threaded replacement fillwell cover		12226	\$37.15
16" threaded replacement fillwell cover (complete)		5470R	\$86.88
4" diameter replacement lid with vent for 16" threaded tank lid		PL4	\$34.48
16" threaded replacement fillwell		5052R16	\$39.31
Stainless steel screw		12108	\$0.19

5486A		5486A	\$114.75
16" fliptop lid & fillwell (new style)		12108	\$0.19
Stainless steel screw (10 required)		10905	\$52.93
Replacement gasket			

Replacement gasket for old style (5486R)	5486G	\$27.99
--	--------------	---------


FLANGED TANK FITTINGS

	1" replacement gasket	FTF100	\$41.04
	1" replacement gasket	14625	\$3.73
	2" replacement gasket	FTF200	\$48.58
	2" replacement gasket	14624	\$5.23
	2" full port gasket (inside) (4 required)	FTF220BD	\$79.08
	2" full port gasket (outside)	BF200GFE	\$3.76
		13081	\$12.82

POLYETHYLENE TANK FITTINGS


Ace Fittings

Hole Size Requirement

P114AV		P012DA	1/2" double thread	1 1/4"	\$21.35
		P034DA	3/4" double thread	1 3/4"	\$16.01
		P100DA	1" double thread	1 3/4"	\$16.01
		P114A	1 1/4" double thread	2 1/4"	\$21.35
		P114AV	1 1/4" anti-vortex	2 1/4"	\$40.95
		P112A	1 1/2" double thread	3"	\$22.99

Tank Fittings

Hole size requirements for polyethylene tanks are: 1/2" outlet fittings require a 1 1/2" diameter hole. 1 1/4", 1 1/2" & 2" outlet fittings require a 2 3/4" diameter hole. EPDM gasket.

P114PAV		P012DN	1/2" double thread	\$31.43
		P114	1 1/4"	\$46.13
		P114D	1 1/4" double thread	\$46.13
		P114PAV	1 1/4" anti-vortex	\$46.13
		P112	1 1/2"	\$46.13
		P112D	1 1/2" double thread	\$46.13
		P112PAV	1 1/2" anti-vortex	\$46.13
		P200	2"	\$46.13
		P200D	2" double thread	\$44.79
		P200PAV	2" anti-vortex	\$46.13

JET AGITATION ASSEMBLY

S3371P		D3371PSA	
---------------	---	-----------------	--

Ace Agitators


Hole size requirements for tanks are: 1 1/4"

Single agitation for 110 gallon tanks or smaller	S3371PA	\$52.61
Double agitation for 150 gallon tanks or larger	D3371PA	\$60.39
Double agitation for 2" sump on polyethylene tanks	D3371PSA	\$61.40

09941

Jet agitation wand	5044 1	\$5.39
High volume jet agitation wand	09941	\$40.75

REPLACEMENT TANK STRAPS

	1 3/4" strap / ft.	05367	\$2.01
	4" strap / ft.	03728	\$3.46
	Attaching Hardware		
	Anchor for 1 3/4" strap	05785-95	\$5.40
	Anchor for 4" strap	05784-95	\$9.02
	5/16" x 4" bolt for 1 3/4" strap anchor	04352	\$0.96
	3/8" x 5" bolt for 4" strap anchor	01885	\$0.86

Foam Markers

Features

- Variable rate foam marker.
- The amount of foam generated can be easily adjusted with a turn of the control knob from 3 - 10 GPH.
- A tractor mounted control console with **low voltage indicator** notifies the operator of insufficient current to generate maximum foam quality.
- All necessary hoses and fittings for a complete installation.
- Increases accuracy, prevents skips or overlaps during planting or spraying.
- The delivery tube dispenses the foam at ground level.
- Universal mounting brackets allow the marker to be used on most spraying equipment.



33 gallon Variable Rate Foam Marker Kit for up to a 60' boom Charcoal Tank	9428167	107 lbs.	\$1,880.00
33 gallon Variable Rate Foam Marker Kit for up to a 60' boom Yellow Tank	9428156	107 lbs.	\$1,880.00
33 gallon Variable Rate Foam Marker Kit for up to a 90' boom Charcoal Tank	9428168	111 lbs.	\$1,975.00
33 gallon Variable Rate Foam Marker Kit for up to a 90' boom Yellow Tank	9428157	111 lbs.	\$1,975.00
Foam Collector Head assembly	5375	5 lbs.	\$46.58
Control Console with low voltage indicator	5371	5 lbs.	\$203.14
Custom Foam Marker Mountings			
For 300-500 Gallon Rear Mount	9428036	25 lbs.	\$97.00

Chemical Educator

Hypro® Cleanload™ chemical educator

Features

- Hypro's Cleanload™ is a self-contained education system that allows the operator to mix liquid and dry chemicals safely and quickly.
- Safety - all crop protection chemistry is mixed at ground level. Cleanload™ eliminates the need for operators to climb on and around machines while handling expensive and dangerous chemicals. Operator exposure to slips, trips and falls is reduced. Chemical spill potential is reduced, minimizing operator and environmental exposure.
- 7 gallon hopper provides capacity for two standard liquid containers or one 25 lb. bag of most dry chemicals.
- Suction lance allows the operator to educt bulk liquid and dry chemicals (wetable powders, dry flowables and water-dispersible granules) from large containers without secondary handling.
- Stainless steel venturi provides highest education rate and durability against all chemicals.
- Tank and bottle rinse nozzles standard. Designed to wash, Cleanload™ hopper and triple rinse chemical containers of residue.



Chemical Educator with universal mounting bracket	9428165	125 lbs.	\$1,371.00
---	----------------	----------	------------

Sprayer Control Systems

Manual Control



CP3B3HV Three section manual control for centrifugal pump systems. Inlet: 1" Outlet: 3/4" Capacity: 27 GPM at 30 PSI (Includes 4" pressure gauge) 22 lbs. \$711.00

Electric Control



CP414HVR Solenoid Valve three section controls for centrifugal pump systems. Inlet: 1" Outlet: 3/4" Capacity: 27 GPM at 30 PSI 26 lbs. \$1,316.00

3318	Replacement Console	\$513.01
12118	Gauge (Glycerine filled)	\$90.76
21720 15	15' Extension Cable	\$124.11
21486NY	Union Fitting	\$6.51

Electric Control



9428129 Motorized Ball Valve three section electric control for centrifugal pump systems. Inlet: 1 1/4" Outlet: 3/4" 45 lbs. \$2,015.00

3318	Replacement Console	\$513.01
12118	Gauge (Glycerine filled)	\$90.76
21721 15	15' Extension Cable	\$124.00
21486NY	Union Fitting	\$6.51

Electric Control



CPER Single section controls for centrifugal pump systems. Inlet: 3/4" Outlet: 3/4" Capacity: 10 GPM at 30 PSI 11 lbs. \$757.00

5120	Replacement Console with 15' Harness	\$222.52
01072	Replacement Gauge	\$48.98

TEEJET® 844E SPRAYER CONTROL



Features

- The TeeJet® 844E sprayer control is designed with simplicity in mind. Simply set your target application rate, and the unique VisiFlo display on the 844E helps you select the right TeeJet® tip for your application. Once spraying begins, the large display shows application rate, volume sprayed, system pressure, sprayer speed and the area covered. It also features a "boost" mode that allows the operator to increase or decrease the target application rate temporarily. It has an aluminum console housing with sealed computer switch panels, fully automated and manual rate control, and separate boom controls along with master shut-off.
- Bank of three or five Motorized Ball Valves
- 2.5 - 60 GPM Flow Meter (1¼" hose barbs)
- Regulating Ball Valve
- Proximity Wheel Sensor
- Wire Harness

9428065	<i>(3 section)</i>	\$4,698.00
9428067	<i>(5 section)</i>	\$5,696.00

Replacement Components

09458	Flow meter	\$946.06
09691	Proximity wheel sensor	\$166.23
09459	1" regulating ball valve	\$297.13
12536	Regulating ball valve with 2" flanged ports	\$834.96
09460	Power cable	\$180.08
10799	Console to hitch harness (844E only)	\$653.31
10936	Hitch to valve harness with junction box and Packard valve plugs	\$875.51

RAVEN® 440/450 SPRAYER CONTROL



Features

- The data window in the SCS440/450 console continually displays the actual rate of spray application. A variety of other spraying information is also available in the rate window on command. Select from:
 - total volume applied (cumulative)
 - total area worked (cumulative)
 - field volume applied (sub-plot)
 - field area (sub-plot)
 - vehicle speed (mph or kph)
 - distance traveled (feet or meters)
 - area worked per hour (acres, hectares or thousand square feet)
 - volume applied per minute (gallons or liters)
 - volume left in tank (gallons or liters)
 - time
- Bank of three or five Motorized Ball Valves
- One 60 GPM Poly Flow Meter (1¼" hose barbs)
- Regulating Butterfly Valve
- Proximity Wheel Sensor
- 16 Pin Wire Harness

9428043	440 <i>(3 Section)</i>	\$5,182.00
9428045	450 <i>(5 Section)</i>	\$6,078.00

Replacement Components

5890	Flow meter	\$900.78
10308	Proximity wheel sensor	\$138.69
10311	1" regulating butterfly valve	\$646.33
10046	Speed sensor 12' harness	\$179.44
11430	Speed sensor 18' harness	\$159.09
10960	Console to hitch harness	\$459.36
10959	Hitch to valve harness with Packard valve plugs (37') 16 Pin	\$817.30
12851	Hitch to valve harness with Packard valve plugs (24') 16 Pin	\$710.08

Centrifugal Sprayer Pumps

Hypro® Gear-driven Centrifugal Pump

Viton® shaft seal standard. Cast iron body, molded nylon impeller. Planetary gear drive and bearings are factory lubricated. Ports: 1 1/2" NPT suction, 1 1/4" NPT discharge. Max. pressure: 80 PSI. Max. output: 106 GPM at open discharge at 20 PSI on 9006 & 9016. Max. output: 110 GPM at open discharge at 20 PSI on 9008, 9018 & 9028.

C9006 540	540 RPM tractor mounted pump. For 1 3/8" PTO. 47 GPM @ 60 PSI (540 RPM)	44 lbs.	\$1,001.00
C9008 1000	1000 RPM tractor mounted pump. For 1 3/8" PTO. 70 GPM @ 60 PSI (1000 RPM)	45 lbs.	\$1,039.00
C9028 1000	1000 RPM tractor mounted pump. For 1 3/4" PTO. 70 GPM @ 60 PSI (1000 RPM)	48 lbs.	\$1,204.00
C9016 540	540 RPM frame mounted pump. (1" diameter stub shaft) 47 GPM @ 60 PSI (540 RPM)	41 lbs.	\$987.00
C9018 1000	1000 RPM frame mounted pump. (1" diameter stub shaft) 70 GPM @ 60 PSI (1000 RPM)	42 lbs.	\$1,026.00
5564	Viton® Seal Repair Kit		\$55.33
3430 0591	Silicone Carbide Seal Repair Kit. Excellent Life Guard™ survivability		\$206.18



Hypro® Belt-driven Centrifugal Pump

Includes 12 groove belt drive. The epoxy coating inside and out provides excellent protection from corrosion as well as a stainless steel shaft and Viton® mechanical seal.

C9402 540S	Cast iron 1 1/4" x 1" straight centrifugal pump, 600 RPM for 1" solid shaft. 54 GPM at 60 PSI (540 RPM).	45 lbs.	\$977.00
C9402 540Q	Cast iron 1 1/4" x 1" straight centrifugal pump, 600 RPM with 1 3/8" PTO, 6 spline, and quick coupler. 98 GPM at 60 PSI (540 RPM).	45 lbs.	\$977.00
C9403B2	Cast iron 1 1/2" x 1 1/4" straight centrifugal pump, 1000 RPM for 1 3/8" PTO, 21 spline. 98 GPM at 60 PSI.	42 lbs.	\$1,103.00
C9403 1000L	Cast iron 1 1/2" x 1 1/4" straight centrifugal pump, 1000 RPM for 1 3/4" PTO, 21 spline. 128 GPM at 60 PSI. (1000 RPM)	42 lbs.	\$1,145.00
C9403 540S	Cast iron 1 1/2" x 1 1/4" straight centrifugal pump, 600 RPM for 1" solid shaft. 98 GPM at 60 PSI (540 RPM).	45 lbs.	\$1,103.00
C9403B5	Cast iron 1 1/2" x 1 1/4" straight centrifugal pump, 1000 RPM for 1" solid shaft. 128 GPM at 60 PSI.	42 lbs.	\$1,103.00
5565	Viton® Seal Repair Kit		\$60.36
3430 0589	Silicone Carbide Seal Repair Kit. Excellent Life Guard™ survivability		\$196.47
3100 0005	1000 RPM 12 Groove Belt		\$66.65
3100 0006	540 RPM 12 Groove Belt		\$89.83
3103 0009	540 RPM Cogged Belt F/9401 Series		\$71.72
3103 0010	1000 RPM Cogged Belt F/9401 Series		\$55.74



Hypro® Centrifugal Pump with Hydraulic Motor

The Hypro® centrifugal pump is made of pressure tested epoxy coated cast iron housing with a closed-type, molded nylon impeller mounted on a hardened stainless steel shaft. The epoxy coating on the housing provides for superior internal chemical and abrasion resistance for longer pump life, as well as extra protection of the external surface of the pump. 180 PSI maximum spraying pressure. C9303HM2 includes a restrictor orifice. Standard Viton® shaft seals unless noted.

C9303HM1	8-15 GPM hydraulic motor with 1 1/2" x 1 1/4" cast iron pump. 104 GPM @ 60 PSI. (3000 PSI. maximum @ remote outlet)	26 lbs.	\$940.00
C9303HM2	4-8 GPM hydraulic motor with 1 1/2" x 1 1/4" cast iron pump. 50 GPM @ 60 PSI. (3000 PSI maximum @ remote outlet)	26 lbs.	\$940.00
C9303HM3	15-23 GPM hydraulic motor with 1 1/2" x 1 1/4" cast iron pump. 76 GPM @ 60 PSI. (3000 PSI. maximum @ remote outlet)	26 lbs.	\$1,000.00
C9314HM1	10-20 GPM oil flow 2" x 2" for closed/open center systems. 120 PSI maximum pressure, 207 GPM @ 60 PSI Includes Life Guard™ seal and 220 Flanged ports. (3000 PSI maximum @ remote outlet)	41 lbs.	\$1,235.00
5565	Viton® Seal Repair Kit		\$60.36
3430 0589	Silicone Carbide Seal Repair Kit. Excellent Life Guard™ survivability		\$196.47
3430 0178	Repair Kit for Orbit Motor		\$99.53



Centrifugal Sprayer Pumps

Ace Belt-driven Centrifugal Pumps

With Pulleys, 10 groove belt and Viton® seals. 0-70 PSI. 1 1/4" suction x 1" discharge.
Sprays 48 GPM at 40 PSI when driven by 540 RPM PTO.

PTOC600 10QC	Cast iron pump for direct mounting on 1 3/8" 600 RPM PTO shaft. Pump is equipped with quick coupler.	46 lbs.	\$1,055.00
PTOC1000 10	Cast iron pump for direct mounting on 1 3/8" 1000 RPM PTO shaft. Pump is equipped with 21 spline split PTO drive shaft & split ring locking collar.	43 lbs.	\$1,149.00
PTOC600 10B	Cast iron pump. 1" dia. stub shaft and integral mounting base for 600 RPM Tumblerod drive shaft.	42 lbs.	\$1,018.00
FMCMA	Replacement cast iron pump	18 lbs.	\$520.00
RKFMC	Pump Seal Repair Kit		\$66.61
BAC28 10	540 RPM 10 Groove Belt		\$49.22
BAC28 10M	1000 RPM 10 Groove Belt		\$49.97



Ace Belt-driven Centrifugal Pumps

With Pulleys, 10 groove belt and Viton® seals. High Performance. 0-100 PSI. 1 1/2" suction x 1 1/4" discharge.
Sprays 85 GPM at 40 PSI when driven by 540 RPM PTO.

PTOC600QC150	Cast iron pump for direct mounting on 1 3/8" 600 RPM PTO shaft. With quickcoupler.	51 lbs.	\$1,210.00
PTOC600 10B150	Cast iron pump. 1" dia. stub shaft and integral mounting base for 600 RPM Tumblerod drive shaft.	52 lbs.	\$1,182.00
PTOC1000 175	Cast iron pump for direct mounting on 1 3/8" 1000 RPM PTO shaft. With 20 spline PTO shaft & locking collar.	50 lbs.	\$1,210.00
RKFMC150	Pump Seal Repair Kit.		\$63.59
BAC28 10 150	540 RPM 10 Groove Belt.		\$62.07
BAC28 10M150	1000 RPM 10 Groove Belt.		\$44.91



Ace Hydraulic Pumps

FMCHYD204	1 1/4" x 1" frame mounted centrifugal, hydraulic driven pump. 0-100 PSI at max. 75 GPM at open discharge. Tractor hydraulic system must have 4-13 GPM of hydraulic fluid available to the sprayer pump from the tractor remote outlet (at 1000 PSI).	26 lbs.	\$1,071.00
FMCHYD210	1 1/4" x 1" frame mounted centrifugal, hydraulic driven pump. 0-100 PSI at max. 75 GPM at open discharge. Tractor hydraulic system must have 8-17 GPM of hydraulic fluid available to the sprayer pump from the tractor remote outlet (at 1000 PSI).	27 lbs.	\$1,071.00
FMC150HYD206	1 1/2" x 1 1/4" frame mounted centrifugal, hydraulic driven pump. 0-120 PSI at max. 100 GPM at open discharge. Tractor hydraulic system must have 7-16 GPM of hydraulic fluid available to the sprayer pump from the tractor remote outlet (at 1000 PSI).	31 lbs.	\$1,110.00
FMC150HYD304	1 1/2" x 1 1/4" frame mounted centrifugal, hydraulic driven pump. 0-120 PSI at max. 100 GPM at open discharge. Tractor hydraulic system must have 7-16 GPM of hydraulic fluid available to the sprayer pump from the tractor remote outlet (at 1000 PSI). Flanged ports & silicon carbide seal.	38 lbs.	\$1,321.00
FMC200HYD304	2" x 1 1/2" frame mounted centrifugal, hydraulic driven pump. 0-120 PSI at max. 200 GPM at open discharge. Tractor hydraulic system must have 11-20 GPM of hydraulic fluid available to the sprayer pump from the tractor remote outlet (at 1000 PSI).	33 lbs.	\$1,255.00
RKFMC	Viton® Pump Seal Repair Kit.		\$66.61
RKBAC75HYDL	Hydraulic Orbit Motor Repair Kit. (for 204, 206, 210 only)		\$75.83
RKBAC75HYD300L	Hydraulic Orbit Motor Repair Kit. (for 304 motor only)		\$115.22

TRACTOR HYDRAULIC REMOTE OUTLET CAPACITY (GPM)

MODEL	CLOSED CENTER	OPEN CENTER
FMCHYD204	All	4-13
FMCHYD210	Load Sensing	8-17
FMC150HYD206	All	7-16
FMC200HYD304	11 GPM Minimum	11-20



Hypro® Roller Pumps

NOTE: For chemical applications such as Roundup®, XL series should be used.



C4101

4000 SERIES

A Hypro® roller pump with Viton® seals, 4 polypropylene rollers, 3/4" NPT ports. Max. capacity 3.3 GPM at 150 PSI and 4.4 at 50 PSI. Max. pressure 150 PSI.

C4001	Hypro® 1800 RPM cast iron pump	5 lbs.	\$175.00
XL4001	"Silver Cast" 1800 RPM pump	5 lbs.	\$451.00
05327	2000 RPM, 15 Spline, PTO Adapter	1 lbs.	\$39.66
C4101	Hypro® 2600 RPM cast iron pump	5 lbs.	\$163.00
XL4101	"Silver Cast" 2600 RPM pump	5 lbs.	\$438.00
3430 0158	Pump Repair Kit (includes rollers, seals, & O-ring)		\$39.77

6500 SERIES

A Hypro® roller pump with Viton® seals, 6 polypropylene rollers, 3/4" NPT ports and 5/8" solid shaft. Max. capacity 21.8 GPM at 1200 RPM, 18.2 GPM at 1000 RPM, 9.7 GPM at 540 RPM. Maximum pressure 300 PSI.

C6500	Hypro® cast iron pump	8.5 lbs.	\$177.00
XL6500	Hypro® "Silver Cast" pump	9 lbs.	\$567.00
1321 0012	1 3/8" multi-speed quick coupler for 6500 series		\$38.00
3430 0380	Pump Repair Kit (includes rollers, seals, & O-ring)		\$46.86



XL7560

7560 SERIES

A Hypro® roller pump with Viton® seals, 8 polypropylene rollers, 3/4" NPT ports and 15/16" solid shaft. Max. capacity 22.5 GPM at 1000 RPM, 12 GPM at 540 RPM. Maximum pressure 300 PSI.

C7560	Hypro® cast iron pump.	13 lbs.	\$231.00
XL7560	Hypro® "Silver Cast" pump.	13 lbs.	\$676.00
1321 0013	1 3/8" multi-speed quick coupler for 7560 series		\$40.00
3430 0167	Pump Repair Kit (includes rollers, seals, & O-ring)		\$65.34

1700 SERIES

A Hypro® roller pump with Viton® seals, 5 polypropylene rollers, 1" NPT ports and 15/16" solid shaft. Max. capacity 45 GPM at 1000 RPM, 25 GPM at 540 RPM. Maximum pressure 200 PSI.

C1700	Hypro® cast iron pump	19 lbs.	\$366.00
XL1700	Hypro® "Silver Cast" pump	20 lbs.	\$1,026.00
1321 0013	1 3/8" multi-speed quick coupler		\$40.00
3430 0161	Pump Repair Kit (includes rollers, seals, & O-ring)		\$67.73

12 Volt Electric Pumps



8000 543 150

8000 543 150

A 12 volt DC continuous duty motor and positive displacement diaphragm pump. Pump has Viton® valves and will totally bypass at 45 PSI, 1.8 GPM max., 4.7 amp draw at 30 PSI. 3/8" FPT ports.

94 391 06	Santoprene (EPDM) Valve Kit (for foam markers)	5 lbs.	\$122.00
94 391 09	Viton® Valve Kit (for sprayers)		\$46.41
94 395 06	Diaphragm Kit		\$90.28
2088 343 135			\$44.40

A 12 volt DC intermittent duty motor and positive displacement diaphragm pump. 3 GPM max., 45 PSI max., 8.6 amps draw at 30 PSI. 1/2" MPT ports.

94 232 05	Viton® Valve Kit	6 lbs.	\$279.00
12981			\$101.94

A 12 volt DC heavy duty motor and positive displacement diaphragm pump. Pump has Viton® valves and will totally bypass at 60 PSI. 5 GPM max., 9 amp draw at 20 PSI. 1/2" FPT ports.

13028	Viton® Valve assembly	7 lbs.	\$383.00
13030	Upper housing assembly		\$54.50
			\$96.99



12981

Gasoline Driven Straight Centrifugal Pumps



DAC135H

DAC135

Straight centrifugal pump with 3.5 HP Briggs & Stratton engine. Viton® seals are standard. Engine is equipped with ball bearings, rewind starter, and a manual throttle to control engine speed. Pump delivers 12 GPM @ 50 PSI. Pump must be initially primed or seals will be damaged. 1" x 3/4" port size.

28 lbs. \$920.00

DAC135H

Straight centrifugal pump with 3 HP Honda® engine. Viton® seals are standard. Engine is equipped with ball bearings, rewind starter, and a manual throttle to control engine speed. Pump delivers 12 GPM @ 50 PSI. Pump must be initially primed or seals will be damaged. 1" x 3/4" port size.

28 lbs. \$1,301.00

13314

DHC155

Pump Repair Kit (for DAC135 Series)

1 lb. \$83.79

Straight centrifugal pump with 6.5 HP PowerPro™ engine.

Viton® seals are standard. Engine is equipped with ball bearings, rewind starter, and a manual throttle to control engine speed.

Pump delivers 82 GPM @ 40 PSI, 70 GPM @ 50 PSI, or 50 GPM @ 60 PSI. Pump must be initially primed or seals will be damaged. 1.5" port size. Suction lift should not exceed 22'.

53 lbs. \$1,013.00

65 lbs. \$1,736.00

DHC155H

DHC155LE

5565

DHC155HE

With Honda® 5.5 HP engine

Replacement Pump (for DHC155 or DHC155H)

Pump Repair Kit (for DHC155 Series)

1 lb. \$60.36

With Honda® 5.5 HP engine, electric start

70 lbs. \$3,384.00



DHC155

Parts

Valves



SAFI 12 volt ball valve designed for remote on/off control of spray booms and nozzles at pressures to 300 PSI.

1/2 sec. response time from fully open to fully closed. Flanged inlet and outlet connections. 35 GPM of flow.

- 12844** Valve with Packard \$368.19
- 13534** Motor with Packard \$238.35



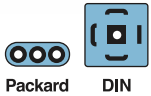
TeeJet® Model 460 12 volt ball valve designed for remote on/off control of spray booms and nozzles at pressures to 300 PSI.

1/4 sec. response time from fully open to fully closed. Flanged inlet and outlet connections. 32 GPM of flow.

- 09484** Valve with DIN \$486.40
- 10933** Valve with Packard \$489.78

Repair Parts

- AB460** Seal Kit (SS ball included) \$202.58
- AB460-1** Seal Kit (without ball) \$66.53
- 12095** Replacement Motor w/Packard (50515 Series) \$377.20



Packard DIN

Electrically operated 12 volt valve, with Viton® diaphragm seals, designed for remote on/off control of spray booms and nozzles at pressures to 100 PSI. Direct-O-Valve is suitable for wettable powder applications. 3/8" NPT (F) inlet and 1/2" NPT (F) outlet. 10 GPM of flow.

- 144A1** \$219.59

EPDM Repair Kit

- AB144A1** \$34.77

Viton® Repair Kit

- AB144A1VI** \$52.01



12 volt worm gear drive plunger valve assembly. Flanged connections. Requires DIN electrical connection.

- 463011 900** \$348.67



Electric butterfly valve provides remote pressure control. Features two-wire lead for use in 12VDC system. Maximum operating pressure of 100 PSI. 3/4" NPT (F) connections.

- 244 3/4** \$193.02

Repair Kit

- AB244** \$19.18



Electric butterfly valve provides remote pressure control. Features two-wire lead for use in 12VDC system. Maximum operating pressure of 100 PSI. 3/4" NPT (F) connections.

- 01057** \$148.10



Electric solenoid valve provides remote pressure control. Features two-wire lead for use in 12VDC system. Maximum operating pressure of 175 PSI. 8 GPM. 3/4" NPT (F) connections.

- 11635** \$146.47



Manually operated single valve. In open position, liquid is directed to spray line and excess will bypass through valve. 1/2" NPT (F) spray line connections. 150 PSI max. 12.5 GPM.

- 6B1** \$56.97

Repair Kit

- AB6B1** \$23.90



TeeJet® valve for selective control of three section boom sprayers at pressures up to 300 PSI. 3/4" inlet and outlet. Control lever may be set at any of seven indexed locations.

- AA171** \$144.72

Repair Kit

- AB17** \$40.16

Pressure Regulators



For regulating flow in systems where sensitive regulation is required. Pressures to 150 PSI.

- 23120PP** 1/2" NPT connections (100 PSI) \$41.46
- 23340PP** 3/4" NPT connections (150 PSI) \$41.46

Pressure Gauges



- 60GS** 2 1/2" SS 60 PSI \$19.59

- 64GS** 4" SS 60 PSI \$39.30

- 60GB** 2 1/2" Brass 60 PSI \$15.07

- 100GB** 2 1/2" Brass 100 PSI \$20.16

- 104GB** 4" Brass 100 PSI \$28.69

- 164GS** 4" SS 160 PSI \$37.51

- 160GS** 2 1/2" SS 160 PSI \$22.63

- 160GB** 2 1/2" Brass 160 PSI \$15.07

- 160GBF** 2 1/2" Brass Glycerine filled 160 PSI \$25.66

- 200GB** 2 1/2" Brass 200 PSI \$15.07



- 164GBF** 4" Brass Glycerine filled, back port 160 PSI \$65.02

- 909P0100** Glycerine filled, back port 100 PSI Arag® \$116.58



- 12800** 4" Brass Glycerine filled, back port with mounting flange 160 PSI (50 Series sprayer) \$65.02

Chemical Isolator Kits



- 2250** For 5120 Console Texas Industrial Remcor \$90.82

- 23800** For 3318 Console TeeJet® \$126.29

Hose



1/2" Clear Vinyl	120	\$1.38
3/4" Clear Vinyl	340	\$2.03
1" Clear Vinyl	1000	\$2.37
3/8" EPDM Rubber	380RB	\$0.84
1/2" EPDM Rubber	120RB	\$1.44
3/4" EPDM Rubber	340RB	\$1.58
1" EPDM Rubber	1010RB	\$4.90
1 1/4" EPDM Rubber	1140RB	\$4.99
1 1/2" EPDM Rubber	1120RB	\$5.90
1 1/4" Wire Suction	S114	\$13.07
1 1/2" Wire Suction	S112	\$14.89
2" Wire Suction	S2020	\$16.28

Stainless Steel Hose Clamps with Stainless Steel Screw



B20H

1/4"	B4H	\$1.29
3/8"	B6H	\$1.57
1/2"	B8H	\$1.66
3/4"	B12H	\$1.73
1"	B20H	\$1.88
1 1/4"	B24H	\$2.00
1 1/2"	B32H	\$2.16
2"	B44H	\$2.42
3"	B64H	\$2.90
7 1/2"	B128H	\$6.09

2-Way Ball Valves



UV125FP

1/2"	UV050FP	\$27.78
3/4"	UV075FP	\$27.78
1"	UV100FP	\$34.65
1 1/4"	UV125FP	\$59.83
1 1/2"	UV150FP	\$59.83
2"	UV200FP	\$74.59

3-Way Ball Valves



UV125FP3

1"	UV100FP3	\$55.55
1 1/4"	UV125FP3	\$57.71
2"	UV200FP3	\$86.76

Ball Valves



1 1/4" Ratchet	4011 1 1/4R	\$228.98
Seal Repair Kit	5542	\$38.54

PTO Shafts



	540 RPM	1000 RPM	
26" Constant Velocity	03774	03874	\$546.00
32" Constant Velocity	05654	NA	\$546.00
36" Standard	00211	00469	\$252.00

Springs



Cable Tension for X-Fold	5 7/8" X 3/4"	07580	\$4.38
Piston Pump Idler & DB12 Boom		01564	\$10.32
Boom Breakaway	13 7/16" X 1 7/8"	00180-76	\$25.34
Floating Boom	10 1/8" X 1 3/4"	00200-76	\$26.92
X-Fold Boom	10 1/8" X 1 3/4"	07838-51	\$39.65
Running Gear Tongue w/Insert	13 5/16" X 2"	00306-30	\$62.94

Handguns



15" Hand Spray Gun	2AAL60	\$134.20
Repair Kit	AB2AAL	\$19.77



18" Hand Spray Gun with adjustable tip, 3/8" FPT	12434	\$42.35
Replacement tip	12496	\$10.94



Lawn / Turf Gun with #3 Black Nozzle & 3/4" FPT Threads	25660-3	\$116.00
Nozzle only 1.5 Gray	25670-1.5	\$16.60
Nozzle only 3 Black	25670-3	\$17.27
Nozzle only 4 Red	25670-4	\$16.60
Repair Kit	AB2566	\$20.90



15" Hand Spray Gun	12217	\$21.75
--------------------	--------------	---------

Parts

Male Tapered Pipe Threads and Hose Barbs



BA3434

1/4"	1/4"	A1414	\$0.68
1/4"	3/8"	A1438	\$0.45
1/4"	1/2"	A1412	\$0.47
3/8"	3/8"	A3838	\$0.47
3/8"	1/2"	A3812	\$0.49
1/2"	3/8"	A1238	\$0.94
1/2"	1/2"	BA1212	\$1.62
1/2"	3/4"	BA1234	\$1.79
3/4"	1/2"	BA3412	\$1.79
3/4"	3/8"	A3438	\$1.12
3/4"	3/4"	BA3434	\$1.79
3/4"	1"	A3410	\$0.70
1"	3/4"	BA1034	\$2.25
1"	1"	BA1010	\$2.25
1"	1 1/4"	BA1114	\$2.83
1 1/4"	3/4"	BA114 34	\$2.83
1 1/4"	1"	BA114 1	\$2.83
1 1/4"	1 1/4"	BA114	\$2.83
1 1/4"	1 1/2"	A114 112	\$3.69
1 1/2"	1 1/4"	BA112 114	\$4.39
1 1/2"	1 1/2"	BA112	\$4.62
1 1/2"	2"	BA112 200	\$7.71
2"	1 1/2"	BA200 112	\$7.36
2"	2"	A200	\$2.71



A3410

Male Tapered Pipe Thread and Hose Barb Elbows



BEL3434

1/4"	1/4"	EL1414	\$1.13
1/4"	3/8"	EL1438	\$0.67
1/4"	1/2"	EL1412	\$0.71
3/8"	3/8"	EL3838	\$0.79
3/8"	1/2"	EL3812	\$1.29
1/2"	3/8"	EL1238	\$0.76
1/2"	1/2"	BEL1212	\$1.79
1/2"	3/4"	BEL1234	\$1.79
3/4"	1/2"	BEL3412	\$2.36
3/4"	3/4"	BEL3434	\$2.36
3/4"	1"	EL3410	\$1.64
1"	3/4"	BEL1034	\$2.98
1"	1"	BEL1010	\$2.98
1"	1 1/4"	BEL1114	\$3.76
1 1/4"	3/4"	EL114 34	\$3.74
1 1/4"	1"	BEL114 1	\$3.76
1 1/4"	1 1/4"	BEL114	\$3.76
1 1/4"	1 1/2"	EL114 112	\$5.72
1 1/2"	1 1/4"	BEL112 114	\$10.22
1 1/2"	1 1/2"	EL112	\$4.86
2"	1 1/2"	BEL200 112	\$11.09
2"	2"	BEL200	\$9.83



EL3410

Hose Barb Tees



T34

3/8"	T38	\$0.75
1/2"	T12	\$0.76
3/4"	T34	\$2.36
1"	T100	\$2.81
1 1/4"	T114	\$4.66
1 1/2"	T112	\$5.54
2"	T200	\$15.22

Male Tapered Pipe Thread Nipples



BM3400

1/4"	1/4"	M1400	\$0.84
3/8"	3/8"	M3838	\$0.87
1/2"	1/4"	M1214	\$0.52
1/2"	3/8"	BM1238	\$1.04
1/2"	1/2"	M1200	\$0.50
3/4"	3/8"	M3438	\$1.05
3/4"	1/2"	M3412	\$1.10
3/4"	3/4"	BM3400	\$1.94
1"	3/4"	BM1034	\$3.53
1"	1"	BM1000	\$2.64
1 1/4"	1"	BM114 1	\$3.76
1 1/4"	1 1/4"	BM1140	\$2.64
1 1/2"	1 1/4"	BM112 114	\$3.96
1 1/2"	1 1/2"	BM1120	\$5.02
2"	1 1/2"	BM200 112	\$3.95
2"	2"	BM2000	\$5.78

Reducer Bushings



BRB112 114

3/8"	1/4"	RB3814	\$0.87
1/2"	1/4"	RB1214	\$1.04
1/2"	3/8"	BRB1238	\$3.76
3/4"	1/8"	BRB3418	\$3.76
3/4"	1/4"	RB3414	\$1.14
3/4"	3/8"	RB3438	\$1.04
3/4"	1/2"	RB3412	\$1.64
1"	1/4"	BRB1014	\$3.96
1"	1/2"	RB1012	\$1.94
1"	3/4"	BRB1034	\$3.96
1 1/4"	3/4"	BRB114 34	\$3.96
1 1/4"	1"	BRB114 1	\$4.01
1 1/2"	1 1/4"	BRB112 114	\$5.26
2"	1"	BRB200 100	\$5.78
2"	1 1/4"	BRB200 114	\$5.78
2"	1 1/2"	RB200 112	\$4.62
3"	2"	RB300 200	\$12.36

Hose Menders



SHM3400

1/4" X 1/4"	SHM1400	\$0.45
3/8" X 1/4"	SHM3814	\$0.76
3/8" X 3/8"	SHM3800	\$0.76
1/2" X 1/4"	SHM1214	\$0.47
1/2" X 3/8"	SHM1238	\$0.52
1/2" X 1/2"	SHM1200	\$0.47
1/2" X 5/8"	SHM1258	\$0.55
5/8" X 3/8"	SHM5838	\$0.52
5/8" X 5/8"	SHM5800	\$0.92
3/4" X 3/4"	SHM3400	\$1.40
1" X 1"	SHM1000	\$0.89
1 1/4" X 1 1/4"	SHM114	\$3.32
1 1/2" X 1 1/2"	SHM112	\$4.10
2" X 2"	SHM200	\$6.04

Threaded Tees



BTT114

1/4"	TT14	\$2.86
1/2"	BTT12	\$5.90
3/4"	BTT34	\$6.34
1"	BTT100	\$8.96
1 1/4"	BTT114	\$10.47
1 1/2"	BTT112	\$15.18
2"	BTT200	\$15.79

90° Street Elbows



BSE112

1/4"	SE14	\$1.67
3/8"	BSE38	\$5.20
1/2"	SE12	\$2.28
3/4"	BSE34	\$5.63
1"	SE100	\$6.79
1 1/4"	BSE114	\$8.23
1 1/2"	SE112	\$7.40
2"	SE200	\$15.11

Line Strainers & Screens



RVF114 40

3/8" HB 80 mesh	RVB38 80	\$14.88
1/2" HB 80 mesh	RVB12 80	\$22.14
3/4" FPT 40 mesh	RVF34 40	\$27.66
3/4" FPT 80 mesh	RVF34 80	\$27.66
1" FPT 40 mesh	RVF100 40	\$61.39
1" FPT 80 mesh	RVF100 80	\$66.48
1 1/4" FPT 40 mesh	RVF114 40	\$61.39
1 1/4" FPT 80 mesh	RVF114 80	\$66.48
1 1/2" FPT 40 mesh	RVF112 40	\$55.05
1 1/2" FPT 80 mesh	RVF112 80	\$66.48

Replacement Screens

3/8" & 1/2" 80 mesh	RVB80	\$4.33
3/4" 40 mesh	RVF340	\$8.96
3/4" 80 mesh	RVF380	\$8.96
1" 40 mesh	RVF140	\$9.75
1" 80 mesh	RVF180	\$16.04
1 1/4" 40 mesh	RVF1140	\$11.20
1 1/4" 80 mesh	RVF1180	\$17.11
1 1/2" 40 mesh	RVF1240	\$14.53
1 1/2" 80 mesh	RVF1280	\$23.01

Replacement Gaskets

3/8" & 1/2"	RVB38GE	\$1.40
3/4"	RVF34GV	\$6.22
1", 1 1/4" & 1 1/2"	RVF114GV	\$8.75

Y-Strainers

3/4" FPT 40 mesh	LS075 40	\$44.30
3/4" FPT 60 mesh	LS075 60	\$49.62
3/4" FPT 80 mesh	LS075 80	\$49.62
1" FPT 40 mesh	LS100 40	\$48.65
1" FPT 80 mesh	LS100 80	\$55.46
1 1/4" FPT 40 mesh	LS125 40	\$47.23
1 1/4" FPT 80 mesh	LS125 80	\$55.46
1 1/2" FPT 50 mesh	LS150 50	\$106.72
1 1/2" FPT 80 mesh	LS150 80	\$106.72
2" FPT 50 mesh	LS200 50	\$106.72
2" FPT 80 mesh	LS200 80	\$106.71

Replacement Screens

3/4" 60 mesh	LS760	\$22.09
3/4" 80 mesh	LS780	\$23.94
1" & 1 1/4" 40 mesh	LS140	\$23.94
1" & 1 1/4" 80 mesh	LS180	\$17.96
1 1/2" & 2" 20 mesh	LS220	\$46.63
1 1/2" & 2" 50 mesh	LS250	\$51.30
1 1/2" & 2" 80 mesh	LS280	\$51.30

Replacement Gaskets

3/4"	LS075G	\$4.58
1" & 1 1/4"	LS100G	\$4.80
1 1/2" & 2" O-ring	LS150G	\$4.80
1 1/2" & 2" Square	LS200G	\$5.35



LS200 50

Quick Couplers



633A2020

1 1/4"	633A114	\$7.91
1 1/2"	633A112	\$9.32
2"	633A2020	\$10.88



633B2020

1"	633B1	\$20.75
1 1/4"	633B114	\$19.36
1 1/2"	633B112	\$25.13
2"	633B2020	\$28.93



633C2020

1"	633C1	\$20.75
1 1/4"	633C114	\$17.50
1 1/2"	633C112	\$25.13
2"	633C2020	\$28.93



633D2020

1 1/4"	633D114	\$20.75
1 1/2"	633D112	\$25.14
2"	633D2020	\$30.69



633E2020

1"	633E1	\$9.51
1 1/4"	633E114	\$9.51
1 1/2"	633E112	\$9.83
2"	633E2020	\$13.07



633F2020

1"	633F1	\$9.51
1 1/4"	633F114	\$8.02
1 1/2"	633F112	\$9.83
2"	633F2020	\$13.07



634A2020

1" & 1 1/4"	634A1	\$8.58
1 1/2"	634A112	\$9.51
2"	634A2020	\$12.81



634B2020


1" & 1 1/4"	634B114	\$20.75
1 1/2"	634B112	\$25.13
2"	634B2020	\$28.93




1"	100G	\$2.41
1 1/2"	112G	\$1.65
2"	200G	\$1.79

Parts


Gaskets

	1" flange	OD 1.5"	M100G	\$2.84
	2" flange	2.375"	112G	\$1.65
	2" full port flange	2.5"	200G	\$1.79
	3" flange		300G	\$2.42


Clamps

	1"	09938	\$11.55
	2"	09939	\$13.25
	2" Full Port	09940	\$15.17
	3"	12030	\$14.48


End Plugs

	1"	FF100	\$2.84
	2"	FF200	\$5.92
	2" Full Port	FF220	\$7.52


Flanged and Hose Barbs

	1" flange x 1" hose	FA100 100HB	\$2.52
	2" flange x 1" hose	FA200 100HB	\$6.73
	2" flange x 1 1/4" hose	FA200 125HB	\$6.73
	2" flange x 1 1/2" hose	FA200 150HB	\$6.73
	2" flange x 2" hose	FA200 200HB	\$6.73
	2" flange full port x 2" hose	FA220 200HB	\$6.06
	3" flange x 3" hose	FA300 300HB	\$21.70

Flanged and Hose Barb Elbows

	1" flange x 1" hose	FEL100 100HB	\$3.08
	2" flange x 1" hose	FEL200 100HB	\$12.48
	2" flange x 1 1/4" hose	FEL200 125HB	\$12.48
	2" flange x 1 1/2" hose	FEL200 150HB	\$12.51
	2" flange x 2" hose	FEL200 200HB	\$12.51
	2" flange full port x 1 1/2" hose	FEL220 150HB	\$12.48
	2" flange full port x 2" hose	FEL220 200HB	\$12.48
	3" flange x 3" hose	FEL300 300HB	\$57.97

Flanged and Flange Couplings

	1" flange x 1" flange	FA100	\$6.73
	2" flange x 1" flange	FA200 100	\$20.16
	2" flange x 2" flange	FA200	\$17.74
	3" flange x 2" flange		
	full port	FA300 220	\$45.39


Flanged and Flange Elbows

	2" flange x 2" flange	FEL200	\$15.75
	2" flange full port x 2" flange full port	FEL220	\$15.75


Flanged Cross

	2" flange	FCR200	\$45.56
---	-----------	--------	---------


Flanged Tees

	1" x 2" x 2" flanges	FT100 200	\$17.47
	2" x 2" x 2" flanges	FT200	\$18.22
	2" x 2" x 2" flanges full port	FT220	\$18.22


Flanged and Male Pipe Threads

	1" flange x 1" MPT	FA100 100MPT	\$2.87
	2" flange x 1 1/4" MPT	FA200 125MPT	\$5.95
	2" flange x 1 1/2" MPT	FA200 150MPT	\$5.95
	2" flange x 2" MPT	FA200 200MPT	\$5.96
	2" flange full port x 2" MPT	FA220 200MPT	\$6.72


Flanged Ball Valves

	1" full port	MV100CF	\$59.31
	2"	MV200CF	\$83.89
	2" full port	MV220CF	\$111.78


Flanged 3-Way Ball Valves

	2" 3-way, bottom load	FV200BLCF	\$106.32
	2" 3-way, full port side load	FV220SLCF	\$158.90

Stubby 2-Way Ball Valves

	2" coupler x 2" hose barb	VSFHB 200	\$84.72
	2" coupler x 2" FPT	VSF204FP	\$86.70
	2" coupler x 2" flange	MVSF200CF	\$70.49
	3" coupler x 3" flange	MVSF 300	\$177.06

Flanged Strainers

	1 1/2" flange strainer with screen	FLST150 50	\$74.97
	Gasket (TeeJet®)	11537	\$5.92
	Gasket (TeeJet®) Bottom Cap	14485	\$3.72
	50 mesh screen (TeeJet®)	11538	\$24.99
	Gasket (Banjo®)	LST150GV	\$11.34
	50 mesh screen (Banjo®)	LST1550	\$33.89

Spray Nozzle Accessories

Drip Free Check Valves



DF12NTL	1/2" nozzle elbow & check valve assembly	\$10.73
DF12NTT	1/2" nozzle tee & check valve assembly	\$10.73
DF34NTL	3/4" nozzle elbow & check valve assembly	\$10.73
DF34NTT	3/4" nozzle tee & check valve assembly	\$10.73
DFDV	Replacement Viton® Diaphragm	\$1.52
DFCP	Replacement Diaphragm Cap Assembly	\$4.41
DFGE	EPDM Tip Cap Gasket	\$0.59
DFFD	Floodjet Cap (red)	\$1.04
DFFT	Flat Cap (yellow)	\$1.04

TEEJET® Nozzle Body Series for Disc, Planter

Banding & Pressure Hose Kits



10913	1/2" Single End Nozzle Assembly (less cap & gasket)	\$8.54
10914	1/2" Single Tee Nozzle Assembly (less cap & gasket)	\$8.54
21953VI	Replacement Diaphragm - Viton®	\$1.73
21950 10PP	Replacement Diaphragm Cap Assembly	\$4.24

TEEJET® Nozzle Body Series for Dry Booms



09147	3/4" Single End Nozzle Assembly (less cap & gasket)	\$10.06
09148	3/4" Single Tee Nozzle Assembly (less cap & gasket)	\$10.06
09310	1/2" Single End Nozzle Assembly (less cap & gasket)	\$10.06
09311	1/2" Single Tee Nozzle Assembly (less cap & gasket)	\$10.06

TEEJET® 360° Nozzle Body Series for Wet or Dry Booms



15929

07782 (360)	Triple End Nozzle Assembly	
15928 (370)	3/4" Hose Barb (less caps & gaskets)	\$26.15
07783 (360)	Triple Tee Nozzle Assembly	
15929 (370)	3/4" Hose Barb (less caps & gaskets)	\$26.15
21953VI	Replacement Diaphragm - Viton®	\$1.73

Caps & Gaskets for TEEJET® Nozzle Bodies



Cap & Gasket

07787	Flat Fan Red Cap w/EPDM gasket	\$1.38
07788	Flat Fan Blue Cap w/EPDM gasket	\$1.38
07789	Flat Fan Brown Cap w/EPDM gasket	\$1.38
07790	Flood Jet Green Cap w/EPDM gasket	\$1.38
09692	Air Induction Yellow Cap w/EPDM gasket	\$1.38
19438EPR	EPDM Tip Cap gasket	\$0.58

Nozzle Bodies



NTL38	3/8" Elbow (less cap)	\$2.55
NTL12	1/2" Elbow (less cap)	\$2.84
NTL34	3/4" Elbow (less cap)	\$2.83
NTT38	3/8" Tee (less cap)	\$2.63
NTT12	1/2" Tee (less cap)	\$2.84
NTT34	3/4" Tee (less cap)	\$3.82
8027	Nozzle Body Cap	\$1.10

DEMCO Clamps



10862	Demco stainless steel boom clamp for TeeJet® nozzle. Fits square tube. Requires worm gear style hose clamp. (2 required) each	\$3.95
B24H	Worm gear all stainless steel hose clamp	\$2.00

Diamond Boom Clamp Assemblies



09792	Demco Stainless Steel boom clamp for TeeJet® nozzle. Fits 3" diamond tube. Requires worm gear style hose clamp. (2 required) each	\$6.12
B64H	Worm Gear all Stainless Steel hose clamp	\$2.90

TEEJET® Vari-spacing Clamp Assemblies



Vari-Spacing Stainless Steel clamps for use on all dry boom Quick TeeJet® bodies.

10902	1" square boom clamp	\$6.96
10903	1 1/4" square boom clamp	\$7.24
10904	1 1/2" square boom clamp	\$7.24

Square Boom Clamp Assemblies



For use with NTL or NTT nozzle fittings. Available in 1" or 1 1/4", for square boom tubing.

B11 1	1" square boom clamp	\$3.52
B11 114	1 1/4" square boom clamp	\$3.52

Round Boom Clamp Assemblies



For use with NTL or NTT nozzle fittings. Available in 3/4" or 1", for round boom tubing.

B11 34R	3/4" round boom clamp	\$3.52
B11 1R	1" round boom clamp	\$3.52

Spray Tips

FullJet®

WIDE ANGLE FLAT SPRAY TIPS AND NOZZLES FLOODJET® TIPS AND NOZZLES

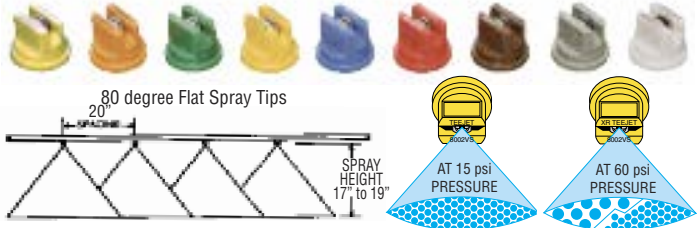


TK & TKVS Floodjet Tip

FloodJet® tips and nozzles project a wide angle spray pattern. They are designed for incorporating herbicides into the soil. These tips are recommended for suspension and slurry type chemicals at lower spraying pressures. FloodJet® tips produce coarser particle sprays to minimize drift. Boom heights should be adjusted to obtain the overlap which provides the most uniform distribution. Optimum coverage is achieved by overlapping adjacent spray patterns 50% on each side to obtain double coverage. TK floodJet® tips are available in brass or stainless steel with VisiFlo color coding. KSS floodJet® nozzles are available in stainless steel. Fits into 07790 cap assembly.

TeeJet®

Flat spray tips can be used for spraying herbicides, insecticides, fertilizers and other chemicals. Each tip produces a tapered edge spray pattern for uniform coverage where patterns overlap. Tips having an 80 degree spray pattern are available in brass, stainless steel, extended range color coded nylon with stainless steel orifice. Nozzle spacing is 20" and spray height is 17" to 19". Fits into 07787, 07788 or 07789 cap assemblies.



80 & 110 degree FLAT SPRAY TIPS (Based on 20" spacing)

Tip No.	Liquid Pressure in PSI	Nozzle Capacity In GPM	Degree Spray Angle	Gallons Per Acre 40" Spacing						
				4 MPH	5 MPH	6 MPH	8 MPH	10 MPH	12 MPH	
TK1 ¹	10	.10	80	3.7	3.0	2.5	1.9	1.5	1.2	
TKSS1 ⁴	20	.14	109	5.3	4.2	3.5	2.6	2.1	1.8	
	30	.17	118	6.4	5.1	4.3	3.2	2.6	2.1	
	40	.20	123	7.4	5.9	5.0	3.7	3.0	2.5	
AN1.5 ⁶	10	.15	85	5.6	4.5	3.7	2.8	2.2	1.9	
TK1.5 ¹	20	.21	108	7.9	6.3	5.3	3.9	3.2	2.6	
	30	.26	116	9.7	7.7	6.4	4.8	3.9	3.2	
	40	.30	121	11.1	8.9	7.4	5.6	4.5	3.7	
TK2 ¹	10	.20	95	7.4	5.9	5.0	3.7	3.0	2.5	
TKVS2 ²	20	.28	113	10.5	8.4	7.0	5.3	4.2	3.5	
(Red)	30	.35	121	12.9	10.3	8.6	6.4	5.1	4.3	
	40	.40	125	14.9	11.9	9.9	7.4	5.9	5.0	
TK2.5 ¹	10	.25	110	9.3	7.4	6.2	4.6	3.7	3.1	
TKVS2.5 ²	20	.35	122	13.1	10.5	8.8	6.6	5.3	4.4	
(Brown)	30	.43	126	16.1	12.9	10.7	8.0	6.4	5.4	
	40	.50	129	18.6	14.9	12.4	9.3	7.4	6.2	
TK3 ¹	10	.30	96	11.1	8.9	7.4	5.6	4.5	3.7	
TKVS3 ²	20	.42	112	15.8	12.6	10.5	7.9	6.3	5.3	
(Gray)	30	.52	115	19.3	15.4	12.9	9.7	7.7	6.4	
	40	.60	120	22	17.8	14.9	11.1	8.9	7.4	
TK4 ¹	10	.40	107	14.9	11.9	9.9	7.4	5.9	5.0	
TKVS4 ²	20	.57	123	21	16.8	14.0	10.5	8.4	7.0	
(White)	30	.69	125	26	21	17.2	12.9	10.3	8.6	
	40	.80	129	30	24	19.6	14.9	11.9	9.9	
TK5 ¹	10	.50	120	18.6	14.9	12.4	9.3	7.4	6.2	
TKVS5 ²	20	.71	128	26	21	17.5	13.1	10.5	8.8	
(Lt. Blue)	30	.87	134	32	26	21	16.1	12.9	10.7	
	40	1.0	137	37	30	25	18.6	14.9	12.4	
TK7.5 ¹	10	.75	106	28	22	18.6	13.9	11.1	9.3	
TKVS7.5 ²	20	1.1	119	39	32	26	19.7	15.8	13.1	
(Lt. Green)	30	1.3	125	48	39	32	24	19.3	16.1	
	40	1.5	128	56	45	37	28	22	18.6	
TK10 ¹	10	1.0	121	37	30	25	18.6	14.9	12.4	
TKVS10 ²	20	1.4	133	53	42	35	26	21	17.5	
(Black)	30	1.7	136	64	51	43	32	26	21	
	40	2.0	141	74	59	50	37	30	25	
TK15 ¹	10	1.5	106	56	45	37	28	22	18.6	
TKSS15 ⁴	20	2.1	113	79	63	53	39	32	26	
	30	2.6	117	96	77	64	48	39	32	
	40	3.0	120	111	89	74	56	45	37	
TK20 ¹	10	2.0	113	74	59	50	37	30	25	
TKSS20 ⁴	20	2.8	122	105	84	70	53	42	35	
	30	3.5	126	129	103	86	64	51	43	
	40	4.0	128	149	119	99	74	59	50	
TK30 ¹	10	3.0	104	111	89	74	56	45	37	
TKSS30 ⁴	20	4.2	110	158	126	105	79	63	53	
	30	5.2	113	193	154	129	96	77	64	
	40	6.0	116	223	178	149	111	89	74	

If the nozzle spacing on your boom is different than those in the chart above, you must multiply the tabulated or calculated GPA coverage by one of the conversion factors in the table below.

Where Tables are Based on 40" Nozzle Spacing									
Other Spacing	28"	30"	32"	34"	36"	38"	42"	44"	48"
Conversion Factor	1.43	1.33	1.25	1.18	1.11	1.05	.95	.91	.83

PLUG TIP BLANKS



To temporarily shut off selected nozzles, replace spray tips with these plug tips. Easy, quick way to change spacing of operating nozzles on boom.

Order No.	Price	Material
3942SS	\$0.81	Stainless Steel

Tip No.	Liquid Pressure in PSI	Capacity 1 Nozzle In GPM	Gallons Per Acre								
			4 MPH	5 MPH	6 MPH	7 MPH	8 MPH	10 MPH	12 MPH		
800067 ¹	20	.05	3.5	2.8	2.4	2.0	1.8	1.4	1.2		
	25	.055	3.9	3.2	2.6	2.3	2.0	1.6	1.3		
	30	.06	4.3	3.5	2.9	2.5	2.2	1.7	1.4		
	40	.067	5.0	4.0	3.3	2.8	2.5	2.0	1.7		
	50	.07	5.6	4.5	3.7	3.2	2.8	2.2	1.9		
8001 ¹	15	.06	4.6	3.6	3.0	2.6	2.3	1.8	1.5		
	20	.07	5.3	4.2	3.5	3.0	2.6	2.1	1.8		
	25	.08	5.9	4.7	3.9	3.4	2.9	2.4	2.0		
	30	.09	6.4	5.1	4.3	3.7	3.2	2.6	2.1		
	40	.10	7.4	5.9	5.0	4.2	3.7	3.0	2.5		
80015 ¹	15	.09	6.7	5.5	4.5	3.9	3.4	2.7	2.2		
	20	.11	7.9	6.3	5.3	4.5	3.9	3.2	2.6		
	25	.12	8.8	7.0	5.9	5.0	4.4	3.5	2.9		
	30	.13	9.7	7.7	6.4	5.5	4.8	3.9	3.2		
	40	.15	11.1	8.9	7.4	6.4	5.6	4.5	3.7		
8002 ¹	15	.12	8.9	7.3	6.1	5.2	4.5	3.6	3.0		
	20	.14	10.5	8.4	7.0	6.0	5.3	4.2	3.5		
	25	.16	11.7	9.4	7.8	6.7	5.9	4.7	3.9		
	30	.17	12.9	10.3	8.6	7.4	6.4	5.1	4.3		
	40	.20	14.9	11.9	9.9	8.5	7.4	5.9	5.0		
8003 ¹	15	.18	13.4	10.9	9.1	7.8	6.8	5.4	4.5		
	20	.21	15.8	12.6	10.5	9.0	7.9	6.3	5.3		
	25	.24	17.6	14.1	11.7	10.1	8.8	7.0	5.9		
	30	.26	19	15.4	12.9	11.0	9.7	7.7	6.4		
	40	.30	22	17.8	14.9	12.7	11.1	8.9	7.4		
8004 ¹	15	.24	17.8	14.5	12.1	10.4	9.1	7.2	6.0		
	20	.28	21	16.8	14.0	12.0	10.5	8.4	7.0		
	25	.32	23	18.8	15.7	13.4	11.7	9.4	7.8		
	30	.35	26	21	17.2	14.7	12.9	10.3	8.6		
	40	.40	30	24	19.8	17.0	14.9	11.9	9.9		
8005 ¹	15	.31	23	18.2	15.2	13.0	11.4	9.2	7.7		
	20	.35	26	21	17.5	15.0	13.1	10.5	8.8		
	25	.40	29	23	19.6	16.8	14.7	11.7	9.8		
	30	.43	32	26	21	18.4	16.1	12.9	10.7		
	40	.50	37	30	25	21	18.6	14.9	12.4		
8006 ¹	15	.37	28	22	18.2	15.6	13.6	11.0	9.2		
	20	.42	32	25	21	18.0	15.8	12.6	10.5		
	25	.47	35	28	23	20	17.6	14.1	11.7		
	30	.52	39	31	26	22	19.3	15.4	12.9		
	40	.60	45	36	30	25	22	17.8	14.9		
8008 ¹	15	.49	36	29	24	21	18.2	14.6	12.2		
	20	.57	42	34	28	24	21	16.8	14.0		
	25	.63	47	38	31	27	23	18.8	15.7		
	30	.69	52	41	34	29	26	21	17.2		
	40	.80	59	48	40	34	30	24	19.8		
XR11002VK ⁵	15	.25	18.2	14.6	12.1	10.4	9.1	7.3	6.1		
	20	.28	21	16.8	14.0	12.0	10.5	8.4	7.0		
	25	.32	23	18.8	15.7	13.4	11.7	9.4	7.8		
	30	.35	26	21	17.2	14.7	12.9	10.3	8.6		
	40	.40	30	24	19.8	17.0	14.9	11.9	9.9		
XR11003VK ⁵	15	.31	23	18.2	15.2	13.0	11.4	9.2	7.7		
	20	.35	26	21	17.5	15.0	13.1	10.5	8.8		
	25	.40	29	23	19.6	16.8	14.7	11.7	9.8		
	30	.43	32	26	21	18.4	16.1	12.9	10.7		
	40	.50	37	30	25	21	18.6	14.9	12.4		
XR11004VK ⁵	15	.37	28	22	18.2	15.6	13.6	11.0	9.2		
	20	.42	32	25	21	18.0	15.8	12.6	10.5		
	25	.47	35	28	23	20	17.6	14.1	11.7		
	30	.52	39	31	26	22	19.3	15.4	12.9		
	40	.60	45	36	30	25	22	17.8	14.9		
XR11005VK ⁵	15	.49	36	29	24	21	18.2	14.6	12.2		
	20	.57	42	34	28	24	21	16.8	14.0		
	25	.63	47	38	31	27	23	18.8	15.7		
	30	.69	52	41	34	29	26	21	17.2		
	40	.80	59	48	40	34	30	24	19.8		
XR11006VK ⁵	15	.49	36	29	24	21	18.2	14.6	12.2		
	20	.57	42	34	28	24	21	16.8	14.0		
	25	.63	47	38	31	27	23	18.8	15.7		
	30	.69	52	41	34	29	26	21	17.2		
	40	.80	59	48	40	34	30	24	19.8		
XR11008VK ⁵	15	.49	36	29	24	21	18.2	14.6	12.2		
	20	.57	42	34	28	24	21	16.8	14.0		
	25	.63	47	38	31	27	23	18.8	15.7		
	30	.69	52	41	34	29	26	21	17.2		
	40	.80	59	48	40	34	30	24	19.8		

NOTE: 15 PSI rating for XR VisiFlo tips only (example: XR8001VS).

If the nozzle spacing on your boom is different than those in the chart above, you must multiply the tabulated or calculated GPA coverage by one of the conversion factors in the table below.

Where Tables are Based on 20" Nozzle Spacing									
Other Spacing	8"	10"	12"	14"	16"	18"	22"	24"	30"
Conversion Factor	2.5	2	1.67	1.43	1.25	1.11	.91	.83	.66

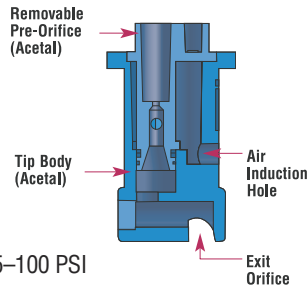
1 Brass 2 Color Coded Stainless Steel 4 Stainless Steel 5 Color Coded Ceramic 6 Polyacetal

Turbo TeeJet® Induction

TeeJet® StreamJet® Tips








- All acetal construction for excellent chemical and wear resistance
- Compact size to prevent tip damage
- Removable pre-orifice for fast and easy cleaning
- Large, round passages to minimize plugging
- Tapered flat spray pattern
- Patented orifice design
- Large droplets are produced through a venturi air aspirator resulting in less drift
- Wide operating pressure range of 15–100 PSI
- Fits into 09G92 cap assembly

TT1110__VP SPRAY TIP
(Cross Section View)



Stainless Steel for Banding Fertilizers

- Permits banding fluids at high rig speeds.
- Large orifices with no internal obstructions permit non-clogging suspension applications.
- Lower drift potential.

	PSI	CAPACITY (1) NOZZLE IN GPM	Gallons per acre (20" nozzle spacing)						
			5 mph	6 mph	8 mph	10 mph	12 mph	15 mph	
TT111002VP (100 Mesh) \$12.82 	15	0.12	7.1	5.9	4.5	3.6	3.0	2.4	
	20	0.14	8.3	6.9	5.2	4.2	3.5	2.8	
	30	0.17	10.1	8.4	6.3	5.0	4.2	3.4	
	40	0.20	11.9	9.9	7.4	5.9	5.0	4.0	
	50	0.22	13.1	10.9	8.2	6.5	5.4	4.4	
	60	0.24	14.3	11.9	8.9	7.1	5.9	4.8	
	70	0.26	15.4	12.9	9.7	7.7	6.4	5.1	
	80	0.28	16.6	13.9	10.4	8.3	6.9	5.5	
	90	0.30	17.8	14.9	11.1	8.9	7.4	5.9	
	100	0.32	19.0	15.8	11.9	9.5	7.9	6.3	
TT1110025VP (50 Mesh) \$12.82 	15	0.15	8.9	7.4	5.6	4.5	3.7	3.0	
	20	0.18	10.7	8.9	6.7	5.3	4.5	3.6	
	30	0.22	13.1	10.9	8.2	6.5	5.4	4.4	
	40	0.25	14.9	12.4	9.3	7.4	6.2	5.0	
	50	0.28	16.6	13.9	10.4	8.3	6.9	5.5	
	60	0.31	18.4	15.3	11.5	9.2	7.7	6.1	
	70	0.33	19.6	16.3	12.3	9.8	8.2	6.5	
	80	0.35	21	17.3	13.0	10.4	8.7	6.9	
	90	0.38	23	18.8	14.1	11.3	9.4	7.5	
	100	0.40	24	19.8	14.9	11.9	9.9	7.9	
TT111003VP (50 Mesh) \$12.82 	15	0.18	10.7	8.9	6.7	5.3	4.5	3.6	
	20	0.21	12.5	10.4	7.8	6.2	5.2	4.2	
	30	0.26	15.4	12.9	9.7	7.7	6.4	5.1	
	40	0.30	17.8	14.9	11.1	8.9	7.4	5.9	
	50	0.34	20	16.8	12.6	10.1	8.4	6.7	
	60	0.37	22	18.3	13.7	11.0	9.2	7.3	
	70	0.40	24	19.8	14.9	11.9	9.9	7.9	
	80	0.42	25	21	15.6	12.5	10.4	8.3	
	90	0.45	27	22	16.7	13.4	11.1	8.9	
	100	0.47	28	23	17.4	14.0	11.6	9.3	
TT111004VP (50 Mesh) \$12.82 	15	0.24	14.3	11.9	8.9	7.1	5.9	4.8	
	20	0.28	16.6	13.9	10.4	8.3	6.9	5.5	
	30	0.35	21	17.3	13.0	10.4	8.7	6.9	
	40	0.40	24	19.8	14.9	11.9	9.9	7.9	
	50	0.45	27	22	16.7	13.4	11.1	8.9	
	60	0.49	29	24	18.2	14.6	12.1	9.7	
	70	0.53	31	26	19.7	15.7	13.1	10.5	
	80	0.57	34	28	21	16.9	14.1	11.3	
	90	0.60	36	30	22	17.8	14.9	11.9	
	100	0.63	37	31	23	18.7	15.6	12.5	
TT111005VP (50 Mesh) \$12.82 	15	0.31	18.4	15.3	11.5	9.2	7.7	6.1	
	20	0.35	21	17.3	13.0	10.4	8.7	6.9	
	30	0.43	26	21	16.0	12.8	10.6	8.5	
	40	0.50	30	25	18.6	14.9	12.4	9.9	
	50	0.56	33	28	21	16.6	13.9	11.1	
	60	0.61	36	30	23	18.1	15.1	12.1	
	70	0.66	39	33	25	19.6	16.3	13.1	
	80	0.71	42	35	26	21	17.6	14.1	
	90	0.75	45	37	28	22	18.6	14.9	
	100	0.79	47	39	29	23	19.6	15.6	
TT111006VP (50 Mesh) \$12.82 	15	0.37	22	18.3	13.7	11	9.2	7.3	
	20	0.42	25	21	15.6	12.5	10.4	8.3	
	30	0.52	31	26	19.3	15.4	12.9	10.3	
	40	0.60	36	30	22	17.8	14.9	11.9	
	50	0.67	40	33	25	19.9	16.6	13.3	
	60	0.73	43	36	27	22	18.1	14.5	
	70	0.79	47	39	29	23	19.6	15.6	
	80	0.85	50	42	32	25	21	16.8	
	90	0.90	53	45	33	27	22	17.8	
	100	0.95	56	47	35	28	24	18.8	
TT111008VP (50 Mesh) \$14.99 	15	0.49	29	24	18.2	14.6	12.1	9.7	
	20	0.57	34	28	21	16.9	14.1	11.3	
	30	0.69	41	34	26	20	17.1	13.7	
	40	0.80	48	40	30	24	19.8	15.8	
	50	0.89	53	44	33	26	22	17.6	
	60	0.98	58	49	36	29	24	19.4	
	70	1.06	63	52	39	31	26	21	
	80	1.13	67	56	42	34	28	22	
	90	1.20	71	59	45	36	30	24	
	100	1.26	75	62	47	37	30	25	

	LIQUID PRESSURE PSI	CAPACITY (1) NOZZLE IN GPM	Gallons per acre (30" nozzle spacing)						
			4 mph	6 mph	8 mph	10 mph	12 mph	14 mph	
15408 \$16.36	10	0.20	9.9	6.6	5.0	4.0	3.3	2.8	
	20	0.28	13.9	9.2	6.9	5.5	4.6	4.0	
	30	0.35	17.3	11.6	8.7	6.9	5.8	5.0	
	40	0.40	19.8	13.2	9.9	7.9	6.6	5.7	
15409 \$16.36	10	0.30	14.9	9.9	7.4	5.9	5.0	4.2	
	20	0.42	21	13.9	10.4	8.3	6.9	5.9	
	30	0.52	26	17.2	12.9	10.3	8.6	7.4	
	40	0.60	30	19.8	14.9	11.9	9.9	8.5	
15410 \$16.36	10	0.40	19.8	13.2	9.9	7.9	6.6	5.7	
	20	0.57	28	18.8	14.1	11.3	9.4	8.1	
	30	0.69	34	23	17.1	13.7	11.4	9.8	
	40	0.80	40	26	19.8	15.8	13.2	11.3	
15411 \$16.36	10	0.50	25	16.5	12.4	9.9	8.3	7.1	
	20	0.71	35	23	17.6	14.1	11.7	10.0	
	30	0.87	43	29	22	17.2	14.4	12.3	
	40	1.00	50	33	25	19.8	16.5	14.1	
15412 \$16.36	10	0.75	37	25	19	14.9	12.4	10.6	
	20	1.06	52	35	26	21	17.5	15.0	
	30	1.30	64	43	32	26	21	18.4	
	40	1.50	74	50	37	30	25	21	
15413 \$16.36	10	1.00	50	33	25	19.8	16.5	14.1	
	20	1.41	70	47	35	28	23	19.9	
	30	1.73	86	57	43	34	29	24	
	40	2.00	99	66	50	40	33	28	

Variable Rate Metering Orifice

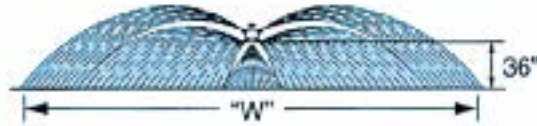


	LIQUID PRESSURE PSI	CAPACITY (1) NOZZLE IN GPM	Gallons per acre (30" nozzle spacing)				
			4 mph	5 mph	6 mph	8 mph	10 mph
15793 \$31.47	10	0.13	6.4	5.1	4.3	3.2	2.6
	20	0.21	10.3	8.2	6.9	5.1	4.1
	30	0.28	13.7	10.9	9.1	6.8	5.5
	40	0.35	17.3	13.9	11.6	8.7	6.9
	50	0.44	22	17.3	14.4	10.8	8.6
	60	0.53	26	21	17.6	13.2	10.6
	70	0.64	32	26	21	15.9	12.8
	80	0.77	38	30	25	19.1	15.2
	90	0.90	45	36	30	22	17.8

Spray Tips

BoomJet® Boomless Nozzles with Extra wide Flat Spray Projection

The 5880 BoomJet® Nozzle combines two off-center tips and three VeeJet nozzles to produce an overall wide swath flat spray. Nozzle assembly provides a good distribution for the wide pattern coverage obtained. Supplied with one additional 1/4" NPT pipe plug and one blank tip for setting BoomJet® to spray to one side only. Type 5880 also has a 1/4" NPT pressure gauge port. 3/4" NPT inlet.



W = Maximum effective coverage with nozzle mounted at 36" height.



BoomJet® Nozzle No.	OC Tips (Two)	VeeJet Top Nozzles (Two)	VeeJet Bottom Nozzle	Liquid Pressure psi	Total Capacity GPM	"W" in feet	Gallons Per Acre				
							4 mph	5 mph	7.5 mph	10 mph	15 mph
5880 3/4 2TOC06 \$288.39	#6733-OC06	H1/4VV-1506	H1/4VVL-9502 with 50 mesh strainer	20	1.84	33.5	6.8	5.4	3.6	2.7	1.8
				30	2.25	34.0	8.2	6.6	4.4	3.3	2.2
				40	2.60	34.5	9.3	7.5	5.0	3.7	2.5
5880 3/4 2TOC10 \$288.39	OC10	H1/4U-0508HE	H1/4VVL-11004 with 50 mesh strainer	20	2.83	39.5	8.9	7.1	4.7	3.5	2.4
				30	3.46	40.0	10.7	8.6	5.7	4.3	2.9
				40	4.00	40.5	12.2	9.8	6.5	4.9	3.3
5880 3/4 2TOC20 \$322.62	OC20	H1/4U-0520HE	H1/4VVL-9506 with 50 mesh strainer	20	6.08	47.0	16.0	12.8	8.5	6.4	4.3
				30	7.45	50.0	18.4	14.8	9.8	7.4	4.9
				40	8.60	52.0	20.0	16.4	10.9	8.2	5.5
5880 3/4 2TOC40 \$322.62	OC40	H1/4U-0540HE	H1/4U-9510	20	12.0	56.0	27.0	21.0	14.1	10.6	7.1
				30	14.7	60.0	30.0	24.0	16.2	12.1	8.1
				40	17.0	63.0	33.0	27.0	17.8	13.4	8.9


TeeJet®

METERING ORIFICES

Note: Always insert orifice plate with side marked with number facing the outlet.

MATERIAL: Stainless Steel

Chart is based on water with flow regulator on 30" row spacing.



Orifice No.	Pressure in PSI	Capacity in GPM	Gallons Per Acre				
			3 MPH	4 MPH	5 MPH	6 MPH	8 MPH
4916 29 \$3.66	10	.054	3.5	2.6	2.1	1.8	1.3
	20	.076	5.0	3.8	3.0	2.5	1.8
	30	.093	6.1	4.6	3.6	3.0	2.3
	40	.108	7.0	5.3	4.2	3.6	2.6
4916 35 \$3.66	10	.078	5.1	3.8	3.1	2.6	1.9
	20	.111	7.3	5.4	4.4	3.6	2.7
	30	.136	8.8	6.7	5.3	4.4	3.3
	40	.156	10.3	7.7	6.2	5.1	3.8
4916 40 \$3.66	10	.102	6.7	5.0	4.0	3.4	2.5
	20	.144	9.4	7.1	5.7	4.7	3.6
	30	.177	11.6	8.6	6.9	5.8	4.4
	40	.204	13.3	10.0	8.1	6.7	5.0
4916 46 \$3.66	10	.135	8.8	6.6	5.3	4.4	3.3
	20	.191	12.5	9.4	7.5	6.2	4.7
	30	.233	15.2	11.4	9.2	7.7	5.7
	40	.270	17.6	13.2	10.6	8.8	6.6
4916 52 \$3.66	10	.167	11.0	8.2	6.5	5.5	4.1
	20	.237	15.2	11.6	9.3	7.7	5.8
	30	.290	19.1	14.5	11.4	9.5	7.1
	40	.334	21.9	16.4	13.1	11.0	8.2
4916 59 \$3.66	10	.216	13.9	10.6	8.5	7.1	5.3
	20	.306	19.8	15.2	12.0	10.0	7.5
	30	.375	24.4	18.5	14.5	11.9	9.2
	40	.432	27.7	21.3	17.0	14.1	10.6

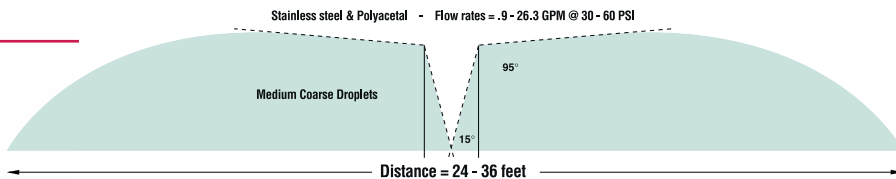
Orifice No.	Pressure in PSI	Capacity in GPM	Gallons Per Acre				
			3 MPH	4 MPH	5 MPH	6 MPH	8 MPH
4916 65 \$3.66	10	.261	17.2	12.8	10.2	8.5	6.4
	20	.369	24.4	17.8	14.5	12.1	9.0
	30	.452	29.7	22.4	17.8	14.5	11.1
	40	.522	34.3	25.6	20.5	17.0	12.8
4916 70 \$3.66	10	.306	19.8	15.2	12.0	10.0	7.5
	20	.432	28.4	21.1	17.2	13.9	10.6
	30	.530	34.3	25.7	20.5	17.2	13.0
	40	.612	39.6	30.4	24.0	19.9	15.0
4916 75 \$3.66	10	.347	22.4	17.2	13.9	11.4	8.5
	20	.491	32.3	23.8	19.1	15.8	12.0
	30	.601	39.6	29.7	23.8	19.8	14.5
	40	.694	44.9	34.3	27.7	22.7	17.0
4916 80 \$3.66	10	.396	25.7	19.1	15.8	12.9	9.7
	20	.561	37.0	27.7	21.8	18.5	13.9
	30	.687	44.9	33.7	27.1	22.4	16.5
	40	.792	51.5	38.3	31.7	25.9	19.4
4916 89 \$3.66	10	.490	26.4	23.8	19.1	15.8	12.0
	20	.693	45.5	33.7	27.1	22.4	17.2
	30	.849	55.4	41.6	33.0	27.7	21.1
	40	.980	64.7	47.5	38.3	31.7	24.0
4916 95 \$3.66	10	.572	37.6	27.7	22.4	18.5	13.9
	20	.808	52.8	39.6	31.7	26.4	19.8
	30	.990	64.7	48.8	38.9	32.3	24.4
	40	1.144	75.2	55.4	44.9	37.0	27.7
4916 107 \$3.66	10	.735	48.2	36.3	29.0	23.8	17.8
	20	1.04	68.0	50.8	40.9	33.7	25.7
	30	1.27	83.2	62.7	50.2	41.6	31.0
	40	1.47	96.4	72.6	58.1	47.5	35.6

Hypro® Boom X Tender



- FC-XT010** (Yellow/Green) \$57.21
- FC-XT015** (Light Green) \$57.21
- FC-XT020** (Blue) \$57.21

*All swaths and flow rates are based on tests conducted at 40 psi with nozzles parallel to the ground and 48-inches high while stationary. Changes in spray height, operating pressure, mounting angle, and application speed will influence swath width.



X Tender Boom Nozzles for Broadcast Applications					
Tip #	psi	gpm	Application Rate GPA		
			4 mph	5 mph	6 mph
XT010	30	0.9	7	5.6	4.6
	40	1.0	7.7	6.2	5.2
	50	1.1	8.5	6.8	5.7
	60	1.2	9.3	7.4	6.2
XT015	30	1.3	10.9	8.7	7.3
	40	1.5	12.5	10.0	8.3
	50	1.7	13.7	11.0	9.2
	60	1.8	15.0	12.0	10.0
XT020	30	1.7	12.4	9.9	8.3
	40	2.0	14.6	11.6	9.7
	50	2.2	16.0	12.8	10.7
	60	2.4	17.5	14.0	11.6

STRAINERS



STRAINER

Strainer is three part assembly consisting of body, cap and screen. Stainless steel screens in 50 and 100 mesh size.

TeeJet® Strainer No.		Strainer Body & Cap Material	Mesh Screen Material
8079NY	\$1.41	Polypropylene	Stainless Steel - 50
8079NY100	\$1.41	Polypropylene	Stainless Steel - 100

STRAINER & BALL CHECK

Prevents nozzle dripping, fits all TeeJet® nozzles. Ball check opens at 5 PSI. Recommended for flow rates up to 0.8 GPM 50 and 100 mesh screens.

Check Valve No.		Body and Cap Screw Material	Mesh Screen Material
4193APP50	\$5.18	Polypropylene	Stainless Steel
4193APP100	\$5.38	Polypropylene	Stainless Steel

Technical Information

Useful Formulas

$$\text{GPM (Per Nozzle)} = \frac{\text{GPA} \times \text{MPH} \times \text{W}}{5,940}$$

$$\text{GPA} = \frac{5,940 \times \text{GPM (Per Nozzle)}}{\text{MPH} \times \text{W}}$$

GPM — Gallons Per Minute

GPA — Gallons Per Acre

mph — Miles Per Hour

W — Nozzle spacing (in inches) for broadcast spraying
— Spray width (in inches) for single nozzle, band spraying or boomless spraying.

Row spacing (in inches) divided by the number of nozzles per row for directed spraying.

Measuring Travel Speed

Measure a test course in the area to be sprayed or in an area with similar surface conditions. Minimum lengths of 100 and 200 feet are recommended for measuring speeds up to 5 and 10 mph respectively. Determine the time required to travel the test course. To help ensure accuracy, conduct the speed check with a loaded sprayer and select the engine throttle setting and gear that will be used when spraying. Repeat the above process and average the times that were measured. Use the following equation or the table below to determine ground speed.

$$\text{Speed (mph)} = \frac{\text{Distance (ft)} \times 60}{\text{Time (seconds)} \times 88}$$

Weight of solution	Specific Gravity	Conversion Factor
7.0 lbs. per gallon	.84	.92
8.0 lbs. per gallon	.96	.98
8.34 lbs. per gallon — WATER	1.00	1.00
9.0 lbs. per gallon	1.08	1.04
10.0 lbs. per gallon	1.20	1.10
10.65 lbs. per gallon — 28% Nitrogen	1.28	1.13
11.0 lbs. per gallon	1.32	1.15
12.0 lbs. per gallon	1.44	1.20
14.0 lbs. per gallon	1.68	1.30

Tractor Speeds

Speed in mph (Miles Per Hour)	Time Required in SECONDS to Travel a Distance of:		
	100 Feet	200 Feet	300 Feet
3.0	23	45	68
3.5	20	39	58
4.0	17	34	51
4.5	15	30	45
5.0	14	27	41
6.0	—	23	34
7.0	—	19	29
7.5	—	18	27
8.0	—	17	26
9.0	—	15	23

Tips Don't Last Forever!

There is sufficient evidence that spray tips may be the most neglected component in today's farming...yet they are among the most critical of items in proper application of valuable agricultural chemicals.

For example, a 10 percent overapplication of chemical on a twice-sprayed 1000-acre farm could represent a loss of \$2,000-\$10,000 based on today's chemical investments of \$10.00-\$50.00 per acre. This does not take into account potential crop damage.

Dethmers Manufacturing Company Demco Products Agricultural Equipment Original Purchaser's Limited Warranty

1. Extent and Duration of this Warranty:

Subject to paragraphs 2 through 8 of this warranty, your Demco Agricultural Equipment is warranted to be free from defects in materials and workmanship under normal use and service for a period of 1 year after date of purchase by the original (first) retail owner, or until it is resold or transferred by you, the original owner. Tires and lights are not included in this warranty.

Tires are warranted by the manufacturer against defects in materials and workmanship but not against road hazards.

2. Manufacturer and Warrantor of Equipment (Excluding tires and lights):

Dethmers Manufacturing Co.
4010 320th St.
Boyden, IA 51234
(712) 725-2311

The manufacturer and warrantor of the tires has molded its name permanently into the tires. Tire warranty questions and claims can be taken directly to an authorized dealer of the tire manufacturer.

3. Repair or Replacement Procedure:

If your Demco Agricultural Equipment develops a defect (except for tires or lights) during the warranty period, promptly notify Dethmers Manufacturing Co. customer service department. Until such notice is received, Warrantor will not be responsible for any repair or replacement.

Upon receipt of notice from you, Warrantor will in its sole discretion choose one of the following options to satisfy the warranty:

- Warrantor may elect to ship a new part to its dealer to be exchanged free of charge for the defective part returned by you to the dealer. Any defective part will be repaired or replaced and returned to you free of charge. Any part returned to Warrantor and found not to be defective will be returned to you freight collect with an explanation; or
- Warrantor may elect to ship a new part to its dealer to be exchanged free of charge for the defective part returned by you to the dealer; or
- Warrantor may elect to ship or deliver a replacement part to your address.

4. Limitations on Warranty Coverage:

Coverage under this warranty will be effective only when a copy of the original invoice, showing the date and location of purchase, accompanies any claim for warranty.

Warrantor has no liability whatsoever and this warranty is null and void if any Demco Agricultural Equipment has been subjected to neglect, negligence, misuse, accident or operated in any way contrary to the operating and maintenance instructions as specified in the Demco Owner's Manual for that model. This warranty does not cover any Agricultural Equipment that has been altered or modified so as to affect adversely the Agricultural Equipment's operation, performance or durability, or that has been altered or modified to change the intended use of the Agricultural Equipment.

In addition, the warranty does not extend to repairs made necessary by normal use or by the use of parts, accessories or

other equipment which in the sole judgment of Warrantor, are either incompatible with the Demco Agricultural Equipment, or adversely affect its operation, performance or durability. This warranty does not cover:

- Normal wear and tear
- Road film or gravel damage to paint
- Paint
- Rust damage
- Any Demco Agricultural Equipment that has been loaded in excess of the load capacity stated on the Agricultural Equipment identification label.

Warrantor has a policy of continuous product improvement. We reserve the right to change or improve the design of any Demco Agricultural Equipment model without assuming any obligation to modify any Agricultural Equipment previously manufactured.

5. Exclusion of Implied Warranties:

The only warranty provided for this product is the limited warranty contained in paragraph 1 above. All implied warranties are expressly excluded, including, but not limited to, implied warranties of merchantability, implied warranties of fitness for a particular purpose, and any implied warranties arising from course of dealing or usage of trade. There are no warranties that extend beyond the description on the face of this warranty.

Some states do not allow limitations on implied warranties and this limitation may not apply to you.

6. Limitation on Consequential Damages:

Warrantor's responsibility under this warranty extends only to repair or replacement of your Demco Agricultural Equipment and its component parts. Warrantor does not assume responsibility for, nor shall be liable for, any special, incidental or consequential damages.

Warrantor assumes no responsibility to the owner for loss of use of the Agricultural Equipment, loss of time, inconvenience or other damage consequential or otherwise, including, but not limited to, loss of income or revenue, additional operating expenses, expense for gasoline, expense of transporting the Agricultural Equipment to the dealer and expense of returning the Agricultural Equipment, travel time, telephone or telegram charges, road service/towing charges, rental of another Agricultural Equipment during the time warranty repairs are being performed, travel, lodging, loss or damage to personal property.

Some states do not allow the exclusion or limitation of incidental or consequential damages, so the above exclusion or limitation may not apply to you.

7. Purchaser's Rights:

This warranty gives you specific legal rights, and you may also have other rights which vary from state to state.

8. Exclusive Warranty:

This is the only express warranty made by Dethmers Manufacturing Co. on your Demco Agricultural Equipment and no person other than a corporate officer of Demco is allowed to change or add to this warranty.

Special Information

PRICES & SPECIFICATIONS

All prices and specifications are subject to change without notice. All shipments are billed at price prevailing at time of shipments. ALL PRICES F.O.B. BOYDEN, IOWA OR AS DESIGNATED IN THIS CATALOG.

TERMS

Concerns desiring credit must have good rating or furnish satisfactory reference before shipment will be made, otherwise all orders will be shipped C.O.D. No cash discounts allowed with C.O.D. shipments.

ORDERING

All accounts must contact their area distributor. If your business is not located in a distributor area please call us direct. Please furnish credit and bank references with your first order.

SHIPMENTS

Our merchandise is carefully packed and thoroughly inspected before leaving our factory. Responsibility for its safe delivery is assumed by the carrier upon acceptance of the shipment. Claims for loss or damage sustained in transit must therefore be made upon the delivering carrier as follows:

CONCEALED LOSS OR DAMAGE - Concealed loss or damage means loss or damage which does not become apparent until the merchandise has been unpacked. The contents may be damaged in transit due to rough handling even though the carton may not show external damage. When the damage is discovered upon unpacking, make a written request for inspection by the carrier's agent within 15 days of the delivery date. Then file a claim with the carrier, since such damage is the carrier's responsibility.

VISIBLE LOSS OR DAMAGE - Any external evidence of loss or damage must be noted on the freight bill or express receipt, and signed by the carrier's agent. Failure to adequately describe such external evidence of loss or damage may result in the carrier refusing to honor a damage claim. The form required to file a claim will be supplied by the carrier.

SHIPPING ERRORS

Shipping errors resulting in shortages or goods ordered incorrectly by the customer, must be reported to Dethmers Manufacturing Company within 10 days after receipt of merchandise.

PICK UP ORDERS

All orders picked up and signed for by the customer or customer's agent at the Boyden, Iowa plant are considered complete as signed. Customer will receive a copy of signed order at time of loading.

PARCEL POST, U.P.S., FEDERAL EXPRESS & FREIGHT

Due to the special packing and handling on Parcel Post and United Parcel shipments, a combined shipping and handling fee will be charged on each carton. Weight limitations are as follows:

Parcel Post = 70 lbs.

UPS = 150 lbs.

Federal Express = 150 lbs. - per carton.

A pallet charge is added on all freight orders.

RETURNS

NO GOODS ARE TO BE RETURNED TO THE DISTRIBUTOR OR DEMCO WITHOUT A RETURNED GOODS AUTHORIZATION NUMBER AND INVOICE NUMBER. When your order has been filled correctly, the concerned party returning goods must in all cases pay freight, the cost of handling and a 25% restocking charge. All goods to be returned are to be in first class condition. Additional charges will be made for goods returned in other than first class condition.

© 2018 Dethmers Mfg Co.

Demco has attempted to show each and every product in this catalog in an accurate manner, yet, because we are continually "Doing Our Best to Provide You the Best," product and/or production enhancements may sometimes change the appearance of an item before new photos can be taken.

Demco is not responsible for typographical errors.

Banjo is a registered trademark of Banjo Corporation. Roundup is a registered trademark of Monsanto. TeeJet, FloodJet, AI TeeJet, StreamJet and BoomJet are registered trademarks of Spraying Systems Co. Viton and Rynite are registered trademarks of E. I. du Pont de Nemours and Company or its affiliates. du Pont is a trademark of E. I. du Pont de Nemours and Company or its affiliates. Raven is a registered trademark of Raven Industries Inc. Hypro is a registered trademark of Hypro. LLC. Cleanload is a trademark of Hypro. LLC. PowerPro is a trademark of Hypro. LLC. AGCO, Massey Ferguson and Challenger are registered trademarks of AGCO Corporation. Cat is a registered trademark of Caterpillar Inc. John Deere is a registered trademark of Deere & Company. IVT is a trademark of Deere & Company. ILS is a trademark of Deere & Company. Case IH, New Holland and Maxum are registered trademarks of CNH America LLC. Magnum & SuperSteer are a trademark of CNH America LLC. SAFI is a registered trademark of SAFI SAS. UltraFlyte™ is a trademark of Cadorath Unifyte. Honda is a registered trademark of Honda Motor Co., Ltd.

Back in 1950, Robert Dethmers started Dethmers Manufacturing Company in a corner of an implement dealership. One of his first products was fertilizer application equipment for the agricultural industry.

Since the beginning, Demco has pursued a dream to fill needs, provide solutions, and compete in an existing marketplace. Demco's has product lines in agriculture, towing, 5th wheel hitches, trailer components, and king pin trailers. Demco has earned its place with the right combination of skill and technology needed to produce the best products available without compromise.

Today, as Demco continues to grow, our tradition of building quality products, employing talented, industrious people and providing attentive service remains. Our sales staff, along with our dealers and distributors across the United States, Canada and the world, carry on the standard.

We enjoy long-term relationships with our clients and look forward to this continuum with our new clients.

The Demco logo is a red rectangular badge with rounded corners. The word "Demco" is written in a white, cursive script font across the center of the badge.

www.demco-products.com • 800-543-3626