



Crumbler
Optional



Rectangular
3 point linkage
(Optional)



Robust multi
speed gearbox



Helical arrangement
of blades




Heavy duty
transmission pipe
clamp



Boron steel blades






PTO shaft with
overload protection



Gear drive

SPECIFICATIONS

DESCRIPTION	FKDRTMG 175	FKDRTMG 200	FKDRTMG 225	FKDRTMG 250	FKDRTMG 275
TILLAGE WIDTH	70"	80"	90"	100"	110"
GEARBOX	Multi (4 Speed)				
SIDE TRANSMISSION	Gear Drive				
TYPE OF BLADES	L / J				
NO. OF FLANGES	7 / 12	8 / 14	9 / 16	10 / 18	11 / 20
NO. OF BLADES 	42 / 72	48 / 84	54 / 96	60 / 108	66 / 120
GEARBOX OVERLOAD PROTECTION	Shear Bolt / Slip Clutch				
WEIGHT (Lbs. Approx.) 	1122	1188	1254	1320	1386
TRACTOR POWER (HP) 	45-50	50-60	60-70	70-80	80-90

P.T.O RPM	ROTOR R.P.M (C/D)	
	A	B
540	20	16
	16	20
	17	19
	19	17
1000	22	14

